

Army Regulation 725–50

**Requisition and Issue of Supplies and
Equipment**

Requisitioning, Receipt, and Issue System

**Headquarters
Department of the Army
Washington, DC
15 November 1995**

Unclassified

SUMMARY of CHANGE

AR 725-50

Requisitioning, Receipt, and Issue System

This revision--

- o Adds DICs DLS, DLT, DLU, DLV, DLW, and DLX to provide specific management data to the GIM on logistic reassignments (paras 5-66, E-267.1 thru E-267.6; tables E-285. 1 thru E-285.14; app G).
- o Adds manual procedures to match exception data for part numbered requisitions to an existing NSN and to assure requisitions are not cancelled if advice code 2A is present (para 4-16.1).
- o Changes the dollar value criteria for reporting GSA stocked items for return and clarifies policy so items can only be reported if no current or future agency requirements are anticipated (para 7-29).
- o Adds requirement for the Army network stations to furnish the Army Central Service Point an alternate POC (para 9-7).
- o Adds DIC AP8 so DAAS can automatically respond to the source of supply on MOVs for units that are unable to do so themselves (paras 3-89.1, 4-26.1 and E-28.1; table E-30.1).
- o Updates projects codes (tables C-26 and C-27).
- o Adds DIC BMB so FMS customers can transmit publication data to USASAC and adds requirement for DAAS to pass DIC BMB data to USASAC when a 'B' resides in rp 30 (para 14-16, E-158.1;tables C-3 and E-153.1).
- o Updates policy on logistic reassignments (para 5-64.1).
- o Adds advice codes 3C thru 3J and policy in the requisitioning of DPSC-medical materiel when the newest materiel is required (table C-29).
- o Modifies the materiel returns program (paras 7-13,7-15, 7-18, 7-23, and 7-23.1).
- o Adds requirement for unclassified parcel post/small parcel delivery service packages to be either insured, certified, or registered without a NOA and for all FMS shipments to be traceable to a specific shipment regardless of shipment size, weight, or value(para 11-39).

- o Expands TCN field in materiel release confirmations, shipment status documents, and materiel returns program document to 17 positions (tables E-35 and E-316).
- o Changes blocks N and R of the DD Form 1348-1 from optional entries to mandatory entries to force the entry of the controlled inventory item code in block N and the shelf life code in block R (para B-3; table B-1).
- o Establishes purpose code 'N' to hold excess Defense assets for potential FMS (table C-60).
- o Establishes transportation bill codes for use by Defense Financial and Accounting Service in billing FMS customers for below-the-line transportation costs (para C-43.1; table C-67.1).
- o Adds new condition code of 'W' and establishes the requirement to reclassify assets to condition code 'W' when the discrepant materiel is reparable and under warranty (paras 5-31, 5-44, 5-45, 7-3).
- o Provides for inclusion of a three-digit code in MILSTRIP documents for subsistence items, permitting Inventory Control Point direction of issues by date packed/expiration date within supply condition code (para C-18.1; table C-34.1).
- o Clarifies the entries required on shipment status and materiel release confirmation transactions when the shipment is made with a small package carrier (para 3-75).
- o Adds procedures for expedited transportation signal designation '777' (para 2-4, 2-10, 2-11, 3-48.1, 4-8, 4-9, 4-38; tables 2-1, 2-2, 4-1).
- o Provides for differentiating between a Foreign Military Sales Order (FMSO) I requisition and a FMSO II requisition and adds six new CLSSA codes (A-F) and three new status codes (CT, DC, and DD) (paras 11-35, C-18; tables C-31, and C-34).
- o Deletes DIC BBZ, BCB, BED, BPD, and BZA (table C-3).
- o Improves controls for moving materiel to the Defense Reutilization and Marketing Offices (paras 8-4, 8-5, 8-6, 8-7, 8-8, 8-12, 8-13, 8-14, 8-15, and 8-15.1).
- o Modifies procedures for requesting FMP weapon system project codes (para 1-18f).
- o Adds procedures for submitting follow-ups to obtain the DODAAC of the initial transportation shipping activity for tracing shipments under MILSTAMP (paras 4-50, 4-55, 4-60, 4-63, E-19, E-33, tables E-20, E-35).

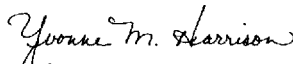
Requisition and Issue of Supplies and Equipment

Requisitioning, Receipt, and Issue System

By Order of the Secretary of the Army:

DENNIS J. REIMER
General, United States Army
Chief of Staff

Official:


YVONNE M. HARRISON
Administrative Assistant to the
Secretary of the Army

History. This UPDATE printing publishes a revision of this publication. Because the publication has been extensively revised, the changed portions have not been highlighted.

Summary. This regulation prescribes uniform procedures, codes, formats, forms, and time standards for the interchange of logistics information in the Army supply system. The procedures govern the interchange of information between the supported activities and supply control distribution systems of the Department of Defense (DOD) and other participating agencies. This regulation is the Army's implementation of six DOD military standard systems: Military Standard Requisitioning and Issue Procedures (MILSTRIP), Military Standard Transaction Reporting and Accounting Procedures (MILSTRAP), Military Supply and Transportation Evaluation Procedures (MILSTEP), Defense Automatic Addressing System (DAAS), Uniform Materiel Movement and Issue Priority System (UMMIPS), the DOD Activity Address Directory (DODAAD); one DODD: Control of Access to DOD Materiel Inventories Required by Defense Contracts (GFM); and extracts from the Military Assistance Program Address Directory (MAPAD). MILSTRIP is implemented in chapters 3, 4, 7, 8, 11, 12, and 16; MILSTRAP in chapters 5, 10, and 15; MILSTEP in chapter 13; DAAS in chapter 14; UMMIPS in chapter 2; DODAAD in chapter 9; GFM in chapter 16; and MAPAD in chapter 11. This regulation affects the logistics operations of all Army activities from the direct support level through the wholesale level. This regulation is updated semiannually by two formal changes on 1 May and

1 Nov, to simultaneously coincide with the formal changes made to the DOD military standard system regulations and directives. In addition, future change letters are prepared and distributed to major commands and implementing Army activities to provide advance programming guidance for system design activity development of automated systems changes to implement the changes to this regulation.

Applicability.

a. This regulation applies to—

- (1) All Department of the Army (DA) activities that requisition, issue, and receive supplies and equipment down through direct support unit and installation property in continental United States (CONUS) and overseas.
- (2) Interservice supply support (ISS).
- (3) International Logistics (IL).
- (4) Grant aid (GA), foreign military sales (FMS), and supply support arrangements (SSA).
- (5) Contractors authorized under contracts to requisition Government furnished material (GFM) from Services and agencies.
- (6) U.S. Property and Fiscal Officers (USPFO) for the Army National Guard.
- (7) Reserve Office Training Corps (ROTC) when requisitioning on the DOD logistics distribution system and General Services Administration (GSA).
- (8) U.S. Army Materiel Command (AMC) commodity commands and Army activities authorized to submit Asset Support Requests (ASR) (table 15-1).

b. These procedures do not apply to—

- (1) Bulk petroleum.
- (2) Commercial subscription items for all libraries (e.g., books, periodicals, audio and video material, software, and other nonbook materiel's), legal books, song folios, textbooks, and training aids for dependent schools, and ROTC reference books.
- (3) Inter- and intradepartmental purchasing operations. This does not exclude the use of—
 - (a) Military Interdepartmental Purchase Request (MIPR) (DD Form 448 series).
 - (b) DD Form 1348 (DOD Single Line Item Requisition System Document (Manual)).
 - (c) DD Form 1348M (DOD Single Line Item

Requisition System Document (Mechanical)) when initiating procurement.

(4) Blank forms and administrative publications. DA publications and blank forms will be requisitioned through normal publication supply channels. Requirements for these items placed on GSA and Navy will be submitted in the prescribed MILSTRIP requisition formats.

(5) National Security Agency (NSA) designed and controlled signal intelligence (SIGINT) collection and processing equipment; classified communications security (COMSEC) equipment; COMSEC aids (keying material); and classified CRYPTO spare and repair parts which are obtained through COMSEC channels.

(6) Coal and coke.

(7) Small Arms Serial Number Registration and Reporting System (DODSASP). See AR 710-3.

c. Requisitions for subsistence items requisitioned and supplied through the Defense Personnel Support Center (DPSC) regional headquarters and brand name resale subsistence items will be submitted in accordance with AR 30-18 and AR 30-19. MILSTRIP formats and codes will be used as required.

Proponent and exception authority.

The Proponent of this regulation is the Deputy Chief of Staff for Logistics (DCSLOG). The DCSLOG has the authority to approve exceptions to this regulation that are consistent with controlling law and regulation. Proponents may delegate this approval authority, in writing, to a division chief under their supervision within the proponent agency in the grade of Colonel or the civilian equivalent.

Army management control process.

This regulation contains management control provisions and identifies key management controls that must be evaluated.

Supplementation. Supplementation of this regulation and establishment of forms other than DA Forms are prohibited without prior approval from the Office of the Deputy Chief of Staff for Logistics, HQDA (DALO-SMP), WASH DC 20310-0546.

Interim changes. Interim changes to this regulation are not official unless they are authenticated by the Administrative Assistant to the Secretary of the Army. Users will destroy

*This regulation supersedes AR 725-50, 26 January 1993.

interim changes on their expiration dates unless sooner superseded or rescinded.

Suggested Improvements. Users are invited to send comments and suggested improvements on DA Form 2028 (Recommended Changes to Publications and Blank Forms) directly to Director, USAMC

Logistics Support Activity (LOGSA), ATTN: AMXLS-RSS, Redstone Arsenal, AL 35898-7466.

Distribution. Distribution of this publication is made in accordance with the requirements on DA Form 12-09-E, block number 2309, intended for command levels A, B, C,

D, and E for Active Army, Army National Guard, and U.S. Army Reserve.

Contents (Listed by paragraph and page number)

Chapter 1

General, page 1

Section I

General Instructions, page 1

Purpose • 1-1, page 1

References • 1-2, page 1

Explanation of abbreviations and terms • 1-3, page 1

Forms used in requisitioning, receipt, and issue system • 1-4, page 1

System maintenance • 1-5, page 1

Basic requisitioning policies • 1-6, page 2

Constraint of requisitions • 1-7, page 2

Section II

Responsibilities, page 3

General • 1-8, page 3

Unique regulatory responsibilities • 1-9, page 3

Directorate for Supply and Maintenance, Office of the Deputy Chief of Staff for Logistics (ODCSLOG) • 1-10, page 3

Directorate for Transportation, Energy, and Troop Support, ODCSLOG • 1-11, page 3

U.S. Army Training and Doctrine Command (TRADOC), U.S. Forces Command (FORSCOM), and U.S. Army Health Services Command (HSC) • 1-12, page 3

U.S. Army Materiel Command (AMC) • 1-13, page 3

USAMC Logistics Support Activity • 1-14, page 3

AMC major subordinate commands • 1-15, page 4

AMC commodity commands • 1-16, page 4

USAMC Logistic Control Activity (LCA) (Rescinded) • 1-17, page 4

U.S. Army Intelligence and Security Command (INSCOM) • 1-18, page 4

U.S. Army Military District of Washington and the National Guard Bureau • 1-19, page 4

Major oversea commands • 1-20, page 4

Military Assistance Advisory Group (MAAG) • 1-21, page 4

FMS country representative (CR) • 1-22, page 4

U.S. Army Security Affairs Command (USASAC) • 1-23, page 4

Inventory Control Points (ICPs) • 1-24, page 4

Army Central Service Point • 1-25, page 5

Central procurement functions • 1-26, page 5

DODAAF Army network stations • 1-27, page 5

Requisitioning activities • 1-28, page 5

Section III

Project Code Assignment, page 5

DA project codes • 1-29, page 5

JCS project codes • 1-30, page 6

Section IV

Approved and Proposed Military Standard Systems (MILSYSTEMS) Changes, page 7

MILSYSTEMS change DA focal point • 1-31, page 7

MILSYSTEMS change processing time-frames • 1-32, page 7

MILSYSTEMS change DA functional and implementing elements • 1-33, page 7

Chapter 2

Uniform Material Movement and Issue Priority System (UMMIPS), page 8

Uses of UMMIPS • 2-1, page 8

Policies • 2-2, page 8

Responsibilities • 2-3, page 9

UMMIPS standards • 2-4, page 9

Request for deviation • 2-5, page 9

The issue priority system • 2-6, page 9

Force/activity designator (FAD) • 2-7, page 10

Urgency of need designators • 2-8, page 10

Priority designators (PDs) • 2-9, page 10

Control of priority designator use • 2-10, page 10

Standard delivery date (SDD) • 2-11, page 11

Required delivery date (RDD), required availability date (RAD), and required delivery period (RDP) • 2-12, page 11

Performance standards • 2-13, page 12

Combination of time segments • 2-14, page 12

Performance evaluation • 2-15, page 12

Judicious application of priority designators • 2-16, page 12

Communications • 2-17, page 13

Requisition date • 2-18, page 13

Priority of processing demands • 2-19, page 13

Transportation • 2-20, page 13

Retrograde materiel movements • 2-21, page 13

Contractor use • 2-22, page 13

Chapter 3

The Requisitioner, page 17

Section I

Preparation of Requisitions, page 17

General • 3-1, page 17

Use of DD Form 1348 • 3-2, page 17

SF 344 (Multiuse Standard Requisitioning/Issue System Document) • 3-3, page 17

Use of DD Form 1348-6 • 3-4, page 17

Use of DD Form 1348-1 • 3-5, page 18

Elements of data • 3-6, page 18

Narrative message requisitions • 3-7, page 18

Formatted teletype message • 3-8, page 18

Telephone requisitions • 3-9, page 18

Entries on requisition documents • 3-10, page 18

Modification of requisitions • 3-11, page 18

Limitation on submission of exception data requisitions • 3-12, page 19

Section II

Construction of Department of the Army Document Numbers and Supplementary Addresses, page 19

Document number • 3-13, page 19

Supplementary address • 3-14, page 20

Signal code • 3-15, page 20

Examples and use of requisitioner, supplementary address, signal code, and project code • 3-16, page 20

Contents—Continued

Section III

Fund Codes, page 20

General • 3-17, *page 20*

Nonreimbursable fund codes • 3-18, *page 20*

Items issued free • 3-19, *page 20*

International Logistics Program (ILP) fund codes • 3-20, *page 20*

Fund codes for procurement • 3-21, *page 20*

Interservice use of fund codes • 3-22, *page 20*

Returns • 3-23, *page 20*

Section IV

Special Requisitioning Instructions, page 20

General • 3-24, *page 20*

Responsibility of wholesale supplier • 3-25, *page 21*

Contractor warranty support • 3-26, *page 21*

Commercial part number repair parts • 3-27, *page 21*

Requester or using activities • 3-28, *page 21*

Supply support activities (SSAs) • 3-29, *page 22*

Guidelines for determining sources of supply • 3-30, *page 22*

Local purchase items • 3-31, *page 23*

The Defense Automatic Addressing System(DAAS) • 3-32, *page 23*

National Inventory Control Points (NICPs)and Service Item Control Centers (SICCs) • 3-33, *page 23*

Security classification • 3-34, *page 23*

Preparation for oversea movement (POM)requisitions • 3-35, *page 24*

Project requisitions • 3-36, *page 24*

Requisitions for modification work order(MWO) and modification kits • 3-37, *page 24*

Tool and shop sets, kits, and components • 3-38, *page 24*

Programmed overhaul requisitions • 3-39, *page 24*

Requisitions for unauthorized items, items in excess of authorized allowances, and expendable and nonstandard items • 3-40, *page 24*

Class V items • 3-41, *page 24*

Support of nonappropriated fund activities(NAF) • 3-42, *page 24*

Requisitions for providing new equipment • 3-43, *page 24*

Requisitions for major, controlled, and regulated items • 3-44, *page 24*

Requisitions for nonconsumable item materiel support code (NIMSC) 5 Items • 3-45, *page 25*

Requisitions for printing equipment • 3-46, *page 25*

Requisitions for wood products • 3-47, *page 25*

Not mission capable supply (NMCS) and anticipated not mission capable supply (ANMCS) requisitions • 3-48, *page 25*

Expedited transportation in requisitioning “777” designator • 3-48.1, *page 25*

Requisitioning DOD excess personal property from disposal • 3-49, *page 25*

Requisitioning conventional small arms from disposal • 3-50, *page 26*

Source of supply for Armed Forces Radio and Television Service supplies (AFRTS) • 3-51, *page 26*

Sources of supply for air and rail transportation-type supplies • 3-52, *page 26*

Preparation of Pre-position War Reserve Materiel Stock (PWRMS) requisitions • 3-53, *page 26*

Preparation of requisitions by units subject to deployment • 3-54, *page 27*

Preparation of Government-furnished materiel (GFM) requisitions • 3-55, *page 27*

Submitting Aviation Intensive Management Item (AIMI) requisitions • 3-56, *page 27*

Preparation of requisitions for Issue of Service-owned, single manager for conventional ammunition(SMCA) managed items below established stock reservation levels • 3-57, *page 27*

Simulated exercise requisitions • 3-58, *page 27*

Special GSA procedures on nonavailable items • 3-59, *page 27*

Total package fielding (TPF) requisitions • 3-60, *page 27*

Preparation of subsistence requisitions • 3-61, *page 27*

Section V

Methods of Submission, page 27

General • 3-62, *page 27*

Media and transmission of requisitions • 3-63, *page 27*

Section VI

Status, page 28

General • 3-64, *page 28*

Exception status • 3-65, *page 28*

One hundred percent supply status • 3-66, *page 28*

Rejection status • 3-67, *page 28*

Supply source, direct delivery notice • 3-68, *page 28*

Shipment status • 3-69, *page 28*

Media and transmission of status • 3-70, *page 28*

Use of supply status • 3-71, *page 28*

Section VII

Followups on Requisitions, page 28

General (Rescinded) • 3-72, *page 28*

Request for supply assistance • 3-73, *page 29*

Followup instructions • 3-74, *page 29*

Shipment tracing • 3-75, *page 29*

Media and transmission of follow-up • 3-76, *page 30*

Preparation of follow-up documents • 3-77, *page 30*

Processing follow-up replies • 3-78, *page 30*

Section VIII

Cancellation of Requisitions, page 30

General • 3-79, *page 30*

Requests for cancellation • 3-80, *page 30*

Receipt of notice of delayed items • 3-81, *page 31*

Preparation of cancellation documents • 3-82, *page 31*

Processing replies to cancellation requests • 3-83, *page 31*

Section IX

Validation of Requisitions–Materiel Obligation Validation (MOV) Procedure, page 31

General • 3-84, *page 31*

Special validations • 3-85, *page 31*

Validation requests to GSA • 3-86, *page 31*

Scheduled back order validation request action • 3-87, *page 31*

MOV reconciliation and validation • 3-88, *page 32*

Responses to MOV requests • 3-89, *page 32*

DAAS response to MOV requests • 3-89.1, *page 32*

The MOV reinstatement request • 3-90, *page 32*

Section X

Returning Materiel, page 33

Materiel returns program (MRP) • 3-91, *page 33*

Return of materiel to the supply distribution system • 3-92, *page 33*

Turn-in or shipments to the Defense Reutilization and Marketing Office (DRMO) • 3-93, *page 33*

Chapter 4

The Supplier, page 37

Section I

Processing Requisitions–Source of Supply, page 37

Types of supply documents • 4-1, *page 37*

Processing supply documents • 4-2, *page 37*

Supply source processing of RDP requisitions (conventional ammunition only) • 4-3, *page 38*

Processing requisition modifier documents • 4-4, *page 38*

Routing edit • 4-5, *page 39*

Contents—Continued

Justification or authorization edit • 4-6, *page 39*
Accuracy edit • 4-7, *page 39*
Availability edit • 4-8, *page 39*
Type and distribution of output from editing • 4-9, *page 40*

Section II

Special Processing Instructions, page 42
Preparation for oversea movement (POM) requisitions • 4-10, *page 42*
Contingency plans • 4-11, *page 42*
Loans, unauthorized items, nonstandard items, and temporary issues • 4-12, *page 42*
Materiel with missing parts and/or components • 4-13, *page 42*
Provisioning • 4-14, *page 42*
Modification work order (MWO) requisitions • 4-15, *page 42*
Supply source processing of requisitions with advice code 2D, 27, or 29 • 4-16, *page 42*
Processing part number requisitions • 4-16.1, *page 42*
Processing of PWRMS requisitions • 4-17, *page 42*
Processing of Government-furnished materiel (GFM) requisitions • 4-18, *page 43*
Total package fielding (TPF) requisitions • 4-19, *page 43*
Nonconsumable item materiel support code (NIMSC) 5 Requisitions • 4-20, *page 43*
Processing requisitions for nonconsumable items from a nonregistered user • 4-20.1, *page 43*
Processing requisitions for aviation intensive management items (AIMI) • 4-21, *page 43*
Supply source processing of subsistence requisitions • 4-22, *page 43*
Tool and shop sets, kits, and components • 4-23, *page 43*
Scheduled materiel obligation validation (MOV) requests for U.S. Forces requisitions • 4-24, *page 44*
Scheduled MOV requests for International Logistics Program requisitions • 4-25, *page 45*
Processing acknowledgment of cycle validation request • 4-26, *page 45*
DAA acknowledgment of MOV requests • 4-26.1, *page 45*
Followup on unacknowledged cyclic validation requests • 4-27, *page 45*
Processing validation response documents • 4-28, *page 45*
Supply source cancellation of back orders • 4-29, *page 45*
Processing requests for MOV reinstatements • 4-30, *page 46*
Special MOV validation requests • 4-31, *page 46*
Mandatory validation • 4-32, *page 46*
Report of validation of materiel obligations • 4-33, *page 46*
Receipts • 4-34, *page 46*
Rejecting requisitions back to customer for lack of information • 4-35, *page 46*
Demand data from DEPRA • 4-36, *page 46*

Section III

Storage and Shipping Activity Processing, page 46
Documentation • 4-37, *page 46*
Planning the shipment • 4-38, *page 47*
Selection of stock • 4-39, *page 47*
Materiel release confirmation • 4-40, *page 47*
Storage activity denial or rejection of materiel releases • 4-41, *page 48*
Replies to materiel release order follow-ups • 4-42, *page 48*
Preparation of shipment status • 4-43, *page 48*
Preparing and distributing DD Form 1348-1, DD Form 1348-1 Automated, and the Automated Packing List (APL) • 4-44, *page 48*
Preparation of transportation documents • 4-45, *page 49*
Shipment markings • 4-46, *page 49*

Storage activity processing of single line cancellation/diversion requests • 4-47, *page 49*

Section IV

Issue History Files, page 50
Document control file (DCF) • 4-48, *page 50*
Materiel release order history and status file • 4-49, *page 50*

Section V

Supply Status, page 50
General • 4-50, *page 50*
Exception status • 4-51, *page 50*
One hundred percent supply status • 4-52, *page 50*
Rejection status • 4-53, *page 50*
Direct delivery notice • 4-54, *page 50*
Shipment status • 4-55, *page 51*
Acknowledgement status • 4-56, *page 51*
Consolidated shipment status (DIC BBC) • 4-57, *page 51*
Materiel release order follow-ups • 4-58, *page 51*
Media and status (M&S) code • 4-59, *page 51*
Instructions for furnishing status • 4-60, *page 51*
Time standards for distribution of status and reply to follow-up • 4-61, *page 52*
Status codes • 4-62, *page 53*

Section VI

Followup and Cancellation Processing, page 53
Followup processing • 4-63, *page 53*
Shipment tracing • 4-64, *page 54*
Processing single line item cancellation requests • 4-65, *page 54*
Supply source processing of single line cancellation requests • 4-66, *page 54*
Supply source submission of single line cancellation or diversion requests, DIC ACP, to procurement • 4-67, *page 55*
Procurement activity processing of single line cancellation and diversion requests • 4-68, *page 56*
Supply source submission of single line cancellation or diversion requests to storage activities • 4-69, *page 56*
Direct vendor delivery on MILSTRIP requisitions. • 4-70, *page 56*
Cancellation of requisitions upon deletion of DODAAC • 4-71, *page 56*
Mass or universal cancellation of requisitions • 4-72, *page 56*
Processing mass or universal cancellation requests • 4-73, *page 58*
Disposition of suspended shipments of materiel • 4-74, *page 58*
Cancellation credit allowances • 4-75, *page 59*

Section VII

Procurement Request Instructions, page 59
Requests for depot replenishment procurement • 4-76, *page 59*
Request for direct deliveries from vendors • 4-77, *page 59*
Request for procurement of shelf life Items • 4-78, *page 59*
Pre-positioned materiel receipts • 4-79, *page 60*

Section VIII

Special Supplier Instructions, page 60
Reconsignments • 4-80, *page 60*
Suspended cargo • 4-81, *page 60*
Shipment of creditable or noncreditable returns and transfers • 4-82, *page 60*
Return of discrepant FMS materiel • 4-83, *page 60*
Storage activity (SA) response decision tables • 4-84, *page 60*

Chapter 5

Receipt, Adjustment, and Accounting Procedures, *page 69*

Section I

General Instructions, page 69
Objective • 5-1, *page 69*

Contents—Continued

Applicability of MILSTRAP procedures • 5-2, page 69
Communications • 5-3, page 69

Section II

Inventory Accounting, page 70
General • 5-4, page 70
Inventory segmentation codes • 5-5, page 70
Ownership and purpose codes • 5-6, page 70
Changes between ownership and purpose codes • 5-7, page 70
Ownership and purpose code gains and losses • 5-8, page 70
Condition codes • 5-9, page 70
Location codes • 5-10, page 71
Inventory transaction Coding • 5-11, page 71
Ancillary codes • 5-12, page 71

Section III

Processing Receipt and Due-In Transactions, page 71
General • 5-13, page 71
Materiel receipt processing time standards • 5-14, page 71
Control of receipts • 5-15, page 72
Document Identification, formats, and codes • 5-16, page 72
Transmittal of documentation • 5-17, page 72
Consignment documentation • 5-18, page 72
Categories of materiel receipts • 5-19, page 72
Establishing receipt due-in records • 5-20, page 73
Pre-positioned materiel receipts • 5-21, page 73
Materiel receipts • 5-22, page 73
Materiel receipt follow-ups • 5-23, page 74
Reply to materiel receipt follow-ups • 5-24, page 74
Receipt transaction reject • 5-25, page 74
Materiel receipt acknowledgement document(MRAD) (DIC D6S)
• 5-26, page 74
Special instructions • 5-27, page 74
Product quality deficiency report (QDR) • 5-28, page 75
Submitting reports of discrepant/deficient receipts • 5-29, page 76
General provisions for processing discrepant/deficient materiel
receipts to the ICP • 5-30, page 76
Receipt reporting for discrepant shipments from procurement
Instrument sources • 5-31, page 77
Receipt reporting for discrepant shipments from other than
procurement Instrument sources • 5-32, page 78
Resolution of reported receipt discrepancies • 5-33, page 79
Loan transactions • 5-34, page 79

Section IV

*Issue, Back Order, Demand Data, and SMCA Freeze Unfreeze
Transactions, page 79*
General • 5-35, page 79
Document formats • 5-36, page 79
Issue transactions • 5-37, page 79
Issue transactions, single manager for conventional ammunition
• 5-38, page 79
Single managed conventional ammunition(SMCA) freeze/unfreeze
actions • 5-39, page 79
Demand transactions • 5-40, page 80
Back order transactions • 5-41, page 80

Section V

Materiel Adjustment Transactions, page 80
General • 5-42, page 80
Materiel adjustment • 5-43, page 80
Changes In condition of materiel • 5-44, page 80
Condition changes for items under repair • 5-45, page 81
Condition changes for items being turned in to property disposal
activities • 5-46, page 81
Reidentification of stock, stock number changes, and unit of issue
changes • 5-47, page 82
Purpose transfers • 5-48, page 82

Physical inventory adjustment processing • 5-49, page 82
Processing quantitative accounting error adjustments • 5-50,
page 82
Offsetting adjustments • 5-51, page 83
Processing project or distribution code changes • 5-52, page 83
Materiel consumed during sampling tests • 5-53, page 83
Adjustment transaction reject • 5-54, page 83
Other inventory losses • 5-55, page 83
Miscellaneous adjustment actions • 5-56, page 83
Accountability for materiel being cannibalized • 5-57, page 83

Section VI

Processing Financial Adjustment Transactions, page 84
General • 5-58, page 84
Documentation • 5-59, page 84
Processing financial adjustments • 5-60, page 84

Section VII

Logistical Reassignments, page 84
General • 5-61, page 84
Periods of LR • 5-62, page 84
Transfer of data • 5-63, page 84
Documentation • 5-64, page 85
Policy on LRs • 5-64.1, page 85
LR requirements • 5-65, page 85
Pre-ETD actions • 5-66, page 85
ETD actions • 5-67, page 86
GIM post-ETD actions • 5-68, page 87
LIM post-ETD actions • 5-69, page 87
Receipt processing after ETD • 5-70, page 87
Discrepant receipts • 5-71, page 88
Followup for asset data • 5-72, page 88
Reply to follow-up for asset data • 5-73, page 88
Follow-up for due-in data • 5-74, page 88
Reply to follow-up for due-in data • 5-75, page 88
Service/Agency due-in reconciliation • 5-76, page 89

Section VIII

Physical Inventory Transactions, page 89
General • 5-77, page 89
Special Inventories • 5-78, page 89
Requesting and reporting recounts • 5-79, page 90
Adjustments • 5-80, page 90
Location record audit • 5-81, page 90
Storage Item data changes • 5-82, page 90

Section IX

Stock Status Reporting, page 90
General • 5-83, page 90
Transaction detail status reporting • 5-84, page 90
Asset balance status reporting • 5-85, page 91

Section X

*Transfer of Repairable Items From Storage to Maintenance
Activities for Repair and Return, page 91*
General • 5-86, page 91
Transfers from storage to maintenance activity • 5-87, page 91
Transfers from maintenance to storage activity • 5-88, page 91
Serial numbers • 5-89, page 91
Adjustment of accountable and inventory control records • 5-90,
page 91
Transfer of repairable Items to other repair activities • 5-91,
page 91

Section XI

*Processing Shipments to and From a Contractor Repair Facility,
page 91*
General • 5-92, page 91
Accountability • 5-93, page 91

Contents—Continued

Shipments from a storage activity • 5–94, *page 91*
Shipments from a user installation • 5–95, *page 92*
Direct delivery to user from contractor repair facility • 5–96,
page 92

Section XII

Assembly and Disassembly Operations, page 92
General • 5–97, *page 92*
Document Identification, formats, and codes • 5–98, *page 92*
Accountability for assembly components and assemblages • 5–99,
page 92
Assembly, disassembly, or component change schedules • 5–100,
page 93
Release of assembly or component change orders • 5–101,
page 93
Entries for assembly, disassembly, or component change order
document • 5–102, *page 93*
Assembly order control numbers (AOCN) • 5–103, *page 94*
Identifying assemblages by AOCN In storage • 5–104, *page 94*
Initial input and output documentation • 5–105, *page 94*
Document content of assembly, disassembly, or component change
orders • 5–106, *page 95*
Transmission of orders • 5–107, *page 95*
Preliminary control of orders by assembly depot • 5–108, *page 95*
Processing assembly, disassembly, or component change order
documents by assembly depots • 5–109, *page 95*
Exchange of components • 5–110, *page 95*
Identifying shortage reports from assembly or disassembly
operations • 5–111, *page 96*
Deteriorating component Items • 5–112, *page 96*
Canceling orders • 5–113, *page 96*
Selected Item Management System—Expanded (SIMS–X) • 5–114,
page 96

Chapter 6

Logistic Support Activity/ Logistic Intelligence File (LIF)/ Central Demand Data Base (CDDB), *page 97*

Section I

General, page 97
Factors affecting logistics operations • 6–1, *page 97*
Purpose of LIF • 6–2, *page 98*
Central Demand Data Base (CDDB) • 6–3, *page 98*
Purpose of CDDB • 6–4, *page 98*
Documentation • 6–5, *page 98*
Responsibilities • 6–6, *page 98*

Section II

Supply and Transportation Action Status, page 99
Scope • 6–7, *page 99*
Requisition status • 6–8, *page 99*
Customer Inquiry system • 6–9, *page 99*
Movement status Information • 6–10, *page 99*
Preparation and transmission of shipment and lift LOGSA
Information • 6–11, *page 99*

Section III

Special Capabilities, page 99
Reconstitution of requisitions for materiel lost or damaged • 6–12,
page 99
Diversions • 6–13, *page 100*
Frustrated cargo • 6–14, *page 100*
Tracers • 6–15, *page 100*
Control cases • 6–16, *page 100*
Special analysis • 6–17, *page 100*

Chapter 7

Materiel Returns Program (MRP), *page 100*

Section I

General, page 100
General • 7–1, *page 100*
Use of excess materiel • 7–2, *page 100*
Reporting criteria • 7–3, *page 100*
AIMI Items • 7–4, *page 101*
Reporting of noncataloged and nonstandard commercial items
• 7–5, *page 101*
Reporting of excess automatic data processing equipment (ADPE)
• 7–6, *page 102*
Reporting of part-numbered items to DAAS (DIC FTG) • 7–7,
page 102
Exception data • 7–8, *page 102*
Materiel return credit • 7–9, *page 102*
Shipment of excess materiel • 7–10, *page 102*
Transfer of property to DRMO • 7–11, *page 102*

Section II

Preparation and Processing of Excess Documents, page 102
Preparation of excess reports (DIC FTE/FTF/FTG) • 7–12,
page 102
Processing excess reports (DIC FTR) • 7–13, *page 103*
ATCOM processing of DLA/GSA DIC FTR documents. • 7–14,
page 104
Reply to excess report (DIC FTR) • 7–15, *page 104*
Automatic Return Notification (DIC FTA) • 7–16, *page 104*
Delay Status (DIC FTD) • 7–17, *page 105*
Shipment status (DIC FTM) • 7–18, *page 105*
Materiel returns supply status (DIC FTL) • 7–19, *page 105*
Followup by the reporting or holding activity (DIC FTF) • 7–20,
page 105
Followup for ICP materiel receipt status(DIC FTT) • 7–21,
page 105
Followup for credit (DIC FTP) • 7–22, *page 105*
Followup by the ICP (DIC FT6) • 7–23, *page 106*
Materiel receipt follow-up (ICP to receiving activity) • 7–23.1,
page 106
Cancellation of excess reports (DIC FTC and FTZ) • 7–24,
page 106
Materiel receipt status (DIC FTZ) • 7–25, *page 106*
Defense Integrated Data System (DIDS) and Defense Automatic
Addressing System (DAAS) source of supply file changes
• 7–26, *page 107*

Section III

*Defense Automatic Addressing System(DAAS) and Financial
Processing, page 107*
Defense Automatic Addressing System (DAAS) • 7–27, *page 107*
Finances • 7–28, *page 107*

Section IV

GSA Stocked Items, page 107
Criteria for reporting • 7–29, *page 107*
Allowable credit • 7–30, *page 108*
Serviceable materiel • 7–31, *page 108*
Unserviceable or incomplete materiel • 7–32, *page 108*
Offers of materiel to GSA • 7–33, *page 108*
Notice to reporting activity • 7–34, *page 108*

Section V

*Reporting and Return of Excess Materiel to the DLA Distribution
System, page 108*
Reporting criteria • 7–35, *page 108*
Shipment • 7–36, *page 108*
Customer reporting of materiel other than new and unused • 7–37,
page 108

Contents—Continued

Customer reporting of shelf life items • 7–38, *page 108*
Report of customer excess materiel cancellation • 7–39, *page 108*
Planned returns • 7–40, *page 108*
Alert or emergency requirements • 7–41, *page 108*
Limitations on returns • 7–42, *page 108*
Credit allowance on returns • 7–43, *page 108*
Special Instructions on the return of Defense Personnel Support Center (DPSC) clothing and textiles materiel • 7–44, *page 109*
Special instructions on the return of Defense General Supply Center (DGSC) materiel, photographic supplies, FSC 6750 • 7–45, *page 109*
Special instruction on return of DGSC materiel, packaged petroleum products and chemicals in FSGs 6800 and 9100, and empty compressed gas cylinders in FSC 8120 • 7–46, *page 109*

Chapter 8

Disposal Transactions, *page 110*

Section I

Processing Materiel to Disposal, page 110
Responsibilities for disposal • 8–1, *page 110*
Demilitarization • 8–2, *page 110*
Classified materiel • 8–3, *page 110*
Processing materiel to disposal • 8–4, *page 110*
Directing materiel to disposal.(DIC A5J) • 8–5, *page 110*
The disposal release confirmation (DRC)(DIC ARJ, ARK, ARL) • 8–6, *page 111*
The disposal release follow-up document(DIC AFJ) • 8–7, *page 111*
Shipment status (DIC AS3) to the Defense Reutilization and Marketing Service (DRMS) • 8–8, *page 111*
Disposal release denials (DRD)(DIC A6J) • 8–9, *page 111*
Disposal release cancellations (DIC ACJ) • 8–10, *page 111*
Disposal release cancellation follow-up document (DIC AKJ) • 8–11, *page 111*

Section II

Intransit Control of Shipments to Disposal Activities, page 111
General • 8–12, *page 111*
Defense Reutilization and Marketing Office • 8–13, *page 112*
Defense Reutilization and Marketing Service • 8–14, *page 112*
Disposal shipment/receipt confirmation follow-up (DIC AFX or AFZ) procedures are as follows: • 8–15, *page 113*
Quarterly Intransit to DRMO Report (RCS DD–P&L(Q) 1787) • 8–15.1, *page 113*

Section III

DRMS/DRMO Processing of Requisitions For DOD Excess Personal Property From Disposal, page 114
Army screening for DRMS assets • 8–16, *page 114*
DRMS processing of requisitions received for DOD excess personal property • 8–17, *page 114*
DRMO processing of requisitions/materiel release orders received for DOD excess personal property • 8–18, *page 114*

Chapter 9

DOD Activity Address Directory (DODAAD) and DOD Activity Address Code to Unit Identification Code (DODAAC/UIC)Procedures, *page 116*

Section I

General, page 116
Scope • 9–1, *page 116*
General • 9–2, *page 116*
Policy • 9–3, *page 117*

Section II

Responsibilities, page 118

Major commands and separate reporting activities • 9–4, *page 118*
Headquarters, Army Materiel Command (AMC) • 9–5, *page 118*
Army Central Service Point (ACSP) • 9–6, *page 118*
Army Network Station (ANS) • 9–7, *page 118*
Defense Automatic Addressing System Office(DAASO) • 9–8, *page 119*
Logistics Programs Support Activity (LPSA) • 9–9, *page 119*
U.S. Army Command, Control, and Support Agency (USACCSA) • 9–10, *page 119*
DODAAC coordinator • 9–11, *page 119*

Section III

DODAAC Additions, Changes, and Deletions, page 119
Assignment of DODAACs for Army units/activities • 9–12, *page 119*
DODAAC changes and deletions • 9–13, *page 120*

Section IV

Special Procedures, page 120
DODAACs for foreign governments and foreign commercial activities • 9–14, *page 120*
Contractor DODAACs • 9–15, *page 120*
Mobilization DODAAC procedures • 9–16, *page 120*
COHORT DODAAC/UIC transaction processing • 9–17, *page 121*
DODAACs for deployment exercises (DEPEX) • 9–18, *page 121*
DODAAC transactions for deployment • 9–19, *page 121*
DSS/ALOC coding • 9–20, *page 121*
Military Assistance Program Address Directory (MAPAD)/Military Assistance Program Address Code (MAPAC) • 9–21, *page 121*

Section V

Army Network Stations (ANSs), page 121
Designated ANSs • 9–22, *page 121*

Chapter 10

Installation Closure Procedures, *page 125*

General • 10–1, *page 125*
Exclusions • 10–2, *page 125*
Installation closing procedures • 10–3, *page 125*
ICP/IMM procedures • 10–4, *page 126*

Chapter 11

Security Assistance Instructions, *page 126*

Section I

General, page 126
Security assistance requisitions • 11–1, *page 126*
Billing • 11–2, *page 126*
Redistributable MAP property • 11–3, *page 126*
Shipment of classified and sensitive materiel • 11–4, *page 126*
Special markings for security assistance shipments • 11–5, *page 126*
Concurrent (initial) spare parts • 11–6, *page 126*
Delivery notification of electronic equipment • 11–7, *page 126*
CONUS Army supply source processing of security assistance requirements • 11–8, *page 126*

Section II

U.S. Army Security Affairs Command(USASAC), page 126
General responsibilities of USASAC • 11–9, *page 126*
Required availability date (RAD) • 11–10, *page 127*
Supply or shipment status procedures • 11–11, *page 127*
Status upon requisition Initiation or submission • 11–12, *page 127*
Cancellation and rejection status • 11–13, *page 127*
Followup and status responses • 11–14, *page 127*
Modification of country FMS offer/release option code or freight forwarder code • 11–15, *page 128*
Basic Issue Item (BII) shortages • 11–16, *page 128*
Tool and shop sets and kits shortages • 11–17, *page 128*

Contents—Continued

Diversion of security assistance shipments • 11–18, *page 128*
Movement control responsibilities • 11–19, *page 128*
Transportation documents • 11–20, *page 128*

Section III

Validation of Materiel Obligations, page 128
General • 11–21, *page 128*
Materiel obligations • 11–22, *page 129*
Validation schedule • 11–23, *page 129*
Supply source materiel obligation validation (MOV) requests
• 11–24, *page 129*
Acknowledgement of validation requests • 11–25, *page 129*
Materiel obligation validation by USASAC • 11–26, *page 129*
MAAG and mission acknowledgement of the validation request
• 11–27, *page 129*
MAAG or mission requirements validation • 11–28, *page 129*
USASAC response to supply source MOV requests • 11–29,
page 129
USASAC cancellation of materiel obligations • 11–30, *page 129*

Section IV

Grant Aid, page 130
Special MAP Grant Aid procedures • 11–31, *page 130*
Military Assistance Program (MAP) Grant Aid documents using
DD Form 1348–1 • 11–32, *page 130*
Military Assistance Program (MAP) Grant Aid documents using
DD Form 1348–1Automated • 11–33, *page 130*

Section V

Foreign Military Sales (FMS), page 130
FMS requisitions • 11–34, *page 130*
Cooperative logistics supply support arrangement (CLSSA)
agreements • 11–35, *page 130*
Offer and release procedures • 11–36, *page 131*
Country FMS offer or release option codes • 11–37, *page 131*
Shipment release criteria • 11–38, *page 131*
Release of FMS shipments • 11–39, *page 132*
Notice of availability (NOA) • 11–40, *page 132*
Consolidation and marking of FMS and MAP Grant Aid shipments
• 11–41, *page 133*
Designation of shipment addresses for FMS • 11–42, *page 133*
FMS shipment of classified items • 11–43, *page 134*
FMS shipments of hazardous, sensitive, perishable, and overweight
cargo • 11–44, *page 134*
FMS documents using DD Form 1348–1 and DD Form
1348–1Automated (IRRD) • 11–45, *page 134*
FMS documents using the DD Form 1348–1Automated (IRRD)
• 11–46, *page 134*
Return of discrepant FMS materiel using DD Form 1348–1
• 11–47, *page 134*
Return of discrepant FMS materiel using DD Form
1348–1Automated (IRRD) • 11–48, *page 134*

Section VI

IL Requisition Cancellation and Suspension Procedures, page 135
Requisition cancellations • 11–49, *page 135*
Mass and universal cancellations • 11–50, *page 135*
Suspensions of International Logistics Program (ILP) Shipments
• 11–51, *page 135*

Section VII

*Military Assistance Program Address Directory (DOD 4000.
25–8–M (MAPAD)), page 135*
General • 11–52, *page 135*
Use of the MAPAD • 11–53, *page 135*
MAPAD additions, deletions, and changes • 11–54, *page 135*
Format, distribution, and use of security assistance address file
• 11–55, *page 136*

Maintenance of the security assistance address file • 11–56,
page 136
Security assistance address file distribution list • 11–57, *page 136*

Chapter 12

Pre-positioned Requisitions In Support of Operations Plans and Mobilization Station/Training Base Installation Requirements, page 139

Section I

General, page 139
General • 12–1, *page 139*

Section II

*Pre-positioned Requisitions for Operations Plans (OPLANS),
page 139*
Policy • 12–2, *page 139*
Responsibilities for management of pre-positioned requisitions
• 12–3, *page 140*
Pre-positioned requisition preparation • 12–4, *page 140*
Army NICP/SICC validation and maintenance of prepositioned
requisitions • 12–5, *page 140*
Logistical transfer of pre-positioned requisitions • 12–6, *page 140*
Army NICP/SICC release processing of prepositioned requisitions
• 12–7, *page 141*
Pre-positioned requisition procedures for ammunition basic load
(AOL) • 12–8, *page 141*
DIC BE9 procedures. • 12–9, *page 141*

Section III

*Pre-positioned Requisitions for Mobilization Station/ Training Base
Installation Requirements, page 141*
General • 12–10, *page 141*
Policy • 12–11, *page 141*
Responsibilities • 12–12, *page 141*
Pre-positioned requisition requirements • 12–13, *page 142*
Pre-positioned requisition preparation and submission instructions
• 12–14, *page 142*
SIMA pre-positioned requisition processing • 12–15, *page 142*
Army NICP/SICC pre-positioned requisition maintenance and
validation • 12–16, *page 142*
Army NICP/SICC release of pre-positioned requisitions • 12–17,
page 142
MOB station/training base Installation establishment of
pre-positioned requisition due-in • 12–18, *page 142*

Chapter 13

Supply and Transportation Evaluation, page 143

Section I

General, page 143
Concept • 13–1, *page 143*
MILSTEP procedures • 13–2, *page 143*
Source documents • 13–3, *page 143*
Intransit data collection system • 13–4, *page 143*
Responsibilities for MILSTEP • 13–5, *page 143*
Data quality control • 13–6, *page 145*
Frequency of reports preparation • 13–7, *page 145*

Section II

*Documentation and Reporting Instructions Military Supply and
Transportation Evaluation Procedures (MILSTEP), page 145*
Required reports • 13–8, *page 145*
Schedule of MILSTEP report and submission • 13–9, *page 145*
Pipeline performance analysis reports, formats 1A and 1B • 13–10,
page 145
Format 1A—Requisition submission and ICP and depot processing
time by percent of lines shipped • 13–11, *page 146*

Contents—Continued

Format 1B (CONUS)—Transportation and total pipeline time by percent of line items delivered • 13–12, *page 146*
Format 1B(overseas)—Transportation and total pipeline time by percent of line items delivered • 13–13, *page 146*
Supply availability and workload analysis report—format 2 • 13–14, *page 146*
Response rate analysis reports, formats 3 and 3A • 13–15, *page 147*
Format 4—Point to point carrier/mode analysis report • 13–16, *page 147*
WIMM Item report • 13–17, *page 147*
MAC analysis report • 13–18, *page 148*
MILSTEPID error report • 13–19, *page 148*

Chapter 14

Defense Automatic Addressing System (DAAS), *page 186*

Section I

General, page 186

General • 14–1, *page 186*

Concept • 14–2, *page 186*

Policy on DAAS use • 14–3, *page 186*

Section II

Responsibilities, page 187

Defense Communications Agency • 14–4, *page 187*

Defense Logistics Agency • 14–5, *page 187*

Defense Automatic Addressing System Center(DAASC) • 14–6, *page 187*

Headquarters, Department of the Army • 14–7, *page 187*

CG, U.S. Army Materiel Command (AMC) • 14–8, *page 187*

Commanders of Army activities • 14–9, *page 187*

Section III

Subscriber Procedures, page 187

General • 14–10, *page 187*

Batching documents • 14–11, *page 187*

Preparing messages • 14–12, *page 187*

Rejected documents • 14–13, *page 188*

Tracing messages • 14–14, *page 188*

Section IV

DAAS Procedures, page 189

Actions prior to processing • 14–15, *page 189*

Processing of documents • 14–16, *page 189*

DAAS response to MOV requests • 14–16–1, *page 191*

DAAS processing of requisitions for DOD excess personal property from disposal • 14–17, *page 191*

DAAS processing of GFM transactions • 14–18, *page 191*

NSN validation and source edit of excess reject (DIC FTR) documents • 14–19, *page 191*

Conversion of PN requisitions to NSN requisitions • 14–20, *page 192*

DAAS processing of logistics asset support estimate (LASE) transactions (DIC DTA and DTD) • 14–21, *page 192*

Section V

Other Services, page 192

General • 14–22, *page 192*

MILSTRIP routing identifier code (RIC)File • 14–23, *page 193*

MILSTRIP shipment status correlation file • 14–24, *page 193*

Processing of MRAs by DAAS • 14–25, *page 193*

Military Assistance Program Addresses File (MAPAF) • 14–26, *page 193*

Item source of supply interrogations • 14–27, *page 193*

Activity address interrogations • 14–28, *page 193*

Processing of mass and universal cancellation documents • 14–29, *page 193*

Chapter 15

Logistics Asset Support Estimate, *page 196*

Section I

General, page 196

General • 15–1, *page 196*

Objectives of the program • 15–2, *page 196*

Section II

Submitting ASRs, page 197

Logistics data • 15–3, *page 197*

Sending ASRs • 15–4, *page 197*

Identification of replies • 15–5, *page 197*

ASR follow-up • 15–6, *page 197*

DAAS processing • 15–7, *page 197*

ASR that cannot be processed • 15–8, *page 197*

Section III

Replying to ASRs, page 197

Time frame and contents of ASR replies • 15–9, *page 197*

Receipt and transmission of ASRs • 15–10, *page 197*

Records of ASRs and replies • 15–11, *page 197*

Return of ASRs • 15–12, *page 198*

AMC MRCs processing of DIC DTD follow-ups • 15–13, *page 198*

Chapter 16

Control of Access to DOD Materiel Inventories Required by Defense Contracts, *page 199*

General • 16–1, *page 199*

Applicability • 16–2, *page 199*

Policy • 16–3, *page 199*

Establishment of a management control activity (MCA) • 16–4, *page 199*

Preparation of GFM requisitions and related transactions • 16–5, *page 200*

Submission of GFM requisitions and related transactions • 16–6, *page 200*

MCA processing of GFM requisitions and related transactions • 16–7, *page 200*

Supply source processing of GFM requisitions and related transactions • 16–8, *page 201*

DAAS processing of Army GFM transactions • 16–9, *page 202*

MCA files and reports • 16–10, *page 202*

Appendixes

A. References, *page 205*

B. Requisitioning, Receipt, and Issue System Forms, *page 208*

C. Codes, *page 238*

D. Supply Correspondence Formats, *page 321*

E. MILSTRIP and MILSTRAP Document Entries, *page 333*

F. Use of Decision Tables, *page 526*

G. Form/Code/Transaction Cross Reference, *page 527*

Table List

Table 2–5: PDs for Use Under Special Circumstances, *page 10*

Table 2–6: Determination of SDD for each PD, *page 11*

Table 2–8: Communication of Precedence Assignments for All Issue Documents Citing PDs, *page 13*

Contents—Continued

- Table 2-1: Maximum Oversee Order and Shipping Time Allowances for Troop Support and ILP Requisitions (note 1), *page 14*
- Table 2-2: Maximum Order and Shipping Time Domestic Requisitions (including Canada) and Oversea Intratheater Fill (note 1), *page 15*
- Table 2-3: Priority Designator Table (Relating UNDs to FADs), *page 15*
- Table 2-4: Urgency of Need Designators (UNDs), *page 16*
- Table 2-7: DSS/ALOC Order Ship Time Objectives, *page 16*
- Table 3-2: Identification Codes/Reference Data for Part-numbered Request Items, *page 21*
- Table 3-1: DD Form 1348M Requisition Data Block Entries, *page 33*
- Table 4-1: Requisition and Related Transaction Validity Edit Table, *page 61*
- Table 4-2: MOV Cyclic Schedule U.S.Forces—International Logistics, *page 62*
- Table 4-3: Report of Validation of Materiel Obligations, *page 63*
- Table 4-4: Storage Activity Distribution of DD Form 1348-1 for Materiel Release Orders, *page 63*
- Table 4-5: Storage Activity Distribution of DD Form 1345-1Automated (IRRD) and Automated Packing List (APL) for Materiel Release Orders, *page 64*
- Table 4-6: Storage Activity Distribution of DD Form 1348-1 or DD Form 1348-1 Automated for Loans to United Kingdom, Canada, and Australia, *page 64*
- Table 4-7: Document Control File (DCF) Data, *page 64*
- Table 4-8: Materiel Release Order History and Status File Data, *page 65*
- Table 4-9: Supply and Shipment Status Distribution, *page 65*
- Table 4-10: Mass Cancellation Focal Points, *page 66*
- Table 4-11: Storage Activity Response to Supply Source Materiel Release Order (DIC A5), *page 67*
- Table 4-12: Storage Activity Response to Supply Source Follow-up (DIC AF6 and AFJ), *page 67*
- Table 4-13: Storage Activity Response to Supply Source Request for Cancellation (DIC AC6) and Follow-up on Request for Cancellation (DIC AK6), *page 68*
- Table 4-14: Storage Activity Response to Supply Source Document Modifier (DIC AM_), *page 68*
- Table 5-1: Time Frames for Processing Receipts from Tailgate Off-loading, *page 72*
- Table 5-2: Quality Deficiency Report Control Points, *page 76*
- Table 5-3: Alpha Characters In RP 54 for Assembly/Disassembly/Change Order Document Counts, *page 94*
- Table 5-4: Receipt Reporting from Assembly/Disassembly/Component Changes, *page 95*
- Table 8-1: DRMS Suspense File, *page 114*
- Table 8-2: DRMS Actions Resulting from IDMS Receipt from DRMO, *page 115*
- Table 8-3: Distribution of DD Form 1348-1 or DD Form 1348-1Automated (IRRD) for Shipments to DRMOs, *page 115*
- Table 9-1: Display of Address for Requesting DODAAC Assignment, *page 119*
- Table 11-4: Country FMS Offer or Release Option Code, *page 131*
- Table 11-5: Distribution of DD Form 1348-5 (NOA), *page 132*
- Table 11-1: Security Assistance Requisitions, *page 137*
- Table 11-2: Distribution of DD Form 1348-1 for MAP Grant Aid Shipments, *page 138*
- Table 11-3: Distribution of DD Form 1348-1Automated (IRRD) and Automated Packing List (APL) for MAP/Grant Aid Shipments, *page 139*
- Table 11-6: Distribution of DD Form 1348-1 for FMS Shipments, *page 139*
- Table 11-7: Distribution of DD Form 1348-1Automated (IRRD) and Automated Packing List (APL) for FMS Shipments, *page 139*
- Table 12-1: Annual Submission Timeframes for MOB Station/Training Base Installation Pre-Positioned Requisitions, *page 143*
- Table 13-1: Schedule of Reports (Prepared by CPPs), *page 148*
- Table 13-2: Pipeline Performance Analysis, Format 1A, *page 149*
- Table 13-3: Format 1B—CONUS Pipeline Performance Analysis, *page 150*
- Table 13-4: Pipeline Performance Analysis, Format 1B—CONUS Hold Code D HI—PRI Diverted Shipments Supplemental, *page 151*
- Table 13-5: Format 1B—Narrative Reports for High Priority Shipments Successfully Challenged By Shipper, *page 151*
- Table 13-6: Pipeline Performance Report, Format 1B(Overseas), *page 151*
- Table 13-7: Format 2—Narrative Supply Availability and Workload Analysis Reports for WIMM Items, *page 153*
- Table 13-8: Supply Availability and Workload Analysis, Format 2, *page 154*
- Table 13-9: Major Budget Segment Codes*, *page 155*
- Table 14-3: Format for ATCOM (RIC A35) Submission of SOS Changes to DAAS for Selected GSA/DLA Items, *page 190*
- Table 14-1: General Routing and Passing Rules, *page 194*
- Table 14-2: DD Form 1392 (Data Messageform) Entries, *page 195*
- Table 14-4: DAAS Tape and Document Formats for Item SOS Interrogations, *page 195*
- Table 15-1: Activities Authorized to Submit Asset Support Requests, *page 198*
- Table 15-2: Request Codes (Asset Support Requests), *page 199*
- Table 16-1: Management Control Activity (MCA)Validation Process of GFM Transactions, *page 202*
- Table 16-2: Preparation of Government Furnished Materiel (GFM) Status Report RCS DD—M(SA) 1575, DD Form 2543(fig. 16-1), *page 203*
- Table B-11: AMC AODs Use of Colored DD Form 1348-1A, *page 210*
- Table B-1: DD Form 1348-1 for Issues from Supply Systems Stock/Defense Reutilization and Marketing Office(DRMO)/Requisitions for Local Issue from DRMO, *page 211*
- Table B-2: DD Form 1348-1 for Returns to Stock and Transfers (Excluding Transfers to Disposal), *page 212*
- Table B-3: DD Form 1348-1 for Transfers to Defense Routilization and Marketing Office (DRMO), *page 213*
- Table B-4: DD Form 1346-1 for Return of Discrepant FMS Materiel, *page 215*
- Table B-5: DD Form 1348-1 Automated for Issues from Supply Systems Stocks/Defense Reutilization and Marketing Office (DRMO)/Requisitions for Local Issue from DRMO, *page 216*
- Table B-6: DD Form 1348-1Automated for Returns to Stock and Transfers (Excluding Transfers to Disposal), *page 218*
- Table B-7: DD Form 1348-1 Automated for Transfers to Defense Reutilization and Marketing Office (DRMOs), *page 218*
- Table B-8: DD Form 1348-1 Automated for Return of Discrepant FMS Materiel, *page 220*
- Table B-9: DD Form 1348-4 Automated Data Elements, Configuration, and Locations, *page 221*
- Table B-10: Automated Packing List (APL), *page 222*
- Table B-12: DD Form 1348-6 Requisition(Manual—Long Form), *page 223*
- Table C-1: Code Blocks Reserved In MILS Systems for Mobilization Exercise Purposes, *page 239*
- Table C-6: M—Series DICs Associated with MAPAD, *page 240*
- Table C-7: T—Series DICs Associated with DODAAD, *page 240*
- Table C-8: T—Series DIC Associated with MILSTAMP, *page 240*
- Table C-13: M&S Code Conversion, *page 241*
- Table C-16: FEDSTRIP Civil Agency Codes, *page 242*
- Table C-18: Assignment of Suffix Codes by Blocks, *page 244*

Contents—Continued

- Table C-22: Coordinators for Service/Agency Assignment of Distribution Codes, *page 245*
- Table C-33-1: Competitive Characteristics Code, *page 248*
- Table C-34: CLPS Codes Entered by USASAG, *page 249*
- Table C-34-1: Date Packed/Expiration Date Indicator Code, *page 249*
- Table C-35: Disposal Authority Code (CC64), *page 250*
- Table C-37: Error Classification Codes (First Position), *page 250*
- Table C-50: IRIS Type of Requirement Codes, *page 251*
- Table C-58: MILSTAMP Mode/Method of Shipment Codes, *page 252*
- Table C-61: Precious Metals Indicator Codes, *page 253*
- Table C-61-1: Review Period Indicator Codes, *page 254*
- Table C-62: Shelf Life Codes, *page 254*
- Table C-63: Application of Condition Code Changes to Shelf Life Items, *page 254*
- Table C-64: Application of Condition Codes to Potency-Dated Medical Materiel, *page 254*
- Table C-65: Shipment Hold Codes, *page 254*
- Table C-66: Subsistence Type of Pack Codes, *page 255*
- Table C-67: Reject Advice Codes (MILSTRAP), *page 255*
- Table C-67-2: Type of Contractor Codes, *page 255*
- Table C-67-3: Type Due-In Indicator, *page 256*
- Table C-67-4: Type Inspection Codes, *page 256*
- Table C-68: Type of Media Codes Entered In RP 60 of DIC DZJ Transactions, *page 256*
- Table C-69: Type Of Physical Inventory/Transaction History codes, *page 256*
- Table C-2: A-series Document Identifier Codes, *page 256*
- Table C-3: B-series Document Identifier Codes, *page 260*
- Table C-4: D-series Document Identifier Codes, *page 267*
- Table C-5: FT-series Document Identifier Codes, *page 274*
- Table C-9: X-series Document Identifier Codes, *page 274*
- Table C-10: Media and Status (M&S) Codes, *page 284*
- Table C-11: Status Codes Stratified by Type of Status, *page 285*
- Table C-12: Status Codes Stratified by Preferred Media of Transmission, *page 286*
- Table C-14: Document Serial Number (rp 40) Codes, *page 286*
- Table C-15: Service Codes
NUMBER OF CHARACTERS: One
TYPE OF CODE: Alpha
EXPLANATION: Accommodate service identity
RECORD POSITIONS- 4,30,31,45,46,67, and/or 74, *page 286*
- Table C-17: Demand Codes, *page 287*
- Table C-19: "A" Series Documents Signal Code Assignment, *page 288*
- Table C-20: Materiel Returns Program (DIC FT Series Documents) Signal Code Assignment, *page 288*
- Table C-21: Nonreimbursable Fund Codes, *page 288*
- Table C-23: Type Requirement Codes (TRC), *page 289*
- Table C-24: Project Code Announcement Information, *page 290*
- Table C-25: Service/Agency MILSTRIP Project Code Contact Points, *page 290*
- Table C-26: OSD and JCS Project Codes, *page 291*
- Table C-27: Interservice and Agency Project Codes, *page 291*
- Table C-27: Interservice and Agency Project Codes—Continued, *page 292*
- Table C-28: Category Assignments of Advice Codes, *page 293*
- Table C-29: Advice Codes, *page 294*
- Table C-30: Category Assignments of Status Codes, *page 296*
- Table C-31: Status Codes, *page 296*
- Table C-32: Asset Status and Transaction Report Codes, *page 302*
- Table C-33: ADPE Identification Codes, *page 302*
- Table C-36: Error Classification Codes (second position), *page 303*
- Table C-38: Supply Condition Codes, *page 304*
- Table C-39: Disposal Condition Codes, *page 305*
- Table C-40: FMS Delivery Term Codes, *page 305*
- Table C-41: FMS Offer Release Option Codes, *page 306*
- Table C-42: ILP Type of Assistance Codes, *page 307*
- Table C-43: Integrated Retrieval Information System(IRIS) Correlation of Materiel Screening Codes and Integrated Disposal Management System (IDMS) Status Codes, *page 307*
- Table C-44: IRIS IDMS Asset Location Codes, *page 308*
- Table C-45: IRIS IDMS Interrogation Return Codes, *page 308*
- Table C-46: IRIS IDMS Status Sequence Codes, *page 308*
- Table C-47: IRIS Interrogation Output Mode/Media Codes, *page 309*
- Table C-48: IRIS Reimbursement Codes, *page 309*
- Table C-49: IRIS Special Handling Codes, *page 309*
- Table C-51: Item Data Correction and Change Codes, *page 309*
- Table C-52: Management Codes for Issue Related Transactions, *page 310*
- Table C-53: Management Codes for Receipt Related Transactions, *page 313*
- Table C-54: Management Codes for Gain/Loss Related Transactions, *page 314*
- Table C-55: Management Codes for Physical Inventory Request/Count Transactions, *page 315*
- Table C-56: Management Codes for Informative Transactions, *page 316*
- Table C-57: Management Codes for Supply Management Document (DIC BKZ), *page 316*
- Table C-59: Ownership Codes, *page 317*
- Table C-60: Purpose Codes, *page 318*
- Table C-67-1: Transportation Bill Code, *page 319*
- Table C-70: DOD Activity Address File Edit Error Codes, *page 320*
- Table E-1: DIC AO_, Requisition, *page 349*
- Table E-2: DIC AO_, Pre-Positioned Requisition for OPLAN, or Mobilization Station/Training Base Installation Requirements, *page 351*
- Table E-3: DIC A02/A0B, Part Number and Non-NSN Requisition (Mechanical), *page 353*
- Table E-4: DIC A2_, Redistribution Order, *page 353*
- Table E-5: DIC A3_, Passing order, *page 355*
- Table E-6: DIC A4_, Referral Order, *page 355*
- Table E-7: DIC A5_, Materiel Release Order (MRO)/DIC AF6, Follow-up, *page 357*
- Table E-8: DIC A5J, Disposal Release Order/DIC AFJ, Follow-up/DIC ACJ, Cancellation/DIC AKJ, Follow-up on Cancellation/DIC AGJ, Reply to Disposal Release Cancellation, *page 358*
- Table E-9: DIC A6_, Materiel Release Order Denial, *page 359*
- Table E-10: DIC A6J, Disposal Release Order Denial, *page 360*
- Table E-11: DIC AB, Direct Delivery Notice, *page 360*
- Table E-12: DIC AC1 /AC2/AC3, Requisitioner Single Line Cancellation, *page 360*
- Table E-13: DIC AC6/AC7/AG6, Supply Source Cancellation (issues From Stock)/Reply to Cancellation Request, *page 361*
- Table E-14: DIC ACM/ACP, ICP Cancellation (ICP to Procurement), *page 361*
- Table E-15: DIC AD1/AD3/ADR, FMS Notice of Availability (NOA) Key Document, *page 362*
- Table E-16: DIC AD2/AD4, FMS Notice of Availability(NOA) Detail Document, *page 362*
- Table E-17: DIC AD5, FMS Notice of Availability (NOA)Reply, *page 363*
- Table E-18: DIC AE_, Supply Status, *page 363*
- Table E-19: DIC AF_/AT_, Follow-up (No Supply Status), *page 364*
- Table E-20: DIC AF_/AT_, Follow-up (Supply Status), *page 364*
- Table E-21: DIC AFT, Request for Shipment Tracing on Registered, Insured, and Certified Parcel Post, *page 365*
- Table E-22: DIC AFX/AFZ, Disposal Shipment Confirmation Follow-up (Shipment Status Received), *page 365*
- Table E-23: DIC AFX/AFZ, Disposal Shipment Confirmation Follow-up (No Shipment Status Received), *page 365*

Contents—Continued

- Table E-24: DIC AK1/AK2/AK3, Follow-up on Single Line Cancellation Requests, *page 366*
- Table E-25: DIC AK6, Supply Source Follow-up on Single Line Cancellation Requests, *page 366*
- Table E-26: DIC AM_, Requisition Modifier, *page 367*
- Table E-27: DIC AMF/AMP, Document Modifier (ICP to Procurement), *page 367*
- Table E-28: DIC AN_, Materiel Obligation Validation Request, *page 368*
- Table E-29: DIC AN9/ANZ, Materiel Obligation Validation Request Control Transaction, *page 368*
- Table E-30: DIC AP_, Materiel Obligation Validation Response, *page 369*
- Table E-30.1: DIC AP8, DAAS MOV Response, *page 369*
- Table E-31: DIC AP9/APX, Receipt Confirmation for Back Order Validation Request, *page 369*
- Table E-32: DIC APR, Materiel Obligation Validation(MOV) Reinstatement Request, *page 369*
- Table E-33: DIC AR0, ARA, ARB, Materiel Release Confirmation and DIC AU0, AUA, AUB, Reply to Cancellation Request—Materiel Release Confirmation, *page 370*
- Table E-34: DIC ARJ, ARK, ARL, Disposal Release Confirmation (DRC)/DIC AEJ, Supply Status, *page 371*
- Table E-35: DIC AS1-5, or ASY AS8, Shipment Status and DIC AU1-5, AU7, or AU8, Reply to Cancellation Request—Shipment Status, *page 371*
- Table E-36: DIC ASZ, Disposal Shipment Confirmation, *page 372*
- Table E-37: DIC AX1, NICP GFM Validation Request, *page 373*
- Table E-38: DIC AX2, MCA GFM Validation Response, *page 373*
- Table E-39: DIC B05, DIC A05 Image
DIC B0E, DIC A0E Image, *page 374*
- Table E-40: DIC B61 & B6A, Duplicate Materiel Release Denial (With Stock Number)
DIC B62 & B6B, Duplicate Materiel Release Denial (With Part Number)
DIC B64 & B6D, Duplicate Materiel Release Denial (With Other)
DIC B65 & B6E, Duplicate Materiel Release Denial (With Exception data)
DIC B67, Duplicate Materiel Release Denial (With Overseas Dependent School System Requirement), *page 374*
- Table E-41: DIC B6Z, Materiel Receipt Image (Other Than Procurement Instrument Source), *page 375*
- Table E-42: DIC B8S, Materiel Receipt Acknowledgement of TPF Program, *page 375*
- Table E-43: DIC B99, Duplicate Materiel Release Order(MRO) Shipment Status, *page 376*
- Table E-44: DIC B9A, Intransit Receipt Confirmation(AMC or DLA Depots)
DIC B9B, Intransit Receipt Confirmation (Other Than AMC, DLA, or GSA Depots), *page 376*
- Table E-45: DIC BA1, TASN-A Shipment Status, *page 376*
- Table E-46: DIC BA2, TASN-A Shipment Status Follow-up, *page 377*
- Table E-47: DIC BA3, TASN-A Receipt, *page 377*
- Table E-48: DIC BA4, TASN-A Receipt Follow-up, *page 378*
- Table E-49: DIC BA5, TASN-A Nonreceipt, *page 378*
- Table E-50: DIC BAC, DODAAC Inquiry Response, *page 379*
- Table E-51: DIC BAD, Document Number Inquiry Response, *page 379*
- Table E-52: DIC BAE, Document Number Inquiry Response, *page 380*
- Table E-53: DIC BAF, Document Number Inquiry, *page 380*
- Table E-54: DIC BAH, Demand Report Transaction, *page 380*
- Table E-54-1: DIC BAI, Retrograde Surface Intransit Data, *page 381*
- Table E-55: DIC BAK, Document Number Inquiry Response, *page 381*
- Table E-56: DIC BAL, Document Number Inquiry Response(Shipment status), *page 381*
- Table E-57: DIC BAL, Document Number Inquiry Response(Not on LIF), *page 382*
- Table E-58: DIC BAL, Document Number Inquiry Response(On LIF—No Status), *page 382*
- Table E-59: DIC BAM, Document Number Inquiry Response(MRO Date Only), *page 382*
- Table E-60: DIC BAO, Shipment Status Inquiry to LCA from SARSS-1, *page 382*
- Table E-61: DIC BAP, RICC 02 Requisition Supply Status, *page 383*
- Table E-62: DIC BAQ, RICC 02 Requisition Shipment Status, *page 383*
- Table E-63: DIC BAS, TCN Inquiry Response, *page 383*
- Table E-64: DIC BAT, TCN Inquiry, *page 384*
- Table E-65: DIC BAU, Customer Request for DODAAC Pull, *page 384*
- Table E-66: DIC BAX, Objective Supply System (OSS) Consolidation, *page 384*
- Table E-67: DIC BAY, Unit Materiel Fielding Point(UMFP) Receipt Document, *page 384*
- Table E-68: DIC BAZ, Unit Materiel Fielding Point(UMFP) Shipment Document, *page 385*
- Table E-69: DIC BB4, Header for Report of Strategic and Critical Materiel, *page 385*
- Table E-70: DIC BB5, First Input Record for Report of Strategic and Critical Materiel, *page 386*
- Table E-71: DIC BB6, Second Input Record for Report of Strategic and Critical Materiel, *page 386*
- Table E-72: DIC BB9, Mobilization DODAAC/UIC File Data, *page 387*
- Table E-73: DIC BBC, Consolidated Shipment Status, *page 387*
- Table E-74: DIC BBD, Depot Challenge to Packaging Data, *page 387*
- Table E-75: DIC BBE, Reply to Depot Challenge to Packaging Data, *page 388*
- Table E-75-1: DIC BBG, Materiel Release Order Receipt Acknowledgement—Test, *page 388*
- Table E-76: DIC BBJ, Maintenance Stabilized Rates Program Financial Planning Data Format A (Maintenance Rates), *page 389*
- Table E-77: DIC BBJ, Maintenance Stabilized Rates Program Financial Planning Data Format B (Maintenance General Data), *page 389*
- Table E-78: DIC BBJ, Maintenance Stabilized Rates Program Financial Planning Data Format C (Maintenance Cost Data), *page 389*
- Table E-79: DIC BBJ, Maintenance Stabilized Rates Program Financial Planning Data Format D (Maintenance Detail Man-hour Data), *page 390*
- Table E-80: DIC BBJ, Maintenance Stabilized Rates Program Financial Planning Data Format E (Maintenance Narrative), *page 390*
- Table E-81: DIC BBK, Supply Stabilized Rates Program Financial Planning Data Format A (Supply Rates), *page 390*
- Table E-82: Supply Stabilized Rates Program Financial Planning Data Format B (Supply Narrative) (DIC BBK), *page 390*
- Table E-83: DIC BBK, Supply Stabilized Rates Program Financial Planning Data Format C (Supply Cost Date), *page 391*
- Table E-84: DIC BBK, Supply Stabilized Rates Program Financial Planning Data Format D (Supply Detail Man-hour Data), *page 391*
- Table E-85: DIC BBT, Preplanned Supply Movement Requirement Data (NICP), *page 391*
- Table E-86: DIC BBU, Preplanned Supply Requirements and Capability Data, *page 392*

Contents—Continued

- Table E-87: DIC BBV, Automatic Supply Requirement(Theater War Reserve Level), *page 393*
- Table E-88: DIC BBW, Depot Supply Requirement Data, *page 393*
- Table E-89: DIC BBX, Interchange Requirement Data, End Item or Article, *page 393*
- Table E-90: DIC BBY, Secondary Item Interchange Data, *page 394*
- Table E-91: DIC BCA, Procurement Price Variance List, *page 394*
- Table E-92: DIC BDA, Serial Number Control Transaction for Detector Chemical Cell, *page 394*
- Table E-93: DIC BDB, Serial Number Tracking of Controlled Cryptographic Items, *page 395*
- Table E-94: DIC BDD, Shipment Detail Lift Notice, *page 396*
- Table E-95: DIC BDE, CCISP Multifield Correction Format, *page 396*
- Table E-96: DIC BDF, CCISP Reconciliation or Cyclic Reject Transaction Format, *page 396*
- Table E-97: DIC BE3, CA Supply Status, *page 397*
- Table E-98: DIC BE9, Image of an Activated Pre-Positioned Requisition, *page 397*
- Table E-99: DIC BEA, Ammunition Shipment Carrier Code, *page 397*
- Table E-100: DIC BEE, Retrograde Processing Point(RPP) TCN Cross Reference Notice, *page 398*
- Table E-101: DIC BEF, Retrograde Break Bulk Point(RBBP) Receipt/Shipment Notice, *page 398*
- Table E-102: DIC BEH, Ammunition Shipment TCN, *page 398*
- Table E-102.1: DIC BEI, Retrograde Depot Receipt, *page 399*
- Table E-103: DIC BEK, MRC Part Number Status, *page 399*
- Table E-104: DIC BEN, SAILS Reconciliation DODAAC Transaction, *page 399*
- Table E-105: DIC: BEP, In-Theater Repair/Stock, *page 399*
- Table E-106: DIC BEQ, Response to SARSS-1 Shipment Status Inquiry from LIF to SARSS-2B, *page 400*
- Table E-107: DIC BER, ERF Demand Data, *page 400*
- Table E-108: DIC BES, USASAC Air Lift Header/Trailer, *page 401*
- Table E-109: DIC BET, Part Number Demand, *page 401*
- Table E-110: DIC BEV, Ammunition Shipment Lift Data, *page 401*
- Table E-111: DIC BEW, SAILS ABX Reconciliation Control Transaction, *page 402*
- Table E-112: DIC BEX, Consolidation Notification Status Correction Transaction, *page 402*
- Table E-113: DIC BF1, MACOM Wartime Consumption, *page 402*
- Table E-114: DIC BF2, MACOM Intra-Theater Loss, *page 403*
- Table E-115: DIC BF3, MACOM Gains From Repair, *page 403*
- Table E-116: DIC BF4, MACOM Authorized and Financed Quantities, *page 403*
- Table E-117: DIC BF5, MACOM Demand Not Retail Quantities, *page 403*
- Table E-118: DIC BF6, MACOM End Item Data, *page 404*
- Table E-118.1: DIC BF7, Approved Input Record for War Reserve, *page 404*
- Table E-119: DIC BFA, ABF Assets and Requirements Transaction, *page 404*
- Table E-120: DIC BFW, ABF Input from CDA, *page 405*
- Table E-121: DIC BH1, Intransit Follow-up (From AMC By SAILS to Supported Customers) DIC BH2, Intransit Follow-up (From SOS Other Than AMC), *page 405*
- Table E-122: DIC BHA, Customer Reply to Intransit Follow-up (DIC BH1) DIC BHB, Customer Reply to Intransit Follow-up(DIC BH2), *page 405*
- Table E-123: DIC BJ1, SACAM Root Data Input Transaction, *page 406*
- Table E-124: DIC BJ2, SACM Letter of Request Input Transaction, *page 407*
- Table E-125: DIC BJ3, SACM Letter of Request Information Input Transaction, *page 407*
- Table E-126: DIC BJ4, SACM Letter of Request Text Input Transaction, *page 407*
- Table E-127: DIC BJ5, SACM Case Manager Remarks Data Input Transaction, *page 408*
- Table E-128: DIC BJ6, SACM Remarks Text Input Transaction, *page 408*
- Table E-129: DIC BJ7, Current Record Input Transaction, *page 408*
- Table E-130: DIC BJ8, SACM Current AMD Extension Record Input Transaction, *page 409*
- Table E-131: DIC BJ9, SACM MSA Purpose Record Input Transaction, *page 410*
- Table E-132: DIC BJA, SACM MSA Section Record Input Transaction, *page 410*
- Table E-133: DIC BJB, SACM Case Line Item Record Input Transaction, *page 410*
- Table E-134: DIC BJC, SACM Manager Line Item Remarks Data Input Transaction, *page 412*
- Table E-135: DIC BJD, SACM Case Subline Item Data Input Transaction, *page 412*
- Table E-136: DIC BJE, SACM Subline Remarks Record Input Transaction, *page 413*
- Table E-137: DIC BJF, SACM Annex Line Item Record Input Transaction, *page 413*
- Table E-138: DIC BJG, SACM Annex Line Remarks Record Input Transaction, *page 414*
- Table E-139: DIC BJH, SACM Case Data Extension Record Input Transaction, *page 414*
- Table E-140: DIC BJI, SACM Acceptance/Acknowledgement Date Record Input Transaction 1, *page 415*
- Table E-141: DIC BJJ, SACM Acceptance/Acknowledgment Data Record Input Transaction 2, *page 415*
- Table E-142: DIC BJK, SACM Annex B Financial Record Input Transaction, *page 415*
- Table E-143: DIC BJL, SACM Payment Occurrence Record Input Transaction, *page 416*
- Table E-144: DIC BJM, SACM Estimate Cost Terms Record Input Transaction, *page 416*
- Table E-145: DIC BJN, SACM Case Notes Record Input Transaction, *page 416*
- Table E-146: DIC BJP, SACM Case Notes Text Record Input Transaction, *page 417*
- Table E-147: DIC BJW, SACM Amendment/Modification Level 1 Record Input Transaction, *page 417*
- Table E-148: DIC BJX, SACM Amendment/Modification Reason Input Transaction, *page 418*
- Table E-149: DIC BJY, SACM Amendment/Modification Level 2 Record Input Transaction 1, *page 418*
- Table E-150: DIC BJZ, SACM Amendment/Modification Level 2 Record Input Transaction 2, *page 419*
- Table E-150.1: DIC BKA, SNT/Asset Visibility Receipt, *page 419*
- Table E-150.2: DIC BKB, SNT/Asset Visibility Adjustment (Gain), *page 419*
- Table E-150.3: DIC BKC, SNT/Asset Visibility Issue, *page 420*
- Table E-150.4: DIC BKD, SNT/Asset Visibility Adjustment (Loss), *page 420*
- Table E-150.5: DIC BKE, SNT/Asset Visibility Shipment or Turn-In, *page 420*
- Table E-150.6: DIC BKF, SNT/Asset Visibility Reconciliation (inventory Conducted), *page 421*
- Table E-150.7: DIC BKG, SNT/Asset Visibility Shipment Follow-up, *page 421*
- Table E-150.8: DIC BKH, SNT/Asset Visibility Receipt Follow-up, *page 421*

Contents—Continued

- Table E-150.9: DIC BKI, SNT/Asset Visibility Reconciliation Follow-up, *page 422*
- Table E-150.10: DIC BKJ, SNT/Asset Visibility Multifield Correction (Single NSN Change), *page 422*
- Table E-150.11: DIC BKJ, SNT/Asset Visibility Multifield Correction (Mass NSN Change), *page 422*
- Table E-150.12: DIC BKJ, SHT/Asset Visibility Multifield Correction (Mass DODAAC/UIC Change), *page 423*
- Table E-150.13: DIC: BKJ, SNT/Asset Visibility Multifield Correction (Change In Ownership DODAAC/UIC), *page 423*
- Table E-151: DIC BKZ, Supply Management Transaction, *page 423*
- Table E-152: DIC BM1, Storage Item Data Stock Number Change (Retail Activity) DIC BM3, Storage Item Data Miscellaneous Change Only (Retail Activity), *page 424*
- Table E-153: DIC BMA, Suspension/Restriction Notice, *page 425*
- Table E-153-1: DIC BMB, Foreign Military Sales Publication Requisition, *page 426*
- Table E-154: DIC BP1, SACM Amendment/Modification Level 3 Record input Transaction, *page 426*
- Table E-155: DIC BP2, SACM Amendment/Modification Level 4 Record Input Transaction, *page 426*
- Table E-156: DIC BP3, SACM Amendment/Modification Level 5 Record Input Transaction, *page 427*
- Table E-157: DIC BP4, SACM Amendment/Modification Level 5 Record Input Transaction 2, *page 427*
- Table E-158: DIC BP5, SACM Annex Service Text Record Input Transaction 1, *page 427*
- Table E-159: DIC BP6, SACM Annex Service Text Record input Transaction 2, *page 427*
- Table E-160: DIC BP7, SACM TOS Roll-Up Record Input Transaction, *page 428*
- Table E-161: DIC BP8, SACM Letter of Request Paragraph Number Record Input Transaction, *page 428*
- Table E-162: DIC BPY, SA3 FFMIP Level B SCM Billing, *page 428*
- Table E-162: DIC BPY, SA3 FFMIP Level B SCM Billing—Continued, *page 429*
- Table E-163: DIC BPZ, SA3 FFMIP Level A Billing/Confirmation/Reject, *page 429*
- Table E-164: DIC BT3, Autodin DMPRL, *page 430*
- Table E-165: DIC BT4, Depot Maintenance Consumption Data (Reparable Item Record), *page 431*
- Table E-166: DIC BT4, Depot Maintenance Consumption Data (Repair Part), *page 431*
- Table E-167: DIC BT5, Command Requirements, *page 432*
- Table E-168: DIC BT6, Depot Factor Response/Change Record, *page 432*
- Table E-169: DIC BT8, Depot Factor Request Record, *page 432*
- Table E-170: DIC BT9, NICP/Depot Reconciliation Record, *page 433*
- Table E-171: DIC BTA, Maintenance Workload Basic Transaction, *page 433*
- Table E-172: DIC BTB, Maintenance Workload Item Name Transaction, *page 434*
- Table E-173: DIC BTC, Accounting Classification Transaction, *page 434*
- Table E-174: DIC BTD, Maintenance Work Matrix Transaction, *page 434*
- Table E-175: DIC BTE, Maintenance Conversion Transaction, *page 434*
- Table E-176: DIC BTF, International Logistics Control Transaction, *page 435*
- Table E-177: DIC BTG, Maintenance Workload Narrative Transaction, *page 435*
- Table E-178: DIC BTH, Contract Financial Data, *page 435*
- Table E-179: DIC BTI, Maintenance Code-F Asset Reporting, *page 436*
- Table E-180: DIC BTK, Maintenance Workload Priority Transaction, *page 436*
- Table E-181: DIC BTM, Maintenance Error Identification Transaction, *page 436*
- Table E-182: DIC BTN, Maintenance MWO/Conversion Transaction, *page 436*
- Table E-183: DIC BTP, Maintenance On-Hand Asset Transaction, *page 437*
- Table E-184: DIC BTQ, Number Quantities, *page 437*
- Table E-185: DIC BTR, Depot Source of Repair, *page 437*
- Table E-186: DIC BTS, Technical Data, *page 438*
- Table E-187: DIC BTT, Matrix Accumulative Data (Report Month), *page 438*
- Table E-188: DIC BTU,DESCOM/Depot Reconciliation Transaction, *page 438*
- Table E-189: DIC BTV, Interservice Data, *page 439*
- Table E-190: DIC BTW, MDMS/MAGIC, Transaction (level 000), *page 439*
- Table E-191: DIC BTW, MDMS/MAGIC, PRON Part 1 (level 051), *page 439*
- Table E-192: DIC BTW, MDMS/MAGIC, PRON Part 2 (level 052), *page 440*
- Table E-193: DIC BTW, MDMS/MAGIC, Basic Hdwr Part 1(level 061), *page 440*
- Table E-194: DIC BTW, MDMS/MAGIC, Basic Hdwr Part 2(level 062), *page 441*
- Table E-195: DIC BTW, MDMS/MAGIC, Execution Part 1(level 071), *page 441*
- Table E-196: DIC BTW, MDMS/MAGIC, Execution Part 2(level 072), *page 442*
- Table E-197: DIC BTW, MDMS/MAGIC, Execution Part 3(level 073), *page 442*
- Table E-198: DIC BTW, MDMS/MAGIC, Execution Part 4(level 074), *page 442*
- Table E-199: DIC BTW, MDMS/MAGIC, Execution Part 5(level 075), *page 443*
- Table E-200: DIC BTW, MDMS/MAGIC Execution Part 6(Level 076), *page 443*
- Table E-201: DIC BTW, MDMS/MAGIC Prog Schedules Part 1(Level 081), *page 444*
- Table E-202: DIC BTW, MDMS/MAGIC Asset Reporting Part1(Level 091), *page 444*
- Table E-203: DIC BTW, MDMS/MAGIC PRON Narr Part 2(Level 092), *page 445*
- Table E-204: DIC BTW, MDMS/MAGIC Conv, DESCOM Format(Level 100), *page 445*
- Table E-205: DIC BTW, MDMS/MAGIC MWO Conv Part 1(Level 101), *page 445*
- Table E-206: DIC BTW, MDMS/MAGIC UIC Part 2 (Level 102), *page 446*
- Table E-207: DIC BTW, MDMS/MAGIC II-Doc-Number, Part 1 (level 103), *page 446*
- Table E-208: DIC BTW, MDMS/MAGIC PWD-PRON, DESCOM Data (level 110), *page 446*
- Table E-209: DIC BTW, MDMS/MAGIC PWD-PRON, Part 1 (level 111), *page 447*
- Table E-210: DIC BTW, MDMS/MAGIC PWD-PRON Part 2(level 112), *page 447*
- Table E-211: DIC BTY, Inactive End Item Codes, *page 448*
- Table E-212: DIC BTZ, Maintenance Man-hours, *page 448*
- Table E-213: DIC BUA, Reactive Reporting System, *page 448*
- Table E-214: DIC BWO, Final Bill Code Deletion, *page 449*
- Table E-215: DIC BW1, Program Status Report Transaction, *page 449*
- Table E-216: DIC BW2, Program Status Report Narrative Transaction, *page 449*
- Table E-217: DIC BW3, RCS 305 Narrative Transaction, *page 449*

Contents—Continued

- Table E-218: DIC BW4, Standards File Input Transaction, *page 450*
- Table E-219: DIC BW5, MAP PC&H Transaction 1, *page 450*
- Table E-220: DIC BW5, MAP PC&H Transaction 2, *page 450*
- Table E-221: DIC BW6, Cost and Performance Adjustment Transaction, *page 451*
- Table E-222: DIC BW7, Reconciliation Supply, BASOPS and Miscellaneous Programs, *page 451*
- Table E-223: DIC BW8, Depot Local PRON, *page 451*
- Table E-224: DIC BW9, Account Classification Change Record, *page 452*
- Table E-225: DIC BWA, Workload Basic Transaction, *page 452*
- Table E-226: DIC BWB, Workload Financial Transaction, *page 452*
- Table E-227: DIC BWC, Workload Matrix Transaction 1, *page 453*
- Table E-228: DIC BWC, Workload Matrix Transaction 2, *page 453*
- Table E-229: DIC BWC, Workload Matrix Transaction 3, *page 453*
- Table E-230: DIC BWC, Workload Matrix Transaction 4, *page 454*
- Table E-231: DIC BWD, Workload Narrative Transaction, *page 454*
- Table E-232: DIC BWE, Workload Basic/Supplemental Transaction, *page 454*
- Table E-233: DIC BWF, Workload Quantity, *page 455*
- Table E-234: DIC BWG, Workload Date Transaction, *page 455*
- Table E-235: DIC BWH, Functional/AMS Cross Reference Transaction, *page 455*
- Table E-236: DIC BWM, Standards File Input, *page 456*
- Table E-237: DIC BWN, Total Package Fielding (TPF)Workload Data, *page 456*
- Table E-238: DIC BWP, Challenge of Materiel Sent to DRMO, *page 457*
- Table E-239: DIC BWQ, First Follow-up to Challenge of Materiel Sent to DRMO, *page 457*
- Table E-240: DIC BWR, Second Follow-up to Challenge of Materiel Sent to DRMO, *page 458*
- Table E-241: DIC BWS, Reply to Challenge of Materiel Sent to DRMO, *page 458*
- Table E-242: DIC BWZ, Depot Operations Cost and Performance Report, *page 459*
- Table E-243: DIC BXA, Proponent ILS Office Header Data, *page 459*
- Table E-244: DIC BXB, Manager/File Established Header Data, *page 460*
- Table E-245: DIC BXC, Project Leader Header Data Record, *page 460*
- Table E-246: DIC BXD, Contract/Model Header Data, *page 460*
- Table E-247: DIC BXE, Contract Header Data, *page 461*
- Table E-248: DIC BXF, Replaces System/Equipment Header Data, *page 461*
- Table E-249: DIC BXG, Subsystem Header Data, *page 461*
- Table E-250: DIC BXH, Proponent Project Manager Header Data, *page 461*
- Table E-251: DIC BXJ, Project Header Data, *page 462*
- Table E-252: DIC BXK, Used on Identification Header Data, *page 462*
- Table E-253: DIC BXL, Milestone Event Record Data, *page 462*
- Table E-254: DIC BXM, Narrative Record Data, *page 462*
- Table E-255: DIC BXN, Associated Systems/Support Equipment Data, *page 463*
- Table E-256: DIC BXP, Associated Contract Data—Transaction 1, *page 463*
- Table E-257: DIC BXQ, Acquisition Management Milestone System Other Header Data for File Number/TRADOC Proponent (PPNT)School/New Equipment Training Plan Number (NETPN), *page 463*
- Table E-258: DIC BXR, AMMS Other Header Data for System Integrator Code (SIC)/Program Executive Office (PEO), *page 464*
- Table E-259: DIC BXS, AMMS Other Header Data for Common Reference Code (CRC)/Mission Area/Combat Developer, *page 464*
- Table E-260: DIC BZ5, Daily Transactional Updates to Major Item Requisition Validation (MIRV) Files, *page 464*
- Table E-261: DIC BZB, Zero Balance Flasher, *page 465*
- Table E-262: DIC BZD, Notification of Shipment, *page 465*
- Table E-263: DIC BZE, Consumption Report (Government Furnished Materiel), *page 466*
- Table E-263-1: BZF, Materiel Returns Data Base (MRDB)Inquiry Request, *page 466*
- Table E-263-2: BZG, Materiel Returns Data Base (MRDB)Inquiry Response, *page 467*
- Table E-264: DIC D4_, Materiel Receipt—Procurement Instrument Source, *page 467*
- Table E-265: DIC D6_, Materiel Receipt—Other Than Procurement Instrument Source, *page 468*
- Table E-266: DIC D6S, Materiel Receipt Acknowledgment Document (MRAD), *page 470*
- Table E-267: DIC D7_/DG_/DHA, Issue, Back Order, and Demand Data, *page 470*
- Table E-268: DIC D8_/D9_, Inventory Adjustment—Increase or Decrease, *page 471*
- Table E-269: DIC D8E/D9E/DEE/DEF/D8F/D9F, Logistical Reassignment Adjustment, *page 472*
- Table E-270: DIC D8S/D9S, Inventory Adjustment Transaction (Single Adjustment—Ownership/Purpose Gain/Loss)(Conventional Ammunition Only), *page 474*
- Table E-271: DIC DA1/DA2, SMCA Freeze/Unfreeze Action, *page 474*
- Table E-272: DIC DAC/DAD, Inventory Adjustment—Dual (Condition/Purpose Transfer), *page 475*
- Table E-273: DIC DAS, Inventory Adjustment Transaction(Dual Adjustment—Ownership/Purpose Gain/Loss) (Conventional Ammunition Only), *page 476*
- Table E-274: DIC DB_/DC_, Financial Adjustment Transaction, *page 477*
- Table E-275: DIC DD_, Due-In—Procurement Instrument Source, *page 478*
- Table E-276: DIC DF_, Due-In—Other Than Procurement Instrument Source, *page 479*
- Table E-277: DIC DJA, Physical Inventory Request, *page 480*
- Table E-278: DIC DJB, Physical Inventory Notification, *page 480*
- Table E-279: DIC DKA, Physical Inventory Count, *page 481*
- Table E-280: DIC DLA, Logistical Transfer/Decapitalization Follow-up, *page 483*
- Table E-281: DIC DLB, Reply to Logistical Transfer/Decapitalization Follow-up, *page 483*
- Table E-282: DIC DLC, Logistics Reassignment Delinquent Due-in Follow-up, *page 483*
- Table E-283: DIC DLD, Logistics Reassignment Delinquent Due-In Response, *page 484*
- Table E-284: DIC DLE, Logistics Reassignment Due-In Reconciliation Request, *page 484*
- Table E-285: DIC DLF, Logistics Reassignment Due-in Reconciliation Response, *page 485*
- Table E-285-1: DIC DLS, Logistics Reassignment General Management Data, *page 485*
- Table E-285-2: DIC DLT, Logistics Reassignment Backorder and Demand Data, Record 1, *page 486*
- Table E-285-3: DIC DLT, Logistics Reassignment Backorder and Demand Data, Record 2, *page 486*

Contents—Continued

- Table E-285-4: DIC DLT, Logistics Reassignment Backorder and Demand Data, Record 3, *page 487*
- Table E-285-5: DIC DLU, Logistics Reassignment On-Hand Asset Data, Record 1¹ 5, *page 487*
- Table E-285-6: DIC DLU, Logistics Reassignment On-Hand Asset Data, Record 2, *page 488*
- Table E-285-7: DIC DLV, Logistics Reassignment Due-in Asset Data, Record 1¹, *page 488*
- Table E-285-8: DIC DLV, Logistics Reassignment Due-in Asset Data, Record 2¹, *page 489*
- Table E-285-9: DIC DLW, Logistics Reassignment Contract History Data, Record 1¹, *page 489*
- Table E-285-10: DIC DLW, Logistics Reassignment Contract History Data, Record 2, *page 490*
- Table E-285-11: DIC DLW, Logistics Reassignment Contract History Data, Record 3, *page 490*
- Table E-285-12: DIC DLW, Logistics Reassignment Contract History Data, Record 4, *page 490*
- Table E-285-13: DIC DLX, Logistics Reassignment Technical and Quality Data, Record 1, *page 491*
- Table E-285-14: DIC DLX, Logistics Reassignment Technical and Quality Data, Record 2, *page 492*
- Table E-286: DIC DM__, War Materiel Requirements, *page 492*
- Table E-287: DIC DTA, Asset Support Request (ASR), *page 493*
- Table E-288: DIC DTB, Asset Support Reply (ASR) (Asset Data), *page 493*
- Table E-289: DIC DTC, Asset Support Reply (Back Order Data), *page 494*
- Table E-290: DIC DTD, Asset Support Request Follow-up, *page 494*
- Table E-291: DIC DU__, Pre-Positioned Materiel Receipt (Procurement Instrument Source), *page 495*
- Table E-292: DIC DW__, Pre-Positioned Materiel Receipt (Other Than Procurement Instrument Source), *page 496*
- Table E-293: DIC DXA, Materiel Receipt Follow-up(Procurement Instrument Source), *page 497*
- Table E-294: DIC DXB, Materiel Receipt Follow-up(Other Than Procurement Instrument Source), *page 497*
- Table E-295: DIC DXC, Reply to Materiel Receipt Follow-up (Procurement Instrument Source), *page 498*
- Table E-296: DIC DXD, Reply to Materiel Receipt Follow-up (Other Than Procurement Instrument Source), *page 499*
- Table E-297: DIC DZ9, Status Notification, *page 499*
- Table E-298: DIC DZA, Asset Status SIMS-X Automated, *page 500*
- Table E-299: DIC DZA, MILSTRAP Asset Status, *page 500*
- Table E-300: DIC DZB, Storage Item Data Correction/Change, *page 501*
- Table E-301: DIC DZC, Logistical Reassignment Storage Information, *page 502*
- Table E-302: DIC DZD, Logistical Reassignment Storage Information Reply, *page 503*
- Table E-303: DIC DZE, Asset Status/Transaction Reporting Request, *page 503*
- Table E-304: DIC DZF, MILSTRAP Asset Status Reporting(Base, Post, Camp, and Station Level Use), *page 504*
- Table E-305: DIC DZG, MILSTRAP Transaction Reject, *page 505*
- Table E-306: DIC DZH, Location Reconciliation Request, *page 505*
- Table E-307: DIC DZJ, Transaction History/Custodial Balance Request, *page 506*
- Table E-308: DIC DZK, Transaction History Transmittal, *page 506*
- Table E-309: DIC FT6, ICP/IMM Follow-up (Materiel Returns Program), *page 507*
- Table E-310: DIC FTA, Automatic Return Notification(Materiel Returns Program), *page 507*
- Table E-311: DIC FTC, Cancellation of Customer Excess Report (Materiel Returns Program), *page 507*
- Table E-312: DIC FTD, Disposition Instructions Delay Status (Materiel Returns Program), *page 508*
- Table E-313: DIC FTE, Customer Excess Report/DIC FTG, Customer Excess Report, Part Number Item (Materiel Returns Program), *page 508*
- Table E-314: DIC FTF, Follow-up for ICP/IMM Reply to Customer Excess Report (Materiel Returns Program), *page 509*
- Table E-315: DIC FTL, Supply Status (Materiel Returns Program), *page 509*
- Table E-316: DIC FTM, Shipment Status (Materiel Returns Program), *page 510*
- Table E-317: DIC FTQ, DAAS Customer Excess Report Information Status (Materiel Returns Program), *page 511*
- Table E-318: DIC FTR, Reply to Customer Excess Report(Materiel Returns Program), *page 511*
- Table E-319: DIC FTT, Follow-up For ICP/IMM Materiel Receipt Status (Materiel Returns Program), *page 512*
- Table E-320: DIC FTZ, ICP/IMM Materiel Receipt Status(Materiel Returns Program), *page 512*
- Table E-321: DIC JDP, Front End Screening (FES)Notification, *page 512*
- Table E-322: DIC JT1, IRIS Receipt Notification, *page 513*
- Table E-323: DIC JT2, IRIS Interrogation Response, *page 513*
- Table E-324: DIC JT3, IRIS Notification of Unprocessable Interrogation Input, *page 514*
- Table E-325: DIC JTH, IRIS Interrogation Request, *page 514*
- Table E-326: DIC JUA, Final Asset Screening (FAS)Notification, *page 515*
- Table E-327: DIC QD__, Routing Identifier Code Interrogation, *page 515*
- Table E-328: DIC QR__, Routing Identifier Code Interrogation Response, *page 515*
- Table E-329: DIC TA1/TA3, Format for Army Additions/Revisions to the DOD Activity Address File, *page 516*
- Table E-330: DIC TA1/TA3, Format for Contractor Additions/Revisions to the DOD Activity Address File, *page 518*
- Table E-331: DIC TA1/TA3, Format for Submitting Mobilization File Data to the DOD Activity Address File, *page 520*
- Table E-332: DIC TA1/TA3, Submitting DOD Activity Address Code/Unit Identification Code (DODAAC/UIC)Cross-Reference Data, *page 521*
- Table E-333: DIC TA1/TA3, Submitting DOD Activity Address Code/Commercial and Government Entity Code (DODAAC/CAGE)Data, *page 522*
- Table E-334: DIC TA4, Deletions from the DOD Activity Address File, *page 523*
- Table E-335: DIC TTG, Shipment Receipt Lift, *page 524*
- Table E-336: DIC X88, DODAAC Ancillary Data, *page 524*
- Table E-337: Release and Receipt Document Information(DD Form 1348-1), *page 525*

Figure List

- Figure 1-1: DA Functional and Implementing Activities, *page 8*
- Figure 3-1: Shipment and Billing to the Requisitioner, *page 33*
- Figure 3-2: Shipment to Requisitioner and Billing to Supplementary Address, *page 34*
- Figure 3-3: Shipment to Requisitioner and Billing to Other Than Requisitioner or Supplementary Address, *page 34*
- Figure 3-4: Shipment to Supplementary Address and Billing to Requisitioner, *page 34*
- Figure 3-5: Shipment to Contractor and Billing to Army Installation, *page 35*
- Figure 3-6: Overseas-initiated Contingency Plan Requisition (No Billing), *page 35*
- Figure 3-7: Numerical Date Calendar, *page 36*

Contents—Continued

- Figure 5-1: Economic decision criterion for movement of materiel (logistical reassignments), *page 97*
- Figure 8-1: Format of a Quarterly Intransit to DRMO Report, *page 116*
- Figure 8-1: *page 146*
- Figure 13-1: MILSTRIP/MILSTAMP/MILSTRAP data flow for CONUS originated shipments, *page 157*
- Figure 13-2: Format 1A, Pipeline Performance Analysis (RCS DD-P&L (Q) 782), *page 158*
- Figure 13-2: Format 1A, Pipeline Performance Analysis (RCS DD-P&L (Q) 782)—Continued, *page 159*
- Figure 13-2: Format 1A, Pipeline Performance Analysis (RCS DD-P&L (Q) 782)—Continued, *page 160*
- Figure 13-3: Format 1B, Pipeline Performance Analysis—CONUS (RCS DD-P&L (Q) 782), *page 161*
- Figure 13-3: Format 1B, Pipeline Performance Analysis—CONUS (RCS DD-P&L (Q)782)—Continued, *page 162*
- Figure 13-3: Format 1B, Pipeline Performance Analysis—CONUS (RCS DD-P&L (Q)782)—Continued, *page 163*
- Figure 13-3: Format 1B, Pipeline Performance Analysis—CONUS (RCS DD-P&L (Q)782)—Continued, *page 164*
- Figure 13-3: Format 1B, Pipeline Performance Analysis—CONUS (RCS DD-P&L (Q)782)—Continued, *page 165*
- Figure 13-4: Format 1B, Pipeline Performance Analysis—Overseas (RCS DD-P&L (Q) 782), *page 166*
- Figure 13-4: Format 1B, Pipeline Performance Analysis—Overseas (RCS DD-P&L (Q)782)—Continued, *page 167*
- Figure 13-4: Format 1B, Pipeline Performance Analysis—Overseas (RCS DD-P&L (Q)782)—Continued, *page 168*
- Figure 13-4: Format 1B, Pipeline Performance Analysis—Overseas (RCS DD-P&L (Q)782)—Continued, *page 169*
- Figure 13-4: Format 1B, Pipeline Performance Analysis—Overseas (RCS DD-P&L (Q)782)—Continued, *page 170*
- Figure 13-4: Format 1B, Pipeline Performance Analysis—Overseas (RCS DD-P&L (Q)782)—Continued, *page 171*
- Figure 13-4: Format 1B, Pipeline Performance Analysis—Overseas (RCS DD-P&L (Q)782)—Continued, *page 172*
- Figure 13-4: Format 1B, Pipeline Performance Analysis—Overseas (RCS DD-P&L (Q)782)—Continued, *page 173*
- Figure 13-4: Format 1B, Pipeline Performance Analysis—Overseas (RCS DD-P&L (Q)782)—Continued, *page 174*
- Figure 13-4: Format 1B, Pipeline Performance Analysis—Overseas (RCS DD-P&L (Q)782)—Continued, *page 175*
- Figure 13-5: Format 2, Supply Availability and Workload Analysis Report (RCS DD-P&L (Q)782), *page 176*
- Figure 13-6: Format 3, CONUS Response Rate Analysis (RCS DD-P&L (Q) 782), *page 177*
- Figure 13-6: Format 3, CONUS Response Rate Analysis (RCS DD-P&L (Q) 782)—Continued, *page 178*
- Figure 13-6: Format 3, CONUS Response Rate Analysis (RCS DD-P&L (Q) 782)—Continued, *page 179*
- Figure 13-6: Format 3, CONUS Response Rate Analysis (RCS DD-P&L (Q) 782)—Continued, *page 180*
- Figure 13-6: Format 3, CONUS Response Rate Analysis (RCS DD-P&L (Q) 782)—Continued, *page 181*
- Figure 13-7: Format 3, Internal Service/Agency Response Rate Analysis Report, and Format 3A, DOD Summary Report (RCS DD-P&L (Q) 782), *page 182*
- Figure 13-8: Format 4, General Commodity Point to Point Carrier/ Mode Analysis Report (RCS DD-P&L(Q) 782), *page 183*
- Figure 13-9: MAC Analysis Report (RCS DD-P&L (Q) 782), *page 184*
- Figure 13-10: MILSTEP IDC Error Report(RCS DD-P&L (Q) 782), *page 185*
- Figure 13-10: MILSTEP IDC Error Report(RCS DD-P&L (Q) 782)—Continued, *page 186*
- Figure 14-1: Sample Message to DAAS Facility, *page 196*
- Figure 16-1: DD Form 2543, GFM Status Report, *page 204*
- Figure B-1: DOD Single Line Item Requisition System Document (Manual)(DD Form 1348), Completed in Four Copies, *page 224*
- Figure B-2: DOD Single Line Item Requisition System Document (Mechanical)(DD Form 1348m), *page 225*
- Figure B-3: DOD Single Line Item Release/Receipt Document (DD Form 1348-1), Completed in Six Copies, *page 225*
- Figure B-4: DD Form 1348-1Automated, DOD Issue Release/ Receipt Document (Example of Laser Printed Form with LOGMARS Bar Coding), *page 226*
- Figure B-5: DD Form 1348-1Automated, DOD Issue Release/ Receipt Document (Example of Preprinted Form with LOGMARS Bar Coding by Dot Matrix), *page 227*
- Figure B-6: DD Form 1348-1Automated DOD Issue Release/ Receipt Document (Example of Preprinted Form without LOGMARS Bar Coding Data), *page 228*
- Figure B-7: DD Form 1348-1Automated, DOD Issue Release/ Receipt Document (Example of Laser Printed Form With LOGMARS Bar Coding—FMS), *page 229*
- Figure B-8: DD Form 1348-1Automated, DOD Issue Release/ Receipt Document (Example of Preprinted Form With LOGMARS Bar Coding by Dot Matrix—FMS), *page 230*
- Figure B-9: Sample of an Automated Packing List (APL), *page 231*
- Figure B-10: DD Form 1348-1Automated (Blue), DOD Single Line Item Release/Receipt Document, *page 232*
- Figure B-11: DD Form 1348-2, DOD Issue Release/Receipt Document with Address Label Attached, *page 233*
- Figure B-12: Notice of Availability/Shipment (DD Form 1348-5), Completed in Three Copies, *page 234*
- Figure B-13: Sample of DD Form 1348-6 (Revised) DOD Single Line Item Requisition System Document (Manual—Long Form), *page 235*
- Figure B-14: DOD Materiel Receipt Document (DD Form 1486), *page 236*
- Figure B-15: DOD Materiel Adjustment Document (DD Form 1487), *page 236*
- Figure B-16: Storage Item Data Change Document (DA Form 2510), *page 237*
- Figure B-17: Multiuse Standard Requisitioning/Issue System Document (SF 344), *page 238*
- Figure C-1: Stock or part number, *page 320*
- Figure C-2: Stock or part number, *page 321*
- Figure C-3: Stock or part number, *page 321*
- Figure C-4: Stock or part number, *page 321*
- Figure C-5: Stock or part number, *page 321*
- Figure C-6: Stock or part number, *page 321*
- Figure C-7: Supplementary address, *page 321*
- Figure D-1: Joint Messageform (DD Form 173)—Sample of MILSTRIP Message Requisitions, *page 323*
- Figure D-2: Joint Messageform (DD Form 173)—Sample of MILSTRIP Part Number/Non—NSN Message Requisitions, *page 324*
- Figure D-3: Joint Messageform (DD Form 173)—Sample of Formatted Teletype Message, *page 325*
- Figure D-4: Joint Messageform (DD Form 173)—MILSTRIP Message Supply Assistance Request(s), *page 325*
- Figure D-5: Joint Messageform (DD Form 173)—Sample of MILSTRIP Follow-up, *page 326*
- Figure D-6: Joint Messageform (DD Form 173)—Abbreviated MILSTRIP Message Supply Status, *page 326*
- Figure D-7: Joint Messageform (DD Form 173)—Abbreviated MILSTRIP Message Shipment Status, *page 326*
- Figure D-8: Joint Messageform (DD Form 173)—Mass or Universal Cancellation Message Request, *page 326*
- Figure D-9: Joint Messageform (DD Form 173)—Abbreviated Message Excess Report(s) (Material Returns Program), *page 327*
- Figure D-10: Joint Messageform (DD Form 173)—Request for Special Material Obligation Validation, *page 327*

Contents—Continued

Figure D-11: Joint Messageform (DD Form 173)—Reply to Special Material Obligation Validation Request, *page 327*

Figure D-11.1: Joint Messageform (DD Form 173)—Request for DAAS to provide MOV response, *page 327*

Figure D-12: GSA Form 10050 (GSA Mailer)(Example), *page 328*

Figure D-12: GSA Form 10050 (GSA Mailer)(Example)
—Continued, *page 329*

Figure D-13: Request for Validation of Back Orders (Example), *page 330*

Figure D-14: Followup Request for Reconciliation of Back Orders (Example), *page 330*

Figure D-15: Request for Validation of Material Obligations (MAP Grant Aid Transactions) (from Supply Source to ILCO) (Example), *page 331*

Figure D-16: Followup Request for Validation of Material Obligations (MAP Grant Aid Transactions)(from Supply Source to ILCO) (Example), *page 331*

Figure D-17: Request for Validation of Material Obligations (MAP Grant Aid Transactions) (from ILCO to SAOs) (Example), *page 332*

Figure D-18: Followup Request for Validation of Material Obligations (MAP Grant Aid Transactions)(from ILCO to SAOs) (Example), *page 332*

Figure F-1: Use of decision tables, *page 526*

Glossary

Index

Chapter 1 General

Section I General Instructions

1-1. Purpose

This regulation prescribes policies and procedures for implementing—

- a. DOD 4000.25-1-M (Military Standard Requisitioning and Issue Procedures (MILSTRIP)).
- b. DODD 4410.6 (Uniform Materiel Movement and Issue Priority System (UMMIPS)).
- c. DOD 4000.25-2-M (Military Standard Transaction Reporting and Accounting Procedures (MILSTRAP)).
- d. DOD 4000.25-3-M (Military Supply and Transportation Evaluation Procedures (MILSTEP)).
- e. DOD 4000.25-6-M (DOD Activity Address Directory(DODAAD)) System.
- f. DOD 4140.29-M (Defense Automatic Addressing System(DAAS)).
- g. DODD 4140.48 (Control of Access to DOD Materiel Inventories Required by Defense Contracts).

1-2. References

Related publications and prescribed and referenced forms are listed in appendix A.

1-3. Explanation of abbreviations and terms

Abbreviations and special terms used in this regulation are explained in the glossary.

1-4. Forms used in requisitioning, receipt, and issue system

The forms below are prescribed for use in the Requisitioning, Receipt, and Issue System. (See app B for a detailed description of these forms.)

- a. SF 344 (Multi-use Standard Requisitioning/Issue System Document). This form is used as a requisition by—
 - (1) Army, Navy, Air Force, and Marine Corps to place demands on other Military Service supply sources when directed by Service regulations.
 - (2) Army only for items excepted from MILSTRIP procedures. (See para 3-3.)
 - (3) Civilian agencies authorized to place demands on DOD supply sources and DLA supply centers.
 - (4) Service requisitioners placing demands on GSA and on DLA supply centers, when prescribed by the Service implementation of these procedures.
 - (5) FMS customers authorized to requisition from U.S. DOD logistics systems.
- b. DD Form 1348 (DOD Single Line Item Requisition System Document) (Manual). This form is used as a—
 - (1) Manual requisition or manual requisition modifier.
 - (2) Manual follow-up.
 - (3) Manual cancellation.
- c. DD Form 1348M (DOD Single Line Item Requisition System Document (Mechanical)). This form is used as a—
 - (1) Requisition or requisition modifier.
 - (2) Followup.
 - (3) Passing order.
 - (4) Cancellation.
 - (5) Supply status.
 - (6) Request for improved ESD.
 - (7) Shipment status.
 - (8) Materiel release order or materiel release order modifier.
 - (9) Referral order.
 - (10) Redistribution order.
 - (11) Materiel release confirmation.
 - (12) Materiel release denial (warehouse refusal).

- (13) Materiel obligation validation request.
 - (14) Materiel obligation validation response.
 - (15) Notice of availability.
 - (16) Issue transaction.
- d. DD Form 1348-1 (DOD Single Line Item Release/Receipt Document). This form is used as a—
 - (1) Release document from shipping activity to consignee resulting from a requisition.
 - (2) Release document for retrograde materiel.
 - (3) Release document for interbase (posts, camps, stations)movements.
 - (4) Receipt documents by the consignee.
 - (5) Materiel returns from base to depot.
 - (6) An acceptable and preferred requisition when requesting property directly from DRMOs.
 - e. DD Form 1348-5 (Notice of Availability/Shipment).This form is used as a—
 - (1) Manual notice of availability to advise of shipments ready for release to the FMS country representative (CR) or freight forwarder (FF) not having a mechanized capability to process transactions.
 - (2) Reply to DOD notice of availability (NOA) or shipment document to furnish release instructions to the storage activity.
 - f. DD Form 1348-6 (DOD Single Line Item Requisition System Document (Manual Long-Form)). This form will be used to requisition non-NSN requirements that exceed the stock or part number field when other information is needed to help in making supply decisions. (See para B-9 (fig B-13).)
 - g. DD Form 1486 (DOD Materiel Receipt Document). The receiving activity uses this form to send receipt information to the stock accounting activity.
 - (1) Due-in transactions.
 - (2) Pre-positioning transactions for receipts.
 - (3) Receipt of materiel on a procurement instrument.
 - (4) Receipt of materiel on other than a procurement instrument.
 - h. DD Form 1487 (DOD Materiel Adjustment Document).Accountable supply distribution and storage activities use this form as a source document to adjust item and financial records for supply management purposes.
 - (1) Single transaction input format.
 - (2) Dual transaction input format.
 - (3) Increase adjustment actions against inventory control records.
 - (4) Decrease adjustment actions against inventory control records.
 - (5) Condition transfers.
 - (6) Purpose transfers.
 - (7) Project code changes.
 - (8) Distribution code changes.
 - (9) Reidentification of stock.
 - (10) Stock number change.
 - (11) Issue change.
 - i. DA Form 2510 (Storage Item Data Change Document).Accountable supply distribution activities use this form to provide technical data to a storage point.
 - j. Address file form. This is a general-purpose tabulating card used to send changes to and maintain current address file for routing of shipments, documents, and billing.
 - k. Developers of standard automated supply systems will ensure that they contain essential elements of data prescribed in applicable paragraphs and are in compliance with policies contained herein. When system developers automate manual forms they must obtain approval from the form proponent and U.S. Army Publications and Printing Command (USAPPC). Computer-generated supply forms must be coordinated with the supply level using and receiving the forms to ensure they understand the format and use of the form.Guidance pertaining to forms approval process is in AR 25-30.
 - l. Computer-generated forms approved by the proponent will replace or be used in lieu of a manual form.

1-5. System maintenance

- a. Recommended changes to this system will be sent, by letter,

with detailed justification through major commanders to the Director, USAMC Logistics Support Activity (LOGSA), AT-TN:AMXLS-RSS, Redstone Arsenal, AL 35898-7466 for processing. In emergencies that require prompt action to prevent system breakdown, telephone or send electrical message. Confirm by letter.

b. Direct correspondence between overseas requisitioning agencies and CONUS is authorized generally as follows:

(1) To inventory control points (ICPs) on supply matters such as editing, justification, clarification, and status of overseas requisitions and any similar Army matters.

(2) To CG, AMC or The Surgeon General on technical matters (such as design, operation, physical characteristics, storage, maintenance, environmental factors, inventory control, excess stocks, development of basic allowance factors, and similar technical supply matters).

1-6. Basic requisitioning policies

a. This regulation will be used with other DA regulations on supply policy and procedures. When conflicts exist, the provisions of this regulation apply. Appendix C contains codes required for use on requisitioning, receipt, and issue transactions. Appendix D shows examples of completing supply correspondence formats which cannot be accommodated in an 80-column format. Appendix E shows these requisitioning, receipt, and issue transaction formats which can be accommodated in an 80 column format. Appendix F explains how supply logic decision tables are used. Appendix G provides paragraph, table, and figure cross reference information for forms (section 1), codes (section 2), and transactions (by document identifier code)(section 3).

b. Requisitioners may send requisitions at any time. Except for subsistence items and aviation intensive management items(AIMI), the distribution system will not prescribe scheduling. Requisitions will be submitted to meet stockage levels or specific priority requirements. Requisitions for subsistence will be submitted in accordance with DPSC Handbook 4235.2 (CONUS) and DPSC Handbook 4235.1 (OCONUS), and paragraph 3-65 of this regulation. Requisitions for AIMI will be submitted in accordance with section IV, chapter 3.

c. Nonexpendable end items not available but authorized in DA equipment authorization documents (i.e., TOE and TA) will be supplied in accordance with AR 700-120.

d. The fastest mode of transportation and routing will be used to meet the needs of operating forces for high priority materiel demands. *The objective is to meet the customer's materiel demand on time without operating and transportation costs becoming an overriding factor.*

e. Supply activities that receive requisitions that cannot meet the customer's required delivery date (RDD) will forward them to the next higher echelon of supply. Before forwarding, however, it will be determined whether—

(1) A firm due-in can meet the demand by the RDD, or

(2) It can be met sooner if forwarded to the next higher supply echelon for direct delivery.

f. Each supply echelon will make maximum use of local resources (e.g., authorized local purchase, fabrication, and cannibalization) to meet a requirement by standard delivery date(SDD) or RDD/RDP (conventional ammunition only).

g. High priority requisitions will be held to a minimum consistent with the urgency of the need.

h. Supply activities will make supply decisions based on the priority designator (PD). The RDD/RDP (conventional ammunition only) will govern all later actions after a supply decision has been made to issue or procure. When an RDD/RDP (conventional ammunition only) is earlier than the SDD for the PD, supply activities will adjust internal processing to meet the RDD/RDP (conventional ammunition).

i. Data transmission will be consistent with the priority of the requisition.

j. A supply activity will not change an RDD/RDP (conventional ammunition only) assigned by a requisitioner.

k. To expedite the processing of data and reduce pipeline inventories, the following will be done.

(1) Maximum use will be made of—

(a) Electronic accounting machines (EAM).

(b) Automatic data processing equipment (ADPE).

(c) High-speed data transmission equipment.

(d) Machine generated requisition techniques at all levels. This includes installation, field Army, and theater.

(2) Alternate procedures will be developed to provide continuity of operation if equipment becomes inoperable or communications become temporarily or permanently interrupted.

l. Requisitioning objectives will continue to be computed based on actual order ship time (OST). They will be adjusted when OST is changed under UMMIPS.

m. Billing procedures for stock and nonstock fund materiel are prescribed in the AR 37-series and AR 12-10. Service or agency assigned fund codes are as prescribed in paragraph C-10(table C-21) and in DOD 4000.25-7-M Supplement No.1 (MILSBILLS).

n. Shipment marking instructions are prescribed in MIL-STD-129.

o. Mode of shipment codes are prescribed in appendix B6, DOD 4500.32-R.

p. Type of package codes are prescribed in appendix B7, DOD 4500.32-R.

1-7. Constraint of requisitions

a. Any restraints that prevent the timely submission of requisitions for classes II, III, IV, VII, VIII, and IX materiel are contrary to the policy in paragraph 1-6b. Therefore, it is a deviation from this regulation. Inform the next higher command within 2 workdays when the routine submission of requisitions is curtailed or limited for any reason.

b. Commanders reporting constraints to the next higher command will include the information below:

(1) *Reason for constraint.* Examples:

(a) Funds (such as Consumer, Command Stock Fund (CSF), and Army Stock Fund (ASF)) are not available to cover the costs of demands.

(b) Personnel are not available to prepare requisitions or to properly receive, store, maintain, and issue the materiel.

(c) Facilities do not meet security, safety, or preservation requirements.

(2) *Estimated time restriction.* Examples are:

(a) *From 1 Aug 91 to 1 Oct 91.* Funds are expected by 1 Oct 78.

(b) *From 1 Sep 91 to 1 Oct 91.* Personnel will become available on 1 Oct 91.

(c) *From 1 Jul 91 to 1 Oct 91.* Storage facility will be completed on or about this date.

(d) *From 1 Jul 91 to unknown.* Request for resources to eliminate the reason for this constraint was submitted to (approving authority) on (date). (Identify correspondence on the request.)

(3) *Scope.* This paragraph will define the requisitioners involvement and the limiting factors. (For example, members of this command were directed to stop sending requisitions except those having PD 06 or higher.)

(4) *Comments and recommendations.* This paragraph will contain information of value to commanders who review the report for continuing action.

c. Each successive commander who receives reports of constraints will, within 2 days, take one of the actions below:

(1) Return the report with instructions or resources that will eliminate the cause.

(2) Forward the report to the next higher command. Intermediate commanders will verify the restrictions and circumstances. They will include a statement that resources or other capabilities are not available within the command to eliminate the reason for the constraint. Appropriate comments and recommendations will be included in forwarding endorsements.

d. Major commanders will forward report (exempt from requirement reports control, AR 335-15) in accordance with c(2) above to the proper DA staff element. Information copies will be sent to HQDA(DALO-PLP-D) WASH DC 20310-0521 and the Cdr, AMC, ATTN: AMXLA, 5001 Eisenhower Avenue, Alexandria, VA 22333-0001.

e. Inspectors general will, on their regularly scheduled inspections, review the file of reports of constraints. They will check for timeliness of both the original submission and the action taken by intermediate commands.

Section II Responsibilities

1-8. General

a. DA organizations will ensure that each of their requisitioning activities plans for its materiel needs.

b. All echelons of supply and distribution will ensure that there are no undue delays in delivering supplies.

c. The next higher headquarters will monitor to maintain the integrity of the UMMIPS.

1-9. Unique regulatory responsibilities

In addition to the overall responsibilities contained in the ensuing paragraphs in this section, responsibilities that are unique to a particular DOD MILSYSTEM regulatory requirement or DA requirement are contained in the following chapters:

a. Chapter 2, Uniform Materiel Movement and Issue Priority System (UMMIPS) which implements DOD 4410.6 (UMMIPS).

b. Chapter 6, LCA Logistics Intelligence File (LIF), which describes LCA responsibilities to provide, and requisitioner responsibilities to use, this automated database for acquiring supply and transportation status of requisitioned materiel.

c. Chapter 8, Disposal Transactions, which implements portions of DOD 4160.21-M (Defense Utilization and Disposal Manual).

d. Chapter 9, DOD Activity Address Directory (DODAAD), which implements DOD 4000.25-6-M (DODAAD).

e. Chapter 11, Security Assistance Instructions, which implements portions of DOD 5105.38-M (Security Assistance Management Manual) and DOD 4000.25-8-M, Military Assistance Program Address Directory (MAPAD).

f. Chapter 12, Pre-positioned Requisitions in Support of Operations Plans and Mobilization Station/Training Base Installation Requirements, which implements pre-positioning of requisitions in support of contingency operation plans (OPLAN).

g. Chapter 13, Military Standard Transportation and Evaluation Procedures (MILSTEP), which implements DOD 4000.25-3-M (MILSTEP).

h. Chapter 14, Defense Automatic Addressing System (DAAS), which implements DOD 4000.25-10-M (DAAS).

1-10. Directorate for Supply and Maintenance, Office of the Deputy Chief of Staff for Logistics (ODCSLOG)

The Director for Supply and Maintenance, ODCSLOG, will—

a. Prescribe overall guidance on supply logistics, policies, and priorities.

b. Through supervision and inspection, ensure that major commanders, and their representatives, follow the provisions of this regulation.

c. Direct unsatisfactory conditions disclosed by official reports be corrected.

1-11. Directorate for Transportation, Energy, and Troop Support, ODCSLOG

The Director of Transportation, Energy, and Troop Support, ODCSLOG will—

a. Circulate the names of oversea installations that are break-bulk points (BBP) to which consolidated shipments are directed for redistribution.

b. Assign port designator codes and meanings to each water port that processes and moves supplies and equipment.

c. Maintain and publish current lists of assigned BBPs and port designator codes and their meanings. They will be used by Army activities, activities of the other military services, and DOD agencies.

1-12. U.S. Army Training and Doctrine Command (TRADOC), U.S. Forces Command (FORSCOM), and U.S. Army Health Services Command (HSC)

The Commanding Generals, TRADOC, FORSCOM, and HSC will—

a. Ensure that their activities observe strict supply discipline.

b. Assign force/activity designators (FADs) to all subordinate elements of their commands. Assignments will include all requisitioning activities and will be based on the military importance of their missions.

c. Maintain, analyze, and provide HQDA with supply management data, as required.

d. Ensure that maximum use is made of local supply sources (e.g., local procurement, fabrication, and cannibalization).

e. Through supervision and inspection, ensure that subordinate elements follow the provisions of this regulation.

f. Establish Army DOD Activity Address File (DODAAF) network stations (ANS). These stations will send DODAAF changes to and from the Army Central Service Point (ACSP) in accordance with chapter 9.

1-13. U.S. Army Materiel Command (AMC)

The Commanding General, AMC will—

a. Name initial sources of supply for items to meet CONUS and oversea requirements.

b. Name an activity to serve as the ACSP to assign activity address codes and to receipt for, control, and distribute changes to the DOD Activity Address Directory (DODAAD) (DOD 4000.25-6-M). This activity is the USAMC Logistics Support Activity (AMXLS-MSF), Chambersburg, PA.

c. Monitor the performance of functions assigned to the ACSP.

d. Assign project codes within DA.

1-14. USAMC Logistics Support Activity

The director of USAMC LOGSA will—

a. Provide representatives to MILSYSTEMS Focal Point Committees as requested by higher headquarters.

b. Provide a central point of contact for all matters on or affecting DA policy and procedures as covered by this regulation.

c. Evaluate and approve or disapprove all suggested changes to this regulation as submitted by Army activities.

d. Develop any approved suggestions or changes that require DOD staffing into proposed changes to DOD 4000.25-1-M (MILSTRIP) and DOD 4000.25-2-M (MILSTRAP). Send suggestions, with justification, to HQAMC for submission to the Defense Logistics Standards Systems Division (DLSSD).

e. Review and translate all DOD proposed MILSTRIP and MILSTRAP changes sent by HQAMC into proposed changes to this regulation. Staff proposed changes, prepare the DA position on the proposals, and send through HQAMC to DOD DLSSD.

f. Publish future change letters based on approved MILSTRIP and MILSTRAP changes. Send official changes to this regulation to U.S. Army Publications and Printing Command (USAPPC) for publication.

g. Assign and control document identifier codes (DICs) established and reserved for intra-Army use (para C-1c and C-1i).

h. Assign and broadcast to DAAS routing identifier codes (RICs) within DA (para C-2).

i. Maintain and publish a file of RICs and addresses.

j. Through the shipping activity, furnish the national inventory control point (NICP), Defense Supply Center (DSC), or GSA, designated source of supply notice of all frustrated shipments.

k. Reconstruct requisitions if shipments are lost or damaged.

l. Assist and advise freight forwarders in processing FMS shipments. When deficiencies are found, send corrections to HQAMC, ATTN: AMSAC-MP, 5001 Eisenhower Avenue, Alexandria, VA 22333-0001.

m. Monitor supply and transportation actions on Army sponsored requisitions placed on the wholesale supply systems.

n. Report on performance of the total Army logistics pipeline.

o. Maintain a computerized data bank (Logistics Intelligence File (LIF)).

1-15. AMC major subordinate commands

AMC major subordinate commanders will—

a. Establish Army DOD Activity Address File (DODAAF) network stations. These stations will send DODAAF changes to and from the Army Central Service Point per chapter 9.

b. Through supervision and inspection, ensure that subordinate elements follow this regulation.

1-16. AMC commodity commands

Within the scope of assigned responsibilities, commanders of commodity commands of AMC will review all agreements (interservice and intraservice). Such agreements must not conflict with the provisions of this regulation. Commanders will send copies of all new agreements developed in implementing this regulation to CG, AMC for evaluation and acceptance.

1-17. USAMC Logistic Control Activity (LCA)(Rescinded)

1-18. U.S. Army Intelligence and Security Command (INSCOM)

The Commanding General, INSCOM, will—

a. Ensure that INSCOM activities observe supply discipline.

b. Assign FADs to all subordinate INSCOM elements. Assignments will include all requisitioning activities and will be based on the military importance of their respective missions.

c. Ensure that local supply sources are used as much as possible (e.g., local procurement, fabrication, and cannibalization).

d. Through supervision and inspection, ensure that subordinate elements follow the provisions of this regulation.

e. Designate ANS for submitting DODAAD changes to the ACSP for subordinate elements of the command. Ensure that permanent orders directing unit activation's (Format 740, app A, AR 310-10) include the assigned DOD activity address code (DODAAC).

1-19. U.S. Army Military District of Washington and the National Guard Bureau

The Commanding General, MDW and Chief, NGB, will—

a. Designate ANS for submitting DODAAD changes to the ACSP for subordinate elements of the commands. Ensure that permanent orders directing unit activation's (Format 740, app A, AR 310-10) include the assigned DOD activity address code.

b. Ensure that DODAAD mechanized file changes, or applicable portions, as received from the ACSP are redistributed to all affected installations and activities within their commands.

1-20. Major overseas commands

Major overseas commanders will—

a. Supervise the strict observance of supply discipline. Requisitioning must be limited to actual needs and authorized levels.

b. Assign FADs to all subordinate elements. Assignments will include all requisitioning activities and will be based on the military importance of their respective missions.

c. Establish Army DODAAF network stations. These stations will send DODAAF changes to and receive from the ACSP in accordance with chapter 9. Ensure that permanent orders directing unit activation's (Format 740, app A, AR 310-10) include the assigned DOD activity address code.

d. Ensure that DODAAD mechanized file changes or applicable portions, as received from the ACSP are redistributed to all affected installations and activities within their commands.

e. Ensure that requisitions submitted to CONUS for supply contain the current cataloged item identification.

f. Ensure that requisitions are prepared and processed according to this regulation.

g. Monitor the flow of supplies through each overseas command cycle segment of order ship time to ensure maximum command performance within each segment. Unnecessary delays are not permitted.

h. Develop an alternate supply system with alternate stock control points to ensure continued operation in emergencies.

i. Develop an alternate means of communication for sending supply information within the overseas theater.

j. Maintain, analyze, and provide supply management data to HQDA as required.

k. Determine installations that will serve as BBPs.

l. Ensure that local supply sources are used as much as possible (e.g., local procurement, fabrication, and cannibalization).

m. Through supervision and inspection, ensure that subordinate elements follow the provisions of this regulation.

1-21. Military Assistance Advisory Group (MAAG)

MAAG will—

a. Prepare requisitions for Grant Aid dollar lines of materiel. Excluded are concurrent (initial) spare parts or other materiel requisitioned by the U.S. Army Security Affairs Command (USASAC) in accordance with AR 12-8.

b. Receive from USASAC requests for validation of requirements.

c. Perform functions under the FMS Program in accordance with the MAAG charter and departmental regulations.

1-22. FMS country representative (CR)

The FMS CR will be the point of contact for all matters on foreign military sales.

1-23. U.S. Army Security Affairs Command (USASAC)

USASAC will—

a. Prepare the requisitions for defined and dollar line programs authorized by DOD Military Assistance program (MAP) orders.

b. Prepare all FMS requisitions, except FMSO 2 and blanket (open end) cases.

c. Receive all security assistance requisitions prepared by MAAG or FMS country representatives. Edit, convert to the prescribed format, and send requisition to the proper supply activity.

d. Control requisitions and follow-ups to supply sources for security assistance requisitions.

e. Receive supply and shipment status from supply activities.

f. Furnish supply and shipment status to security assistance customers.

g. Reconcile unfilled demands with ICPs and customers as required in chapter 11.

1-24. Inventory Control Points (ICPs)

Commanders of ICPs will—

a. Maintain stock to fill requisitions.

b. Ensure that end items are not introduced into an overseas command until the command has been adequately prestocked to support the equipment.

c. Monitor the flow of supply through CONUS to ensure that there are no delays.

d. Maintain liaison with USASAC, CONUS installations, Army commanders, and military ocean terminals (MOTs) on supply matters.

e. Expedite delivery of items under procurement, maintenance, repair, rebuild, and renovation.

f. Provide criteria and technical instructions to CONUS sources of supply for use in editing requisitions.

g. Furnish Army commands with reconciliation data for review of unfilled demands.

h. Maintain a cross-reference file of DODAAD to unit identification code (UIC).

1-25. Army Central Service Point

a. The ACSP will—

(1) Assign activity address codes on receipt of justified requests. Prepare and submit corresponding changes to the DOD Activity Address File (DODAAF) and DODAAD.

(2) Maintain a current, mechanized DODAAF for issuance and use as the Army control and reference source file.

(3) Edit, process, and forward DODAAF and DODAAD additions, deletions, and changes to DAAS.

(4) Receive, control, and send approved mechanized file changes issued by DAAS to selected Army major activities and installations.

(5) Inform Army commanders and requesting activities of activity address code assignments and DAAS mechanized file changes.

(6) Maintain classified address information and send to shipping and transportation activities on request.

(7) Receive, control, process, and forward to selected Army activities a mechanized document file of all addresses for FMS freight forwarders, country representatives, and Grant Aid requisitioners. Addresses are published in DOD 4000.25-8-M, MAPAD.

b. The Director, LOGSA (AMXLS-MSF) will maintain and publish a current file of project codes, and their meanings; this file is for use by all services and agencies.

1-26. Central procurement functions

Commanding officers of Army activities performing procurement functions, when preparing Army procurement or repair contracts, will—

a. Ensure that each contractor authorized to requisition or receive material is assigned an activity address code.

b. As required, prepare requests for assignment of contractor activity address codes. Request will be sent through command channels to the ACSP for approval and assignment.

c. On receipt of assigned code (*b* above), include it and associated clear-text address information in the contract, or in an amendment. Also, include instructions on the authority and procedures for use of the code and related information in preparing requisitions and supply documents.

1-27. DODAAF Army network stations

Commanders of installations designated as Army DODAAF network stations will—

a. Maintain a mechanized DODAAF and include all changes as received from the ACSP. Use file as an operating and reference file.

b. If serving as command central point for submitting command-initiated assignments and changes of activity address codes, receive or prepare and send to the ACSP all additions, deletions, and changes to the DODAAF requested by their command. Maintain suspense control and follow-up, as required, for requested changes.

c. Receive, control, and retransmit to command distribution points, the DAAS changes being distributed from the ACSP.

d. Perform those responsibilities outlined at chapter 9.

1-28. Requisitioning activities

Commanding officers of requisitioning activities will—

a. Assign PDs, consistent with FADs authorized by higher authority.

b. Review all assignments of PDs to ensure that they adhere to the provisions of this regulation.

c. Submit requests for assignments of activity address codes and inquiries for status or clarification of assignments, through command channels, to the responsible Army commander or activity.

Section III

Project Code Assignment

1-29. DA project codes

a. The Director, LOGSA controls, assigns, and issues DA project codes (*b* below).

b. Requests for the assignment of DA project codes will be forwarded to LOGSA in writing, using electronic/ARPANET mail whenever such facilities are available. When electronic/ARPANET mail is used, code the address to read: "rdte-dam@letterkenn-emhl-army.mil" and include the following information:

(1) Security classification of the project or program.

(2) Identification (meaning) of the project or program and name, if any.

(3) Detailed instructions for the use and explanation of project or program, to include:

(*a*) If entry of the assigned project code is mandatory by requisitioner.

(*b*) When the project code is to be used.

(*c*) Organizations required to use the assigned project code.

(*d*) Clear identification of project code(s) for Force Modernization (force-mod) program and stratifying PM owner assets (para *f* and *h* below).

(*e*) Reference of any documents establishing specific control for the project.

(*f*) An assembly point for shipment of project coded materiel, if applicable, and the DODAAC of the assembly point.

(4) Name of the activity within the Service that monitors or coordinates the project or program. The activity will provide its command name, electronic mail address, office symbol, project officer, if appropriate, and the DSN number of the point of contact.

(5) Effective date for the use of project code and the date of disuse. LOGSA will assign codes for a 1-year period in response to requests that indicate an "indefinite" or "continuous" termination date. Codes will not be assigned for periods exceeding 5 years. Project code requesters will review each code annually to determine its status and need for continued use. Reviews will be initiated by LOGSA. If a termination date is not known at the time of project code announcement, a date 1 year after the effective date will be used. This date may be extended at any time within the 1-year period.

(6) Other information that clarifies the need for and the use of the project code.

(7) Distribution of the project code assigned.

c. When the termination date of a project code is reached, the requisitioners will cancel unfilled requisitions and quantities by document number (chap 3). Unfilled requisitions that are not canceled will be processed for supply without the special handling shown by project code. When appropriate, project codes and requisitions will be canceled before the termination date.

d. All requirements for project codes will be sent to LOGSA, in writing, by electronic/ARPANET mail when such facilities are available, unless there is a need for an immediate or emergency code. Requirements for codes that meet the criteria of immediate or emergency may be placed by phone. During duty hours, requests may be given to the Chief, Logistics Data Analysis Division (or his or her delegated representative), LOGSA, DSN 570-9611 or commercial(717) 267-9611. During nonduty hours, requests may be given to the Letterkenny Army Depot staff duty officer, DSN 570-8800.

e. Individuals requesting codes via phone will provide complete information as required in *b* above. LOGSA will broadcast these in an operational immediate (00) message. Because of the impact of "00" messages, phone requests for codes must be limited to only those that fit the "immediate or emergency" criteria. Requests for codes that arrive at LOGSA in a priority message with a request for quick broadcast will be broadcast as priority. This provides a 1-day turnaround under normal circumstances during normal duty hours, and should suffice for most urgent requests. All codes that LOGSA provides via phone will be confirmed, in writing, on the next working day by the code requester with all data in *b* above.

f. Requests for "I" (INDIA) series project codes to be used to identify materiel to be forwarded to ASL/PLL unit materiel fielding points (UMFPs) for consolidation and subsequent shipment under the Force Modernization Program (FMP) must be so identified. Requests must indicate clearly the UMFPs that are involved. (See AR 700-120.) Information copies of requests for "Force Mod" codes

will be sent to HQAMC, ATTN:AMCLG-MSM. When requesting FMP Weapon System Project Codes, the request must include the applicable FMP Transportation Account Codes (TAC) published in DOD 4500.32-R, MILSTAMP, Vol II.

g. Requests for project codes to be used in fielding specific items of materiel will include proper nomenclature of the item, the model number, NSN, and LIN if one is assigned (see AR 700-120.)

h. Project Managers will request a project code for stratification of their assets on ICP accountable records in accordance with MACOM policy and procedures. Normally one code per PM will be assigned. PM owned asset project codes will be assigned in the "G" (GOLF) series. Codes will not be assigned for stratification of other types of assets, (e.g., USASAC owned materiel). An information copy of all requests for codes for PM owned assets stratification will be sent to LOGSA, ATTN:AMXLS-RSS; HQAMC, ATTN:AMCLG-MS and to LOGSA, ATTN:AMXLS-MSF.

i. When requesting activities have made or are making pre-arrangements with other services/agencies outside of Army concerning special recognition and exceptional processing requirements, the request will specify and identify the services/agencies involved. This is necessary to assist in determining what category code will be assigned to the project (para C-13d). All requests for codes that do not require the special handling described above will normally be assigned a category A project code (para C-13d(1)).

j. Requests for codes to be used by more than one service/agency in preparing requisitions will be so identified. Requests will be forwarded by LOGSA through HQ AMC to the DOD MILSTRIP System Administrator for consideration for assignment of a category "C" project code (para C-13d (3)).

k. Requests for project codes that are determined to be of special interest to JCS and would warrant assignment of a 9 series project code will be so stated and fully justified (paras 1-30b, 1-30h, and C-13). Requests will be forwarded by LOGSA through HQ AMC to the DOD MILSTRIP System Administrator.

1-30. JCS project codes

a. *General.* Normal project code procedures apply to JCS project codes. The main function of a JCS project code is to provide favored processing of requisitions (chap 2). Use of an authorized JCS project code on a requisition means preferred treatment is required in—

- (1) Making issue priority decisions against competing demands.
- (2) Processing materiel for shipment.
- (3) Transportation.

b. *General criteria for JCS project code assignment.*

(1) Allocation, at JCS level, of significant materiel or items that are on hand or are becoming available for issue when there are not enough resources to meet all needs (JCS project code series "9-Numeric-Alpha").

(2) Establishment and later release, at JCS level, of emergency reserve or specified purpose stocks that are on hand or are becoming available (JCS project code series "9-Alpha-Numeric").

(3) Directing support for a program, project, force, activity, or other designated purpose (JCS project code series "9-Alpha-Alpha," less 9BB and 9EE).

c. *Ranking by JCS codes.* Materiel assigned a JCS project code (b(1) and (2) above) will not be issued against a requisition bearing a JCS project code (b(3) above). *Exception: Authorization is granted in advance or specifically approved in response to a later request. If more than one JCS project code is effective at the same time, provide information on the priority ranking of the codes and their significance. A quarterly listing of JCS project codes and items under JCS allocation will be published separately, as applicable.*

d. *Controls over JCS codes.* Assignment and use of JCS project codes will be rigid and controlled. They must not become escalations of normal priorities. JCS project codes shall be assigned only to projects and programs clearly of direct interest to the JCS acting on behalf of the Secretary of Defense. Authorization for use of a JCS project code shall be for a specified period of time. The FADs

to be used with the JCS project code should be given in the authorization.

e. *Requests for JCS codes.* Requests for assignment of JCS project codes will be sent to the Joint Materiel Priorities and Allocation Board, an agency of the JCS. Requests will be submitted, as appropriate, through—

- (1) HQDA (DALO-PLO).
- (2) Unified or specified command headquarters.
- (3) JCS.
- (4) OSD.

f. *Action of the Joint Materiel Priorities and Allocation Board.* When a request for assignment of a JCS project code is received, the Joint Materiel Priorities and Allocations Board will approve or disapprove it. The board will develop the implementing procedures and authorization for issuance of a code and coordinate with the elements in e(1) above.

g. *Priority of shipment.*

(1) In accordance with chapter 2, JCS project codes will influence decisions on the priority of issuing, processing, and transporting materiel. The normal and main basis for determining requisition processing sequence will be the assigned PD 01 through 15, in descending order. Requisitions with the same PD will be processed the same as those bearing JCS project codes. Other requisitions will be processed according to standard procedures.

(2) To expedite the movement of materiel, routine shipping challenge procedures normally do not apply to that with assigned JCS project codes. To get prompt handling of such materiel and at the same time decrease the possibility of errors or hazards from erroneous shipments, get preauthorization notice of shipments when possible. This applies especially in cases of unusual quantities or materiel's. However, shipment challenge procedures should apply for situations that involve significantly and apparently erroneous actions.

(3) If priority problems cannot be resolved ((2) above) and more specific information is not available, the requisition with the earliest document number Julian date will be honored first.

h. *JCS code checklist.* In submitting or evaluating a request for assignment of a JCS project code, use the checklist below:

(1) General narrative background on the requirement and reason for a JCS project code.

(2) Specific identification of the problem. This includes items or types of materiel, quantities, time schedules, production schedules, stock on hand and due in status, unfilled demands and backlogs. Prognosis is provided or obtained in the areas below:

- (a) Requirements for materiel.
- (b) Depot and total stocks.
- (c) Production.
- (d) Transportation.
- (e) Need for special reporting and management system techniques.

(3) Detailed information, so far as possible, for each of the factors below. MILSTRIP definitions and terms in the glossary are used as much as possible to provide complete data and help in evaluating requirements.

(a) Activity name and code from which materiel is requisitioned—routing identifier code (RIC).

(b) Materiel required—stock numbers and description, unit of issue, and quantity.

(c) Military service and activity name of requisitioner—service code and unit identifier code (UIC).

(d) Military service and activity name of supplementary address—service code and UIC.

(e) Signal code—used with (c) and (d) above to show transportation shipping patterns. Also, describe any plan for special assembly and discharge points and dedicated transportation modes.

(f) Financial and funding data having an impact on project code assignment.

(g) Special monitoring or status maintaining activities—distribution code.

(h) Project code–number required, purpose, and other considerations such as need for sorting cargo at cargo–marshalling and destination points.

(i) Priority–PD codes. FADs assigned, and urgency of need considerations for the program, forces and materiel.

(j) RDD of schedule–expedited handling code, RDD, and RAD code considerations for the program, forces, and materiel.

(k) Remarks–advice code and other special instructions and considerations.

(4) Specific recommendations on the requested JCS project code as shown below:

(a) The number and type, as described in the basic memorandum, of JCS project code.

(b) Project name, if any.

(c) Service monitor or coordinator.

(d) Effective date.

(e) Termination date, if appropriate.

(f) Special reporting and other requirements.

Section IV

Approved and Proposed Military Standard Systems (MILSYSTEMS) Changes

1–31. MILSYSTEMS change DA focal point

AMC is the Army focal point for MILSYSTEMS as designated by DOD and DA. AMC will—

a. Represent DA at DOD MILSYSTEMS meetings.

b. Staff approved and proposed changes with DA functional and implementing activities.

c. Prepare the DA responses on DOD approved and proposed MILSYSTEMS changes.

1–32. MILSYSTEMS change processing time–frames

a. The applicable MILSYSTEMS committees review MILSYSTEMS proposed changes. Normally, they send the proposed changes

to the DOD logistics communities for review, comments, and recommendations as required.

b. MILSYSTEMS approved changes are normally sent to the DOD logistics communities for review and comment on an acceptable implementation date. These requests are staffed as received with implementing activities.

c. To ensure timely processing and response to DOD MILSYSTEMS correspondence, AMC will require suspense dates to meet the DOD DLSSD suspense. These suspense dates should allow the functional and implementing activities enough time to prepare comments and recommendations. Activities not responding by the suspense date will be considered as concurring in the proposed change.

d. MRSA will process proposed MILSYSTEMS changes, subsequent correspondence and actions related to the proposed change as outlined in paragraph 1–14.

1–33. MILSYSTEMS change DA functional and implementing elements

a. LOGSA will staff proposed and approved MILSYSTEMS changes with the DA functional and implementing activities. Functional activities should consider the change from the standpoint of the value and need for the change.

b. Implementing activities are concerned with the cost and system design, the development, and implementation of the programming.

c. A functional activity may also be an implementing activity. Functional and implementing activities are listed at figure 1–1.

d. Functional and implementing activities will—

(1) Maintain a current mailing address for staffing actions.

(2) Designate and maintain current, primary, and alternate points of contact.

(3) Send names and telephone numbers of alternate contacts to Cdr, AMC, ATTN: AMCLG–MS, 5001 Eisenhower Avenue, Alexandria, VA 22333–0001, and Director, LOGSA, ATTN: AMXLS–RSS, Redstone Arsenal, AL 35898–7466 within 30 days of the date of change.

Commander-in-Chief:

*U.S. Army Europe, ATTN: AEAGD-SM, APO New York 09403-0104

Commander:

- *Eighth U.S. Army, ATTN: FKJ4-MS-S, APO San Francisco, CA 96301-0009
- *U.S. Army Pacific Command, ATTN: APLG-MM, Fort Shafter, HI 96358-5100
- *U.S. Army Japan, ATTN: AJGD-SH, Camp Zama, Japan, APO San Francisco, CA 96343-0054
- *U.S. Army South, ATTN: SOLG-L, APO Miami 34004-5000
- *U.S. Forces Command, ATTN: FCJ4-SMS, Fort McPherson, GA 30330-6000
- *U.S. Army Training and Doctrine Command, ATTN: ATPL-MS, Fort Monroe, VA 23651-5000
- *U.S. Army Materiel Command, ATTN: AMCLG-MS, 5001 Eisenhower Avenue, Alexandria, VA 22333-0001
- *U.S. Army Communications and Electronics Command, ATTN: AMSEL-LC-MMD-S, Fort Monmouth, NJ 07703-5000
- *U.S. Army Missile Command, ATTN: AMSMI-LC-PP-P, Redstone Arsenal, AL 35898-5000
- *U.S. Army Armament Munitions and Chemical Command, ATTN: AMSMC-MMD-L, Rock Island, IL 61299-6000
- *U.S. Army Armament Munitions and Chemical Command, ATTN: AMSMC-DSP-C, Rock Island, IL 61299-6000
- *U.S. Army Aviation and Troop Command (TROOP), ATTN: AMSAT-I-ST, 4300 Goodfellow Boulevard, St. Louis, MO 63120-1798
- *U.S. Army Aviation and Troop Command (AIR), ATTN: AMSAT-I-SA, 4300 Goodfellow Boulevard, St. Louis, MO 63120-1798
- *U.S. Army Tank-Automotive Command, ATTN: AMSTA-FDTQ, Warren, MI 48090-5000
- *U.S. Army Test and Evaluation Command, ATTN: AMSTE-LG-S, Aberdeen Proving Ground, MD 21005-5055
- **U.S. Army Depot Systems Command, ATTN: AMSDS-LO, Chambersburg, PA 17201-4170
- **U.S. Army Systems Integration and Management Activity, ATTN: AMXAL-L, P.O. Box 1578, St. Louis, MO 63188-1578
- *U.S. AMC Logistics Support Activity, ATTN: AMXLS-RS, Redstone Arsenal, AL 35898-7466
- *U.S. Army Aviation and Troop Command, ATTN: AMSAT-I-STGA, New Cumberland, PA 17070-5008
- *U.S. Army Def Commissary Agency, ATTN: RMA, Fort Lee, VA 23801-6300
- *U.S. AMC Installations and Services Agency, ATTN: AMXEN-S, Rock Island, IL 61299-7190
- *Military Traffic Management Command, ATTN: MT-LOL, Falls Church, VA 22041-5050
- **U.S. Army Health Services Command, ATTN: HSLO-MS, Fort Sam Houston, TX 78234-6000
- *Military District of Washington, ATTN: ANLOG-SM, Cameron Station, Alexandria, VA 22304-5050
- **U.S. Army Information Systems Command, ATTN: AS-LO-O-SA, Fort Huachuca, AZ 85613-5000
- **U.S. Army Security Affairs Command, ATTN: AMSAC-OL-SP, 3d Street and "M" Avenue, Building 54, New Cumberland Army Depot, New Cumberland, PA 17070-5096
- *U.S. Army Logistics Evaluation Agency, ATTN: LOEA-OS, New Cumberland, PA 17070-5007
- **U.S. Army Logistics Center, ATTN: ATCL-S, Fort Lee, VA 23801-6000

Chief:

- **U.S. Army Systems Integration and Management Activity, ATTN: AMXLS-LGS, AMXLS-LILL, Chambersburg, PA 17201-4180
- **HQDA(DASG-HCL), WASHINGTON DC 20310-2300
- *HQDA(DAAR-LO), 1815 N. Fort Myer Drive, Arlington, VA 2209-1805
- **HQDA(NGB-ARL-P), WASHINGTON DC 20310-2500

Director:

- **Finance and Accounting (OASA(FM)), ATTN: SAFM-FAP-IS, SAFM-FAP-A, Indianapolis, IN 46249-1036
- **U.S. Army Engineering and Housing Support Center, ATTN: CEHSC-FB-I, Fort Belvoir, VA 22060-5580

*A functional activity.

**Both a functional and an implementing activity.

Figure 1-1. DA Functional and Implementing Activities

Chapter 2 Uniform Material Movement and Issue Priority System (UMMIPS)

2-1. Uses of UMMIPS

This system—

a. Establishes maximum requisition processing and materiel movement time standards (tables 2-1 and 2-2) for all DOD activities.

b. Provides a basis for managing movement of materiel throughout the DOD distribution system.

c. Ensures that materiel requirements are processed according to—

- (1) The mission importance of the requiring activity.
- (2) The urgency of need.
- (3) Specific management considerations.

2-2. Policies

a. The UMMIPS will be used in logistics operations during peacetime and war.

b. All levels of logistics management will be responsible for maintaining an effective and credible priority system. In addition, all levels will ensure that operating levels apply UMMIPS criteria in this chapter.

c. Materiel will be given to users on time, subject to constraints and capability. The UMMIPS time standards in this chapter will be overall logistics system limits for the supply of materiel needs. Operational systems will be designed to meet and, when possible, to surpass these time standards.

d. The means of transportation for materiel will be selected in accordance with DOD Directive 4500.32-R, Vols I and II and AR 55-355.

e. Contracts for deliveries from commercial sources will be governed by the Federal Acquisition Regulation (FAR) and Army FAR supplement. The materiel required date is the interface between UMMIPS and rated industrial orders procedures. UMMIPS priority designators will not be used as industrial priority ratings and may not be cited to contractors or in contracts.

f. UMMIPS will be used as supplement to JCS and Military

Service guidance on overall distribution of end items to forces and activities.

2-3. Responsibilities

a. The Office of the Assistant Secretary of Defense (Installation and Logistics) (ASD (I&L)) will—

(1) Oversee effective and efficient implementation of UMMIPS and compliance with established system requirements.

(2) Resolve all requests for deviation or exemption from UMMIPS submitted by DOD components and other Federal agencies.

(3) Establish criteria to distribute critical materiel in the DOD system to resolve competing needs among DOD components and foreign governments or non-DOD Federal agencies.

(4) Issue criteria, in coordination with the JCS, when temporary situations require supplemental UMMIPS provisions. This is to ensure delivery of selected items quickly needed for a mission or operation, or for a program vital to DOD or national objectives.

(5) Schedule periodic reviews of UMMIPS operations—

(a) To make sure they are understood and applied the same way at all levels,

(b) To analyze the validity of established time standards, and

(c) To improve and simplify UMMIPS.

(6) Coordinate policy guidance, instructional materiel, and system requirements within the OSD as appropriate.

b. The Joint Chiefs of Staff will—

(1) Supervise overall implementation of Secretary of Defense guidance on assignment of UMMIPS Force/Activity Designators (FADs) to the United States (US) and foreign country forces and activities. This includes—

(a) Recommending for the approval of the Secretary of Defense the forces, activities, programs or projects to which FAD I should be assigned.

(b) Assigning FADs to the US and foreign country forces and programs and projects based on approved OSD guidance.

(c) Giving authority to heads of DOD components and other Federal agencies, if necessary, to assign FADs II through V to their own US forces units.

(2) Conduct annual audits of each FAD assignment to ensure they are validly assigned. When required, conduct reviews to ensure that FADs assigned by the Military Services and Defense agencies are similar.

(3) Through the Joint Materiel Priorities and Allocations Board, set up, change, or recommend priorities for distribution of materiel in the DOD system when competing needs among DOD components cannot be resolved at those levels.

c. Headquarters, DA, Deputy Chief of Staff for Operations and Plans (DCSOPS) will—

(1) Set up a single office mainly responsible to act as focal point for:

(a) Overseeing the assignment of FADs II through V to units in DA, if this authority has been granted by the JCS.

(b) Overseeing the use of the UMMIPS throughout DA.

(c) Evaluating all suggested UMMIPS changes originating in DA.

(d) Developing and submitting to the ASD (I&L) a DA position on all system revision proposals.

(2) Develop and publish implementing regulations that conform to UMMIPS criteria, and that are easily applied at the operating levels where UMMIPS is used.

(3) Conduct continuing internal training programs to make sure UMMIPS is effectively and accurately applied.

(4) Set up programs of command and administrative audits and inspections to review internal operations; the objective is to eliminate and prevent abuses, misapplication, and misunderstanding of UMMIPS.

(5) Enforce accurate use of UMMIPS through punishment for deliberate misuse of the system.

(6) Conduct semiannual reviews to make sure FADs are properly assigned to units in DA.

(7) Provide representation to joint development efforts and periodic evaluation of UMMIPS.

d. The GSA has agreed to act as UMMIPS focal point for non-DOD Federal agencies and will implement UMMIPS through publication in the FEDSTRIP Operating Guide.

2-4. UMMIPS standards

a. UMMIPS covers interservice supply support operations and applies to items managed by Military Services, Defense agencies, and GSA. Standards apply to items in stock and available for issue. Actual shipping of stocked procurement appropriation Army (PAA) items, such as those below, will conform as nearly as possible within the time cycle segments (tables 2-1 and 2-2):

(1) Items that require special lift equipment (e.g., tanks and cranes).

(2) Items that require special processing and handling (e.g., missiles and ammunition).

b. Requisitions for nonstocked items should allow for procurement lead-time (PROLT) as part of the order and shipping time. For these items, requisitioners will use the stocked item time standards prescribed in this regulation. When the NICP receives the requisition, the item manager will revise the delivery date to allow for PROLT, and inform the requisitioner. The requisitioner will use the revised delivery date in determining timely supply performance for items furnished through procurement.

c. New or replenishment procurement procedures will be based on delivery schedules agreed on between the Defense procuring activity and the contractor. The materiel required date will provide the connection between UMMIPS and related industrial order procedures.

d. This system implies that special handling and high-speed transportation will normally be used to meet the needs of the operating forces for PDs 01-08. However, the Deputy Secretary of Defense approved a change in 1987 to reduce the amount of premium transportation dollars to be spent for PD 01-08 requisition shipments. The change requires that PD 01-08 requisitions that do not contain a valid required delivery date (RDD)/required availability date (RAD) entry (e.g., 999, 555, N, or E in rp 62) or a JCS project code, be processed by routine distribution and transportation standards (PD 09-15 standards). To assist commanders when a valid RDD/RAD or JCS project code does not apply, and expedited transportation is required to meet mission needs, the change established a new Expedited Transportation Signal designator of "777." Army operating elements will use "777" in PD 01-08 requisitions only to support operational reconstitution's (see FM 100-16). This change only affects the storage and transportation processing segments. Materiel allocation and NICP processing will remain the same for the PD indicated in the requisition. For routine handling, cost-favorable transportation will be used generally to move materiel with PDs 09-15. During emergencies the time standards and mode prescribed may be temporarily changed by OASD (P&L).

e. The assignment of a project code for priority purposes is prohibited except as directed by the Joint Chiefs of Staff. Project codes will be assigned in accordance with section III, chapter I.

2-5. Request for deviation

Commanders will ensure that PDs are consistent with the FAD assigned and urgency of need designators (UND). The Deputy Chief of Staff for Logistics, DA (DCSLOG, DA) must approve any deviations.

2-6. The issue priority system

a. To meet materiel demands, it is necessary to identify the relative importance of competing demands for logistics system resources. The UMMIPS provides a way to express the relative rank of requisitions and materiel movement transactions. This is done by a series of 2-digit codes known as priority designators (see table 2-3). The increasing use of automatic data processing systems in handling supply and transportation information makes this code essential to the operation of the DOD distribution system. Thus, the

priority designator provides a means of giving relative ranking to competing demands.

b. The priority designator is based upon a combination of factors that show the mission of the requisitioner (FAD) and the urgency of need of the end use (Urgency of Need Designator (UND)). With certain exceptions, these two factors let the requisitioning activity determine the UMMIPS priority designator (Arabic number-). Guidance is also given for the use of priority designators in special requisitioning circumstances and for the retrograde movement of reparable and excesses. Together, the FAD and UND let the requisitioner determine the proper PD. (See table 2-3.)

2-7. Force/activity designator (FAD)

a. The FAD is a Roman numeral (I through V) which shows the mission essentiality of a unit, organization, installation, project, or program to meet national objectives. The urgency of need is not considered here.

b. Overall responsibility to assign and review FADs is given to the Secretary of Defense, DOD Staff, JCS, or DOD components. Within the Army, major commanders must ensure that FADs are properly assigned and applied. The lowest FAD needed to show relative importance of the force, activity, unit, or project will be assigned. Lower FADs will be assigned for segments of organizations, phases, or programs, or for individual situations where possible. Authorized PDs for retrograde movement of reparable or the return of excesses are shown in paragraph 2-21.

c. Five FADs ranging from I (the highest) through V (the lowest) are assigned as follows:

(1) FAD I will be assigned to the following:

(a) Programs which have been approved for top priority by the President as set forth in the BRICK-BAT Category of the latest DOD Master Urgency List (MUL). The automatic FAD ranking will continue as long as that program remains in the BRICK-BAT Category of the DOD MUL. When a program drops from the BRICK-BAT Category, the use of FAD I may continue for 90 days. This allows for uninterrupted processing of these requests that fall under (b) below. Continued use of the FAD I does not permit continued use of the BRICK-BAT Category (or the counterpart DX industrial priority rating). Ended use in that category is effective immediately.

(b) Units, projects, or forces, including foreign country forces, which have been specifically designated by the Secretary of Defense, as recommended by the JCS.

(2) FAD II will be assigned to the following:

(a) The US combat, combat ready and direct combat support forces deployed to or operating from areas outside the 50 States and adjacent waters. This includes Republic of Panama, and other areas designated by the JCS.

(b) Those Continental United States (CONUS) forces being kept in a state of combat readiness for immediate (within 24 hour-) employment or deployment.

(c) DA programs and projects, vital to DOD or national objectives, which are just as important as the elements in (a) and (b) above.

(d) Specified combat ready and direct combat support forces of foreign countries, as designated by the JCS.

(e) Federal agency programs that are vital to DOD or national objectives. These are designated by the Secretary of Defense.

(3) FAD III will be assigned to the following:

(a) All other US combat ready and direct combat support forces outside CONUS not included under FAD II.

(b) Those CONUS forces being kept in a state of combat readiness for deployment to combat prior to D + 30.

(c) DA programs and projects that are just as important as the elements in (a) and (b) above.

(d) Specified combat ready and direct combat support forces of foreign countries so designated by the JCS.

(e) Specific Federal agency programs designated by the Secretary of Defense.

(f) CONUS industrial maintenance and repair activities giving direct logistics support for forces in a state of combat readiness.

(4) FAD IV will be assigned to the following:

(a) U.S. forces being kept in a state of combat readiness for deployment to combat during the period D + 90.

(b) DA programs and projects which are just as important as the elements in (a) above.

(c) Specified combat ready and direct combat support forces of foreign countries so designated by the JCS.

(d) Federal agency programs which add to planned improvement of DOD or national objectives. These are designated by the Secretary of Defense.

(5) FAD V will be assigned to the following:

(a) All other U.S. forces or activities including staff, administrative, and base/post supply type activities.

(b) Approved programs of DA and Federal agencies not otherwise designated.

(c) Forces of foreign countries not otherwise designated.

(d) A force or activity can use the authorized higher FAD for up to 90 days before either of the following:

1. It is scheduled to deploy outside CONUS.

2. It is authorized to go from a lower to higher or FAD.

2-8. Urgency of need designators

The requisitioning activity determines the UNDs and shows the need of materiel requisitioned to accomplish its assigned military mission. The UNDs in table 2-4 will be used to requisition required materiel.

2-9. Priority designators (PDs)

a. PDs are determined by the combination of the assigned FAD and the UND. Table 2-3 shows all the PDs acquired from combining FADs and UNDs.

b. Under special circumstances, the PDs (table 2-5) may be used by all requisitioners. They will not be used to replenish stocks to meet authorized stockage levels.

Table 2-5
PDs for Use Under Special Circumstances

PD: 03

Materiel: Medical or disaster supplies or equipment

Required immediately to: Prolong life, relieve suffering, or expedite recovery of injury, illness, or disease. Avoid or reduce the impact of epidemics or similar potential mass illnesses or diseases when professionals believe the probability is imminent.

PD: 03

Materiel: Emergency supplies or equipment

Required immediately to: Control civil disturbances, disorder, or rioting.

PD: 06

Materiel: Emergency supply of individual and organizational clothing

Required immediately to: Provide a minimum of essential clothing to active duty members without the required clothing.

c. If local stocks are exhausted and the supporting activity must requisition an immediate end-use item for an activity with a higher FAD, the supporting activity may assign a PD in line with the FAD of the supported unit. This authority will not be used to routinely replenish the supported unit.

2-10. Control of priority designator use

a. Commanding officers of requisitioning activities are responsible for the following:

(1) The accurate assignment of PDs consistent with FADs assigned by higher authority and with the existing urgency of need.

(2) The validity of RDDs when assigned to requisitions.

b. Commanding officers of international logistics control offices receiving requisitions from MAP requisitioners are responsible for review of assigned priority designators and delivery dates.

c. Commanders or heads of DOD installations will either personally review, or delegate in writing, specific personnel to review all requirements based on UND A to certify an inability to perform mission. This review will be done before sending requisitions to the supply source.

d. Commanders may designate, in writing, members who will review all requirements based on UND B to affirm that the urgency has been accurately determined. If the commanders do not elect to name members, then they will review the requirements.

e. The above will be reviewed before sending the requisitions to the supply source.

f. A hospital or medical activity commander may authorize the senior medical logistics officer to affirm the requests.

g. Authorized members assigned by the commanding officers of requisitioning activities will review all requisitions with UND C to ensure proper PD assignment. This review will be made within 24 hours after submission of requisitions.

h. To maintain the integrity of the issue priority system, the amount of materiel included on PD 01 through 08 requisitions will be that needed to meet the immediate end-use requirements.

i. PDs 09–15 are the only authorized designators for replenishment-type requisitions.

j. Semiannually (March and October), commanders will review the FAD assigned to each unit in relation to its mission for appropriateness.

k. Commanders will, through command, administrative, and supply inspections, ensure that—

(1) FADs have been appropriately assigned and applied.

(2) UNDs have been properly applied to result in the proper use of PDs in requisitions.

l. At times, commanders will have local training seminars to review priority rules and discuss new and changed conditions by all personnel who assign UNDs.

m. Activities in the European and Pacific commands will enter the proper PD (01–15) on requisitions for emergency or urgent and routine stocks submitted to the Defense Program for Redistribution of Assets (DEPRA). Requisitions for deferred stocks (project, pre-positioned, reserve, and economic retention) submitted to DEPRA each month will contain PD 99.

n. Army requisitioners will use expedited transportation signal designation “777” only to support operational reconstitution’s. (See FM 100–16 for explanation of operational reconstitution.)

2–11. Standard delivery date (SDD)

The SDD is a maximum ending date by which normal processing and shipping will permit the consignee to receive and record the materiel. If the SDD will meet requirements, no RDD/RDP (conventional ammunition only) will be entered on the requisition. The requisitioner will assume, unless requisition status information shows otherwise, that the materiel will be delivered not later than the SDD. The SDD will apply for each PD indicated below. See exception for PDs 01–08 in paragraph 3–48.1.

Table 2–6
Determination of SDD for each PD

PD:: 01–03 CONUS or intratheater SDD from date of requisition to receipt of materiel:: 7 days Overseas SDD from date of requisition to receipt of materiel:: 11–12 days
PD:: 04–08 CONUS or intratheater SDD from date of requisition to receipt of materiel:: 11 days Overseas SDD from date of requisition to receipt of materiel:: 15–16 days
PD:: 09–15 CONUS or intratheater SDD from date of requisition to receipt of materiel:: 29 days Overseas SDD from date of requisition to receipt of materiel:: 67–82 days

2–12. Required delivery date (RDD), required availability date (RAD), and required delivery period (RDP)

a. The RDD is a date on which the materiel must be delivered to the requisitioner. It is always a date sooner or later than the computed SDD.

(1) An RDD shorter than the SDD for the PD used will be included only when the materiel must be delivered to a point by a certain date, to meet one of the conditions below.

(a) The departure date for a vessel or other carrier is such that future replenishment from current supply sources will not be practical.

(b) The deployment for an operational force by a fixed date.

(c) A firm commitment for delivery of materiel to a country taking part in international logistics.

(d) An emergency requirement for medical and disaster supplies to save life or prevent suffering and disaster.

(2) An RDD beyond the SDD may be assigned when planned requirements are beyond the normal order and shipping time for the area. Enter the proper PD in rp 60 and 61.

(a) When RDDs extend beyond PD time standards, express in terms of months from the last day of the month shown in the requisition date. Enter the number of months reflecting the extended RDD in rp 63–64 and an “X” in rp 62. The RDD will be the last day of the month reflected by the entry in rp 63–64. This RDD will indicate the latest acceptable delivery date and will not preclude earlier delivery if materiel is available. The supply or transportation activities will not change the RDD, and will make decisions based on the PD. When supply status is provided, the ESD will be in rp 70–73. Supply sources deferring supply support to the requisitioner will enter status code BP in rp 65–66 of the supply status transaction.

(b) When a requisitioner applies an extended RDD and materiel shipments are not to be released prior to 50 days before the extended RDD expires, enter an “S” in rp 62. The RDD will be the last day of the month shown in rp 63–64. The entry in rp 63–64 will indicate the number of months from the requisition date that the materiel is required (express as “01” for the first month, “02” for the second, etc.). Controls will be established to ensure that materiel is not shipped to arrive prematurely. Supply sources deferring supply support to the requisitioner will enter status code BP in rp 65–66 of the supply status transaction.

(3) For programmed overhaul or routine FMS stock, replenishment RDDs will be set to allow maximum time to procure long lead-time items. This will be consistent with overhaul schedules and the availability dates cited in FMS agreements.

(4) Supply and transportation activities should try to improve time standards, except when materiel would arrive prematurely ((2) above). The time to deprocess, test, and reprocess materiel for shipment will be kept to a minimum. It will be consistent with the requisitioner’s SDD or RDD.

(5) The RDD for Aviation Intensive Management Items (AIMI) will be the first day of the month of consumption (e.g., 001 for Jan; 032 for Feb, etc.).

(6) For subsistence, the RDD in rp 62–64 is a mandatory entry on all requisitions. The assigned RDD is the primary processing criteria, while the assigned PD dictates the precedence of internal supply processing action for requisitions having identical RDDs. (See paragraph C–14.) Processing subsistence requisitions based on RDD is in consonance with UMMIPS. Measurement of subsistence supply performance, based on the RDD, is not currently required by UMMIPS and is not reported through MILSTEP.

b. The RAD is a date by which end items and current spare parts must be available for sending to an International Logistics Program (ILP) recipient.

(1) RADs are firm commitment dates and will not be changed. Exceptions follow:

(a) For cross-servicing, the supply source will promptly furnish supply status DIC AE3, with status code B3, showing a true availability date. This will be for ILP requisitions or other documents that

contain an RAD with a shorter lead-time than when the materiel will be available.

(b) In intraservice transactions, except when authority has been directed through proper channels.

(2) RADs are expressed in months in rp 63–64, preceded by an “A” in rp 62. The actual date of materiel availability will be the last day of the cited month. For example, if the availability date is August 1980 and the requisition date is March 1979, the RAD will be “A17” with date “244.”

(3) The RAD will govern all supply actions after the decision to issue or procure has been made.

c. The RDP is a period of time that specifies the earliest and last acceptable date materiel can be delivered. The RDP is for conventional ammunition requisitions only. FMS and Grant Aid requisitions are excluded from RDP procedures. An RDP is established as outlined below and entered in rp 62–64 when required.

(1) Decide the last acceptable delivery date, then calculate how many days this date is past the date of the requisition. Assign this number of days to the last two positions of the RDP code (rp 63–64). (The RDP allows the last acceptable delivery date to reach up to, but not exceed 99 days past the date of the requisition.)

(2) Decide the earliest acceptable delivery date. Determine how many days this date is before the last acceptable delivery date. Match this number to the corresponding letter as shown below. Assign this letter to the first position of the RDP code (rp 62). The RDP code allows the earliest acceptable delivery date up to, but not greater than, 14 days before the last acceptable delivery date.

- (a) 1–B.
- (b) 2–C.
- (c) 3–D.
- (d) 4–G.
- (e) 5–H.
- (f) 6–J.
- (g) 7–K.
- (h) 8–L.
- (i) 9–M.
- (j) 10–P.
- (k) 11–T.
- (l) 12–U.
- (m) 13–V.
- (n) 14–W.

(3) In the above manner, a requisitioner may specify a required delivery period without the use of exception data. As an example, assume a requisition has a Julian date of 9125, and the last acceptable delivery date is 30 days after the date of the requisition (i.e., 9155), while the earliest acceptable delivery date is 2 days before the last acceptable delivery date (i.e., 9153). In this case, the last two positions of the RDP code would be “30,” and the first position would be “C” (i.e., 2 days before 9155, the last acceptable delivery date). The RDP code would appear on the requisition as “C30.”

2–13. Performance standards

a. Tables 2–1 and 2–2 show the UMMIPS order and shipping time standards set for supply of materiel. The time for these standards extends from the date of requisition to the date a physical receipt is posted to the requisitioners inventory record. This holds for both CONUS and overseas processing.

b. These standards, broken out by PD for CONUS and overseas processing, are based on cycle time segments which add up to the maximum allowed SDD for each PD, as stated in paragraph 2–11. Each segment is defined by a constant date in an original document or a definite processing action. These cycle segments are also further defined in the glossary of this regulation. Cycle segments 3 and 4 (tables 2–1 and 2–2) cover from the time the supply source receives the requisition to the time the materiel is ready for shipment and is available to the transportation officer (direct pick up), or is shipped parcel post.

c. Tables 2–1 and 2–2 show the activities responsible and the maximum time allowed for each segment of the order and shipping time cycle. This provides standards for management evaluation of

performance by each cycle segment. The standards are assigned for normal processing of requisitioned items. Effectiveness of system operations will be measured against them. If data collected shows that they are unrealistic, DA will propose to DOD new standards developed from actual system operations. High priority shipments diverted to surface movement are to be measured as PDs 09–15 under the performance standards. (See note 7, table 2–1, and note 5, table 2–2, for the type of shipments that receive diversion considerations.) Type hold code K will be applied to diversions to surface movement due to characteristics of materiel that preclude air shipment (see para C–40).

d. Recommended changes to these standards will be submitted in accordance with paragraph 1–5.

e. The overall objective of the UMMIPS time standards is to provide guidance to meet a customer’s demand within the time allowed for any given priority. Each processing function has been assigned a segment of the total time available. Individual segment standards should not be considered rigid, however, when subsequent savings in time and improved service can be achieved. Each processing activity should try (considering limitations imposed by higher authority) to recover time lost in processing by previous activities.

f. Army standards for moving Army sponsored materiel through the DSS/ALOC system are more stringent than the DOD UMMIPS standards for issuing PDs 09–15 requisitions. (See table 2–7.)

2–14. Combination of time segments

a. To permit time trade-offs between ICP availability determination and depot or storage site processing, the total supply source time may be regarded as a single time. However, processing timeliness at ICPs and depots will continue to be measured separately.

b. Containerization and consolidation, when done before the materiel is received by a POE, must be within the timeframes set for depot or storage site processing and transportation hold and CONUS intransit.

c. The time standards for depot or storage site processing and transportation hold and CONUS intransit may be combined for processing shipments under priority designators 09–15. This combined segment extends from the date that the materiel release order (MRO) is transmitted to the depot or storage site until the date that materiel is received by the CONUS or Canadian requisitioner, or by the POE (for overseas requisitions). To measure ontime performance, the times for these time segments will be combined into a single time. The depot and transportation processing will be considered on time if materiel is delivered before the total of these timeframes expire. This allows a part of the transportation time to be used to consolidate MROs in the depot computer before actual processing.

d. Overseas shipment and delivery will be reported as one segment. (This is from date of receipt by a CONUS POE until the date of delivery at the overseas requisitioning installation.) This will hold true until the Military Supply and Transportation Evaluation Procedures (MILSTEP) establishes proper implementing procedures.

2–15. Performance evaluation

a. Military Supply and Transportation Evaluation Procedures (MILSTEP) is the standard DOD performance data collection system. This system will measure logistic system ability to meet UMMIPS standards by producing proper effectiveness reports.

b. Measures of logistics systems performance will be separate for stocked item requisitions filled promptly and those delayed due to stock nonavailability.

2–16. Judicious application of priority designators

The time schedules for PDs 01–08 require that the requisition receive special handling and high-speed transportation if necessary. Special consideration disrupts normal requisition processing and materiel delivery schedules. Commanders will ensure that PDs 01–08 are correctly applied. They will also ensure that the requisitioner does not use PDs 01–08 to rectify mistakes or substitutes for effective advance planning.

2-17. Communications

The methods of communication below will be used to send requisitions to the supply activity. (The order of preference is in para 3-63.) Communications precedence applies to both data pattern and narrative messages.

a. *PDs 01-08.* Use the fastest means available. This includes transceiver, teletype, cable, and courier. Normally, requisition documents with PDs 01-08 will be transmitted under communication precedence "Priority." Telephone requisitions may be submitted for PD 01-03 and only under the conditions specified in paragraph 3-9a.

b. *PDs 09-15.* Consistent with geographical considerations, PD, and SDD, or RDD/RDP (conventional ammunition only) assigned, use teletype, cable, transceiver, courier and U.S. mail. "Routine" will also be used.

c. *All issue documents that cite PDs.* Communication precedence assignments for all issue documents that cite PDs are shown in table 2-8. This will ensure that PDs 01-08 are not intermixed with routine communication traffic.

Table 2-8
Communication of Precedence Assignments for All Issue Documents Citing PDs

Documents: All
UMMIPS priority designators: 01-08
Normal precedence: Priority
MINIMIZE (see notes 1 and 2): Priority

Documents: All
UMMIPS priority designators: 09-15
Normal precedence: Routine
MINIMIZE (see notes 1 and 2): Routine

Documents: All without UMMIPS Priority Designator except as in table 4-1
UMMIPS priority designators: None
Normal precedence: Routine
MINIMIZE (see notes 1 and 2): Routine

Notes:

¹ Electrical transmission is authorized with indicated precedence, unless MINIMIZE is specifically imposed on MILSTRIP destined for the affected command.

² Requisitions, MROs, referral orders, redistribution orders, follow-ups, cancellations, MRDs, and MRC with a PD of 01-08 may be sent under "operational immediate." However, the commander on the scene must determine that the situation warrants.

2-18. Requisition date

Processing time standards are based on the timely receipt of requisitions. To evaluate the total performance, the requisitioning activity will date the requisition the day it is sent to the source of supply. For interservice supply support (ISS), the requisition date may be the same as the ISS interrogation date (not prescribed in this regulation). However, a computed RDD/RDP (conventional ammunition only) must be entered in rp 62-64.

2-19. Priority of processing demands

a. Supply sources and other supporting activities will use tables 2-1 and 2-2 in processing requisitions to meet the standards. Requisitions that contain PDs 01-03 and Not Mission Capable Supply (NMCS) requirements with PDs 04-08 will be processed 7 days a week, 24 hours a day. All other requisitions will be processed during the normal 5-day workweek, 8-hour workday. Work shifts may be adjusted based on volume to meet UMMIPS timeframes. Army processing activities will ensure that they have the capability to process requirements 7 days a week, 24 hours a day to meet authorized contingency plans; to do this, commanders of these activities may create timely and responsive "on call" staffing programs. Information processing systems will continue to be scheduled and operated to ensure the daily flow of information to customers.

b. Requisitions that contain PDs 01-03 will be issued to zero balance of peacetime operating stocks. Requisitions that contain PDs

04-08 will be issued to the control level established to protect assets for these requisitions. Requisitions that contain PDs 09-15 will be met through issues to the control level on peacetime operating stocks.

c. The order of processing for ALOC materiel release orders (MROs) at the depot will require identifying the DODAAC as ALOC and processing issue PDs 09-15 MROs as issue PDs 04-08. In priority processing, the more stringent standards will apply. (See table 2-7.)

2-20. Transportation

a. Transportation activities will try to improve on the maximum times set for PDs. The mode of transportation will depend on the PD and the RDD/RDP (conventional ammunition only). Normally, the most economical mode will be used. The shipping and transportation control officers will determine the mode of transportation. Requesting activities normally will not cite the method of transportation for materiel in PDs 01-08.

b. The supplier will contact requisitioning activities to confirm high-speed transportation when any of the conditions below exist. Headquarters, Military Traffic Management Command (MTMC) will provide guidance in the use of MILSTAMP challenges of offerings under these conditions.

(1) Outsized dimensions (fig. B-2, MILSTAMP).

(2) Hazardous cargo (chap 8, MILSTAMP).

(3) Excessive weight (over 500 gross pounds of one line item in multiple packs).

(4) Improper commodities (e.g., printed matter, seasonal items out of season, office equipment, recreational and welfare items, and other items as designated by the JCS Joint Transportation Board).

(5) Suspected errors in data.

c. The types of shipments below are exempted from the challenge authorizations in b above.

(1) Dated items such as drugs, X-ray film, whole blood, and biologicals.

(2) Critical items when specifically broadcast by the JCS.

(3) JCS-designated project codes.

d. Shipping activities and clearance authorities will not cause entire shipments of PDs that are otherwise eligible for premium transportation to be delayed beyond 8 hours, pending completion of challenge. If this time will be exceeded because of distance and communication limitations, partial shipments may be moved promptly by premium transportation.

e. Time standard trade-offs between transportation and supply segments have promoted consolidation of SEAVAN containers at depots. Therefore, depots can allow more time for loading of containers. This is an incentive to plan more source-to-user SEAVAN loads with no sacrifice to the total order-ship time of depot performance.

2-21. Retrograde materiel movements

Returned materiel is moved without regard to the FAD of units involved. The main determinant of the PD is the importance of the materiel in the overall distribution system as designated by the DA materiel manager. PDs 03, 06, and 13 are prescribed for this use.

a. PD 03 is used to return critical and approved intensive management items. (This includes serviceable local excesses of these items.)

b. PD 06 is used to return materiel that the manager identifies as qualified for automatic return to the distribution system.

c. PD 13 is used in the routine return of materiel not covered in a or b above (except surplus and scrap). For example, the return of local excess stocks to the supply distribution system.

2-22. Contractor use

a. When a contract provides that a commercial contractor will requisition Government Furnished Materiel (GFM) from the Army distribution system, the contracting officer will advise the contractor of the PD to be shown on requisitions. The advice will include—

(1) The FAD of the national priority program or force/activity for which the contract is prepared.

(2) Potential urgencies of need.

b. Army supply sources will process the same as prescribed in paragraph 2-19. This will be done to meet the delivery requirements on contractor requisitions.

**Table 2-1
Maximum Overseas Order and Shipping Time Allowances for Troop Support and ILP Requisitions (note 1)**

PDs	01-03	04-08	09-15	09-15	Responsible agency
Emphasis required	7-day work-week, 24-hour work-day (See note 3.)	Regular work-week, regular shift workday	Regular work-week, regular shift workday	For use only when shipments are consolidated at origin into SEAVAN containers	
Cycle segments Area (see note 2.)	Calendar Days A B C	Calendar Days A B C	Calendar Days A B C	Calendar Days A B C	
1. Requisition submission—from the date of requisition to the date of receipt by the initial wholesale supply source.	1 1 1	1 1 1	2 2 2	2 2 2	Oversea command
2. Passing action—from the date the initial supply source receives the requisition until receipt by ultimate supply source.	1 1 1	1 1 1	2 2 2	2 2 2	USASAC for MAP (initial source when appropriate)
3. ICP availability determination—from receipt of the requisition by the ultimate supply source until the date an MRO is sent to the depot. See note 4.	1 1 1	1 1 1	3 3 3	3 3 3	Ultimate source
4. Depot storage site processing—from the date the MRO is sent to the depot until the date materiel is available to the transportation officer. See notes 4, 5, and 11.	1 1 1	2 2 2	8 8 8	23 23 23	Storage activity
5. Transportation hold and CONUS intransit to port of embarkation (POE)—from the date materiel is available to the transportation officer until the date of receipt by the POE. (This includes time consumed in offer/traffic release procedures.) See notes 5, 6, 7, 10, and 11.	3 3 3	6 6 6	13 13 13	13 13 13	Transportation activity
6. Overseas shipment/delivery—from the date of receipt of materiel by the CONUS POE until the date the materiel is delivered to the overseas requisitioning installations. See notes 6,7, and 8.	4 4 5	4 4 5	38 43 53	23 28 38	Transportation activity
7. Receipt pickup time—from the date of receipt of materiel at destination until the date it is recorded on requisitioner inventory records.	1 1 1	1 1 1	3 3 3	3 3 3	Oversea command
TOTAL (cycle segment 2 not included). See notes 6 and 9.	11 11 12	15 15 16	67 72 82	67 72 82	

Notes:

¹ DSS/ALOC order ship time (OST) requirements are in table 2-7.

² Area A: Alaska, Hawaii, South America, Caribbean, and North Atlantic, Area B: Europe, Mediterranean, and Africa. Area C: Pacific.

³ NMCS requirements with PDs 04-08 will be processed based on a 7-day workweek, 24-hour workday basis.

⁴ To permit time tradeoffs between segments 3 and 4, the total supply source time may be regarded as a single entity. However, processing timeliness at ICPs and depots will continue to be measured separately.

⁵ Containerization and consolidation, when required, must be within the timeframes for these segments.

⁶ Time standards for PDs 09-15 apply when cargo is diverted to surface movement.

⁷ High priority requisitions will be diverted to surface movement only when: (1) a temporary, blanket authorization is granted by JCS or the cognizant CINC, (2) a specific authorization is by the requisitioner, or (3) the characteristics of the materiel preclude air movement due to size, weight, or hazard classification. (See paragraph 2-13c.)

⁸ Includes POE hold time, materiel loading time, overseas transit time, materiel unloading time, POD hold time, and intratheater transit time.

⁹ Cycle segment 2 should be added only when passing action is between wholesale supply sources.

¹⁰ NMCS/ANMCS shipments will use overnight/next day delivery service whenever possible.

¹¹ PD 09-15 time standards apply for PD 01-08 requisitions when '777' or a valid RDD/RAD entry is not contained in rp 62-64, except for ILP requisitions. (See para 3-48.1.)

Table 2-2

Maximum Order and Shipping Time Domestic Requisitions (including Canada) and Oversea Intratheater Fill (note 1)

PDs	01-03	04-08	09-15	
Emphasis required	7-day workweek, 24-hour workday (See note 3.)	Regular work-week, regular shift workday	Regular work-week, regular shift workday	Responsible agency
Cycle segments	Calendar Days	Calendar Days	Calendar Days	
1. Requisition submission—from the date of requisition to the date of receipt by the initial wholesale supply source.	1	1	2	Requisitioner
2. Passing action—from the date the initial supply source receives the requisition until receipt by ultimate supply source.	1	1	2	Initial source (when appropriate)
3. ICP availability determination—from receipt of the requisition by the ultimate supply source until the date an MRO is transmitted to the depot. See note 4.	1	1	3	Ultimate source
4. Depot/storage site processing—from the date the MRO is sent to the depot until the date materiel is available to the transportation officer. See notes 4 and 9.	1	2	8	Storage activity.
5. Transportation hold and intransit—from the date materiel is available to the transportation officer until the date of receipt by the requisitioning installation. See notes 5, 6,8, and 9.	3	6	13	Transportation activity
6. Receipt pickup time—from the date of receipt of materiel at destination until the date the materiel is recorded on requisitioner inventory records.	1	1	3	Requisitioner receiving unit
TOTAL (cycle segment 2 not included)	7	11	29	

Notes:

- ¹ The standards contained on this table apply to oversea requirements satisfied from theater stocks; intratheater fill.
- ² DSS order ship time requirements are in table 2-7.
- ³ NMCS requirements with PDs 04-08 will be processed on a 7-day workweek, 24-hour workday basis.
- ⁴ To permit time tradeoffs between segments 3 and 4, the total supply source time may be a single entity. However, processing timeliness at ICPs and depots will continue to be measured separately.
- ⁵ Time standards for PD 09-15 apply when cargo is diverted to surface movement. High priority requisitions will be diverted to surface movement only when (1) a temporary, blanket authorization is granted by JCS or cognizant CINC, (2) a specific authorization is provided by the requisitioner, or (3) the characteristics of the materiel preclude air movement due to size, weight, or hazard classification. (See paragraph 2-13c.)
- ⁶ CONUS intransit and movement of items applied to intratheater fill.
- ⁷ Supply source processing may be exceeded for PD 09-15 requisitions in order to permit consolidation of shipments as long as delivery to the consignee can be accomplished within the RDD or SDD.
- ⁸ NMCS/ANMCS shipments will use overnight/next day delivery service whenever possible.
- ⁹ PD 09-15 time standards apply for PD 01-08 requisitions when '777' or a valid RDD/RAD entry is not contained in rp 62-64. (See para 3-48.1.)

Table 2-3

Priority Designator Table (Relating UNDs to FADs)

UND	FAD	PD
A	I	01
A	II	02
A	III	03
A	IV	07
A	V	08
B	I	04
B	II	05
B	III	06
B	IV	09
B	V	10
C	I	11
C	II	12
C	III	13
C	IV	14
C	V	15

**Table 2-4
Urgency of Need Designators (UNDs)**

UND	Required for
A	Immediate end-use and without which the force or activity is unable to perform assigned operational missions, or such condition will occur within 15 days in the CONUS and 20 days overseas (note 1).
A	Immediate installation on or repair of mission-essential materiel and without which the force or activity is unable to perform assigned operational missions (note 1).
A	Immediate end-use to install or repair direct support equipment (such as ground support and firefighting) needed to operate mission-essential materiel (note 1).
A	Immediate end-use to replace or repair mission-essential training materiel and without which the force or activity is unable to perform assigned training mission.
A	Immediate end-use to replace or repair essential physical facilities of an industrial or production activity and without which it is unable to perform assigned missions.
A	Immediate end-use to avoid an existing work stoppage at industrial or production activities that manufacture, modify, or maintain mission-essential materiel.
A	Immediate end-use to avoid an existing work stoppage on a production line that repairs and maintains unserviceable, intensively managed or critical items.
UND	Required for
B	Immediate end-use and without which the capability of the force or activity to perform assigned operational missions is impaired (note 2).
B	Immediate installation on or repair of mission-essential materiel and without which the capability of the force or activity to perform assigned operational missions is impaired (note 2).
B	Immediate end-use to install or repair auxiliary equipment.
B	Immediate end-use to replace or repair mission-essential or auxiliary training equipment and without which the capability of the force or activity to perform assigned missions is impaired.
B	Immediate end-use to replace or repair essential physical facilities of an industrial or production activity and without which the capability of the activity to perform assigned missions is impaired.
B	Precluding an expected work stoppage at industrial or production activities that manufacture, modify, or maintain mission-essential materiel.
B	Precluding an expected work stoppage on a production line that repairs and maintains unserviceable, intensively managed or critical items.
B	Immediate replacement of the safety level quantity of mission-essential items on allowance or load lists (e.g., prescribed load lists, spare kits, and station set) when the last item has already been issued out-of-bin to end-use.
B	Immediate stock replenishment at oversea forward area supply activities when customer mission essential stock levels go below the safety level and stock due in is not expected to arrive prior to stock on hand reaching a zero balance. The quantity ordered should be the minimum amount to keep a positive stock balance until due-in materiel arrives.
UND	Required for
C	On-schedule repair or maintenance manufacture or replacement of all equipment.
C	Replenishment of stock to meet authorized stockage objectives.
C	Purposes not specifically covered by any other UND.

Notes:

¹ These materiel requirements affect the readiness of mission-essential requirements. They actually result in a casualty report according to equipment readiness information systems authorized by the Office of the Secretary of Defense (OSD), JCS, and DOD component headquarters only.

² These materiel requirements directly affect the capability of the force or activity to perform its mission. It can temporarily accomplish assigned missions and tasks but with effectiveness and efficiency below the acceptable readiness levels determined by the DOD component headquarters.

**Table 2-7
DSS/ALOC Order Ship Time Objectives**

OVERSEA DSS ORDER SHIP TIME Cycle Segment	Europe DSS	Korea DSS	Okinawa DSS	Japan DSS	Hawaii DSS	Alaska DSS	Caribbean DSS	SETAF/NATO DSS
In-Theater processing	5	5	7	7	7	5	5	5
NICP processing	3	3	3	3	3	3	3	3
Depot processing	5	5	5	5	5	5	5	5
Intransit to CCP	2	3	2	2	2	2	2	2
CPP processing intransit to POE, POE processing	10	15	14	16	11	13	10	10
Intransit POE to POD	10	18	18	12	5	4	7	10
POD processing	2	2	1	1	1	2	2	2
Intransit to SSA	3	2	1	1	1	3	1	3
SSA processing	5	6	5	5	5	5	5	5
Total order/ship time (calendar days)	45	59	56	52	40	42	40	45

DA established DSS OST objectives for priority designators 09-15.

CONUS DSS ORDER SHIP TIME

Cycle Segment	CONUS DSS
Requisitioning and passing actions	4
NICP processing	3
Depot processing	5
Intransit to CRP	2

Table 2-7
DSS/ALOC Order Ship Time Objectives—Continued

OVERSEA DSS ORDER SHIP TIME Cycle Segment	Europe DSS	Korea DSS	Okinawa DSS	Japan DSS	Hawaii DSS	Alaska DSS	Caribbean DSS	SETAF/NATO DSS
CRP receipt to delivery (CONUS)								1
SSA processing								5
Total order/ship time (calendar days)								20
DA established DSS OST objectives for priority designators 09-15.								
ALOC ORDER SHIP TIME								
Cycle Segment	Europe	Korea	Hawaii	Alaska	Japan	Berlin	Turkey	Caribbean
In-Theater processing	4	5	3	3	5	4	4	3
NICP processing	2	2	2	2	2	2	2	2
Depot processing	3	4	4	4	4	3	3	3
Intransit to CCP	2	4	4	4	4	2	2	2
CCP processing	2	2	2	2	2	2	2	4
Intransit to POE	1	1	1	2	2	1	1	2
POE processing	2	2	2	2	2	2	2	2
Intransit POE to POD	1	2	2	1	2	3	4	1
POD processing	1	1	1	1	1	1	1	1
Intransit to SSA	1	1	1	1	1	1	1	1
SSA processing	4	4	3	4	4	4	4	4
TOTAL OST (calendar days)	23	28	25	26	29	25	26	25

Notes:

¹ ALOC shipments contain selected Class II and Class IX repair parts and Class VIII medical materiel only

² For any given period, the order ship time is calculated using only completed requisitions (i.e., the requisitioner has received the material). The average segment performance is calculated using all documents (completed and uncompleted) passing through each discrete segment in the same period. Therefore, the average segment performances will not sum to the order ship time.

Chapter 3 The Requisitioner

Section I Preparation of Requisitions

3-1. General

DD Form 1348, DD Form 1348M, and DD Form 1348-6 are the three basic forms used for requisitioning, follow-up, and cancellation. DD Form 1348-1 is the preferred form when requesting property directly from Defense Reutilization and Marketing Offices (DRMOs).

3-2. Use of DD Form 1348

a. Requisitioners who do not have EAM systems, ADP capabilities, or Mode V teletype will use DD Form 1348 (see table 3-1). Entries on this form will be typed or legibly printed. The manual requisition form can be either a 4-part or 6-part paper stock, EAM size, single-line document.

(1) All copies must have the same format.

(2) The original copy will be sent to the supply source. The requisitioner retains the other three or five copies for internal processing and control use (e.g., due-in posting, suspense records, and fund obligation documents).

(3) The data (overprinted) blocks are provided for multiple usage by the requisitioner and supply source. Each data block has a numeral in the upper left of the block or a letter in the lower left of each block.

(*a*) Blocks 1 through 22—prescribe the data the requisitioner must provide.

(*b*) Block 23—for use by supply sources only.

(*c*) Blocks A and B—for insertion of in-the-clear addresses. Enter the requisitioner's account number in block B, if applicable.

(*d*) Block C—a utility block for internal use. Enter internal data on internal copies only, to be retained by the requisitioner.

(*e*) Blocks D through K—for use by supply sources. Enter editing and supply status data.

(*f*) Blocks L through S and V— enter exception data for which no codes or combination of codes in blocks 1 through 22 suffice. (For

example, special instructions, technical or managerial data, justification or authorization for items when such requirement is imposed by the ICP or by the parent service of the requisitioning activity.) The requisitioner may use these blocks as utility blocks on retained copies, when those on the original copy are blank.

(*g*) Blocks T and U—when required, enter unit price and total price data respectively on copies to be retained by the requisitioner (copies 2 through 4 or 2 through 6). Unit and total price may also be entered on the original copy; in this case, they will also be entered in blocks T and U respectively.

b. Requisitioners having automatic data processing (ADP) or EAM systems facilities will use DD Form 1348M. The mechanical form is a standard EAM document size overprinted with the same data as the manual form. Requisitioners using this form may generate other transactions, or byproducts, to meet internal requirements.

(1) The data (overprinted) blocks are positioned to provide a means for keypunching written data directly into the transaction. This eliminates the need for coding sheets.

(2) The upper portion of the transaction provides for machine requirements as follows:

(*a*) The top line is for transceiver and keypunch 80-position interpretation.

(*b*) The top and second lines are for use with 60-position interpreters. When this equipment is used, all data will be interpreted as shown in table 3-1.

(*c*) In the data (overprint) blocks, the requirements of both the requisitioner and the distribution system are considered. Blocks A and B that are on the manual requisition (DD Form 1348) are not on the mechanical form. Therefore, the first alphabetic block identifier is "C." In all other respects, the blocks are the same as on the manual and mechanical forms.

3-3. SF 344 (Multiuse Standard Requisitioning/Issue System Document)

In addition to the criteria prescribed in paragraph 3-4a(1) below, this form will only be used when requisitioning multiple items.

3-4. Use of DD Form 1348-6

a. This form is used when—

(1) The requisitioning activity does not have facilities to electrically transmit documents in data pattern format, or when keypunch facilities are not available.

(2) Requisitioning non-NSN items that exceed the stock or part number field.

(3) Submitting a requisition for controlled substance/item with the intended application and complete justification.

(4) Submitting a new requisition in response to reject status codes CG or CJ.

(5) Requisitioning non-NSN lumber products and other materiel that must be identified and ordered by description only.

(6) Requisitioning NSN materiel requiring additional identifying information.

(7) The requisition coding structure does not provide sufficient data to assist the supply source in making supply decisions. Use of exception data will cause delays in supply of materiel since each transaction containing such data must be withdrawn from routine processing, reviewed for the exception, and continued in process after a decision has been made as a result of the review. Activities should not attempt to use exception data as a normal method for requisitioning materiel requirements. Limitations on the use of exception data are outlined in paragraph 3-12.

b. When exception data apply, DIC A05 or A0E will be used and entered in the proper blocks.

c. To aid in requisition processing, requisitioners will enter corresponding clear text address from the DODAAD or similar publication in block 10.

3-5. Use of DD Form 1348-1

This form is preferred when requisitioning materiel directly from DRMOs.

3-6. Elements of data

The manual and mechanical single line item requisition documents (DD Forms 1348, 1348M, and 1348-6) are composed of four elements.

a. Transmission data—the DIC, RIC, and M&S code.

b. Item data—the stock number, unit of issue, and quantity.

c. Document number and address data—the document number, demand code, supplementary address, and signal code.

d. Supplemental data—the fund code, distribution code, project code, priority designator (PD) code, required delivery date(RDD)/required delivery period (RDP) (conventional ammunition only), and advice code.

3-7. Narrative message requisitions

a. Narrative messages electrically transmitted will normally be used for PD 01-08 documents only. They may be used for PD 09-15 documents when airmail or other means will not suffice. Narrative messages will only be used on an exception basis, and only as a means for electrical submission of MILSTRIP documents in prescribed formats. These messages will be transmitted to wholesale supply sources only, not to the DAAS. Because of electrical garbling and possible human error in transcribing messages to transaction format, requisitioning by this means will be kept to a minimum.

b. Narrative messages will be limited to seven requisitions or the contents of a single page, whichever is greater. When exception data is required, DIC A0E/A05 will be used. Exception data will be entered on the line following the requisition to which it pertains. All requisitions listed must be for the same element within the recipient processing point, (i.e., the routing identifier codes must be identical on all requisitions).

c. The first line of the message will be the words MILSTRIP REQUISITIONS. Requisitions will be numbered consecutively, beginning with 1, followed by the first 66 columns of data. Slashes (/) will be used between the 18 fields of data as shown in para D-1a(fig. D-1).

d. Narrative requisitions will be sent by formatted teletype, which

is to be used only when the contents of a requisition can be accommodated in an 80-column transaction, and data pattern transmission capability is not available. (See para 3-8.)

e. Only authorized abbreviations will be used.

3-8. Formatted teletype message

a. Formatted teletype messages should only be used when—

(1) The contents of a requisition can be accommodated in an 80-column transaction.

(2) The data pattern transmission capability is not available.

b. The formatted teletype message is a fixed length transmission of 69 characters (rp 1-66) unless the terminal has been modified to accommodate 80 characters. This allows for one transaction or document per line without paragraph numbering. This type of message is not a machine-sensible transaction or document at the site of origin. However, when routed through DAAS by Mode V teletype, it can be converted to a data pattern message. When routing through DAAS, the content indicator code (CIC) must be IAZZ and language media format (LMF) TC (tape to card).

c. The formatted teletype message will use MILSTRIP document format; however, the use of a subject line is optional. Paragraph numbering will not be used and no slashes are used between data elements. Formats will not include the letters 'BLNK' for data elements that do not apply. The formatted teletype message can accommodate 450 MILSTRIP documents per message using any or all of these DICs A0_, AF_ (to include AFC), AT_, AC_ AK_, AM_, AP9, AS3, and ASZ (fig D-4).

3-9. Telephone requisitions

a. Telephone requisitions may be submitted only for PD 01-03 requisitions, and only when one or more of the following conditions exist:

(1) Data pattern and narrative message facilities are not available.

(2) Pilot pickup of materiel is planned within 24 hours.

(3) Exception data are absolutely necessary to convey the true urgency of the requirement and the exception data cannot be transmitted in an exception document.

b. When using the telephone, requisitioners will—

(1) Before transmission, prepare the requisition (DD Forms 1348, 1348M, or 1348-6) in accordance with paragraphs E-1, E-2, and E-3 (tables E-1, E-2, and E-3).

(2) Give all data in format sequence (i.e., DIC, RIC, M&S code, and stock number).

c. Supply source of telephone requisitions will record the data on DD Form 1348 and 1348M.

d. Telephone requisitions will not be confirmed.

3-10. Entries on requisition documents

Requisitioners will ensure that all required data are entered on the requisition (paras E-1, E-2, and E-3) (tables E-1, E-2, and E-3) before sending to supply sources.

3-11. Modification of requisitions

a. The requisitioner, supplementary addressee, or control office may prepare change documents to prior requisitions. They will be submitted when FADs are upgraded or downgraded and urgency of need has changed.

(1) Required dates for prior requisitioned materiel change due to unplanned or unforeseen emergencies. Such national and local emergencies are created for lack of materiel to—

(*a.*) Perform assigned operational missions or tasks.

(*b.*) Make emergency repairs to primary weapons and equipment.

(*c.*) Prevent work stoppage at industrial or production activities that repair, modify, or manufacture primary weapons, equipment, and supplies.

(2) When the emergency no longer exists, requisition priorities will be downgraded and RADs or RDDs/RDPs (conventional ammunition only) extended.

b. The requisitioner, supplementary addressee, or control office may initiate a requisition modifier to change the following fields of

previously submitted requisitions. (Restrictions for modifying GFM requisitions and associated transactions are contained in chap 16.)

(1) M & S code, rp 7. (Army FMS will always be 0).

(2) Supplementary Address, rp 45–50 (not applicable to FMS requisitions). *Note: Whenever the supplementary address is changed (i.e., in non-stockage list (NSL) requisitions where the direct support unit (DSU) changes), the distribution code entry in rp 54 may or may not change. (A supplementary address change will not generate and M&S code change unless the requisitioner specifically requests an M&S code change.) In addition, in the clear address changes will be submitted in accordance with chapter 9.*

(3) Country FMS Offer/Release Option Code, rp 46 (IL requisitions only).

(4) Freight Forwarder, rp 47 (IL requisitions only).

(5) Signal Code, rp 51.

(6) Fund Code, rp 52–53.

(7) Distribution Code, rp 54 (Army FMS will always read 'B').

(8) Project Code, rp 57–59.

(9) Priority Code, rp 60–61.

(10) RDD/RDP (conventional ammunition only), rp 62–64 (except subsistence requisitions).

(11) Advice Code, rp 65–66.

c. Entries in the DIC AM_ may differ from that in the original requisition only to reflect changes to one or any combination of the fields in paragraph 3–11b above. All data elements required for a requisition will be entered in the DIC AM_. If the supplementary address (rp 45–50), project code (rp 57–59), required delivery date/required delivery period (conventional ammunition only) (rp 62–64), or advice code (rp 65–66) are left blank in the AM_, these fields will be made blank in the original requisition. (Subsistence requisitions are excluded from RDD/RDP (conventional ammunition only) deletion provisions.) See paragraph E–24 (table E–26) for format and entries of an AM_ document. AM_ documents modifying exception data requisitions will include the exception data. Message AM_modifiers with exception data will be prepared as shown in para D–1a (fig. D–1).

d. During mass cancellations, DIC AM_ will be submitted as soon as possible for requisitions which require continued processing. These AM_ documents will contain “555” in the RDD field, rp 62–64. The RDD/RDP (conventional ammunition only) may not be changed to “555” after the effective date of the requested mass cancellations. However, modifiers submitted to change other data elements when the “555” has been previously entered, must perpetuate the expedited handling signal.

e. When control activities prepare changes, they will inform other interested activities of such action, such as the requisitioner and supplementary addressee. The change document will be sent to the last known source of supply.

f. Whenever requisitions are modified, all appropriate activities will be advised. In particular, the overseas gaining command must be advised to ensure the in-theater distribution plans and CCP load tables are updated.

3–12. Limitation on submission of exception data requisitions

a. To enable supply sources to process requisitions in a timely manner to meet issue priority group, standard delivery dates, or required delivery dates, requisitioners should attempt to limit repetitive submission of requisitions which contain exception data, particularly those which are to satisfy high-priority requirements. Requisitioners should use available MILSTRIP capabilities to ensure automated processes are used to the maximum extent possible. The processing of exception data requisitions is a resource intensive process that is prone to errors and generally delays required support.

b. Upon receipt of requisitions with the following as exception data, supply sources are authorized to delete such information, change the exception DIC to a nonexception DIC, and continue processing:

(1) Ship by commercial air.

(2) Ship by fastest traceable means.

(3) Do not use postal system.

(4) Ship overnight delivery.

c. Supply sources will process all requisitions under the standards prescribed by UMMIPS. Within UMMIPS time segment for transporting materiel, it is the shipper's prerogative to select the mode of shipment based on time, distance, item characteristics, and economic factors.

d. The repetitive use of the same exception ship-to address is an uneconomical way of doing business for all concerned. A separate DODAAC address of the involved activity should be changed and the resulting DODAAC(s) used on applicable requisitions. Activities having multiple locations will assign a separate DODAAC to each receiving location.

e. Authorized conditions for use of exception ship-to addresses are indicated below. Requisitions containing exception ship-to addresses other than those listed will be rejected with status code D6.

(1) Sales/donations/loans/issues of materiel to qualifying Federal, State, Civil Organizations, or individuals approved by Service Secretaries.

(2) Issues of nuclear assets as directed by DNA to DOE contractors.

(3) Materiel in Condition L to contractors.

(4) Issues required by a national emergency or natural disasters.

(5) Shipments of ammunition requiring special controls.

(6) Shipments to contractors for special testing.

f. Exception data will normally be limited to:

(1) Non-NSN requirements which exceed the stock or part number field and/or require additional information.

(2) Non-NSN lumber products and other commodities identified and ordered by description only.

(3) Authorization/identification for items when such requirement is imposed by the ICP or by the parent Service of the requisitioning activity.

(4) NSN items in FSCs 5510, 5520, and 5530 requiring specification data, such as species and/or grade.

(5) NSN requirements for additional identifying information, such requisitions initially rejected with status code CG or CJ.

(6) Requisitions for the Navy's LEVEL 1/SUBSAFE program and Nuclear Reactor Plant materiel's.

(7) NSN items for chemicals for boiler water and feedwater analysis.

(8) Requisitions used to establish a registered user with the ICP in a PICA/SICA situation.

(9) Requisitions for Marine Corps Pre-positioned War Reserve or Marine Corps Pre-positioning Ships Program.

(10) Requisitions from deployed Naval units with “R” or “V” in rp 30; “E,” “G,” or “W” in rp 40; 01, 02, or 03 in rp 60–61; and 999 in rp 62–64.

g. Commanders will approve or delegate in writing the specific personnel to approve the submission of exception data requisitions.

Section II Construction of Department of the Army Document Numbers and Supplementary Addresses

3–13. Document number

a. The numbering system used under MILSTRIP is the same for mechanical and manually prepared requisitions and related supply documents. See paragraph C–5a (table C–14) for detailed instructions.

b. The document number and the supplementary address and signal code provide the requisitioner the capability to identify the ultimate delivery point, user, or bill-to point. This is within the framework of these instructions.

c. The document number consists of 14 alphanumeric positions. This is a nonduplicative number comprised of the three elements below:

(1) *Requisitioner*. A 6-position, alphanumeric activity address code that identifies the preparer of the requisition. Depending on the signal code in rp 51, this field may also identify the address to

which materiel will be delivered(ship to) and the address of the bill-to point.

(2) *Date of the requisition.* A 4-position, numeric code that represents the date the requisition was sent to the initial supply source. The first digit shows the last numeric digit of the calendar year and the last three digits the numeric consecutive day (e.g., 9 July 1973 would be "3190"). See figure 3-7 for numerical calendar.

(3) *Requisition serial number.* A 4-position, alphanumeric code as signed by the requisitioner. Serial numbers will be assigned daily at the discretion of the preparer. Exceptions are provided in paragraph C-5 (table C-14). Duplicate serial numbers will not be assigned within the same date. The recipient will disregard duplicate document numbers.

3-14. Supplementary address

This is a six position, alphanumeric activity address code. It is constructed and assigned the same as the requisitioner code. The supplementary address is not part of the document number. However, it will be used to show the data below.

a. The bill-to point, when other than the requisitioner code. When this field is used as the bill-to point, use signal code B or K.

b. The ship-to address of a consignee, when other than the requisitioner code. When this field is used as the ship-to address, use signal code J, K, L, or M.

c. Internal data, meaningful only to the requisitioner (e.g., internal mark for funding, or other control data, or work order number). When this field is used for this purpose, enter the letter Y in the service designator field of the supplementary address and assign signal code A, C, or D. Meaningful internal codes will be assigned in accordance with major and major subordinate command instructions.

3-15. Signal code

This is a one-position, alphabetic code used as the ship-to address and bill-to point (para C-9)(tables C-19 and C-20).

3-16. Examples and use of requisitioner, supplementary address, signal code, and project code

While the size (number of positions) is the same for all requisitioners, multiple interpretations are applied to a position or group of positions. This depends on circumstances at the time the requisition is prepared. (Included are the number of positions of the document number, supplementary address, signal codes, and project code.) Examples of the construction and use of the requisitioner portion of the document number, supplementary addresses, signal codes, and project codes under varying conditions are shown in a through f below.

a. Shipment and billing to the requisitioner. (See fig 3-1.) The signal code denotes that the requisitioner portion of the document number shows the ship-to and bill-to point (if any). The preparer, therefore, may further identify the recipient within the activity by constructing the supplementary address as follows:

(1) An alphabetic "Y" in the service designator field to show that the supplementary address is not important to the supply source.

(2) A 5-digit code for internal identification. This code will have no meaning to the supply source. However, it will be repeated in all later supply documents evolved from the requisition.

(3) When coded entry does not apply, this field may be left blank or filled with numeric zeros.

b. Shipment to the requisitioner and billing to the supplementary address. (See fig 3-2.) The signal code denotes that the materiel is to be shipped to the requisitioning activity and billing documents sent to the supplementary address. The supplementary address is composed of the service designator and the bill-to point. This enables the supply source to send billing documents to the proper installation.

c. Shipment to requisitioner and billing to "other" than requisitioner or supplementary address. (See fig 3-3.) Signal code C (bill other) means that the requisitioner field of the document number contains the address to which the materiel will be shipped. The

billing point is shown in the first position of the fund code or in the remarks blocks. When signal code C is used, the document number and the supplementary address will be constructed the same as in a above. Besides, at the time of submitting requirements, requisitioners will furnish the supply source the name, address, and activity or account identification code of the "other" bill-to point for proper reimbursement.

d. Shipment to supplementary address and billing to requisitioner. (See fig 3-4.) The signal code means that the ship-to point is contained in the supplementary address and the bill-to point is shown in the document number.

e. Civilian contractor requisitions (shipment to contractor and billing to Army installation). (See fig 3-5.) When such an assignment, the names and addresses of civilian contractors will appear in SB 708-41 and SB 708-42. The activity address code will be the 5-digit Commercial and Government Entity(CAGE) code. Other addresses for civilian contractors are in DOD 4000.25-6-M.

f. Oversea-initiated contingency plan requisitions (no billing required). The signal code shows that no billing is required. The recipient can be further identified in the supplementary address field. (See fig 3-6.)

Section III Fund Codes

3-17. General

a. The fund code with other coded demands and data in source documents provide enough data for supply and financial management. Reimbursable fund codes prescribed for Army appropriations and funds are in AR 37-1. Nonreimbursable fund codes to be entered by requisitioners are in paragraph C-10 (table C-21). Fund codes will be perpetuated on follow-on documents.

b. The fund code will be entered in block 17 of the manual requisition (DD Form 1348), or in rp 52-53 of the mechanical requisition (DD Form 1348M).

3-18. Nonreimbursable fund codes

Requisitions for nonstock-funded items will contain signal codes D or M and the proper nonreimbursable fund code (para C-10) (table C-21).

3-19. Items issued free

When the supplier informs the requisitioner that funds are available, the requisitioner will enter signal code D or M (no billing required) in rp 51 or block 16 of the requisition. The fund code field will be left blank.

3-20. International Logistics Program (ILP) fund codes

Instructions on the assignment of fund codes for ILP requisitions are in paragraph C-10 (table C-21).

3-21. Fund codes for procurement

Requisitions prepared to procure supplies from all DOD services and agencies and GSA will contain a fund code as prescribed in AR 37-12.

3-22. Interservice use of fund codes

Fund codes assigned by other Services will indicate to Army supply sources that funds are available.

3-23. Returns

Instructions on use of fund codes for shipping materiel back to the supplier and lateral transfers are in AR 37-1 and AR 37-111.

Section IV Special Requisitioning Instructions

3-24. General

a. This section—

(1) Contains instructions and criteria on how to prepare and submit requisitions on items covered in this section.

(2) Contains standard procedures on how to prepare and process requests or requisitions for part-numbered or National Stock Numbered (NSN) items not on the Army Master Data File (AMDF).

(3) Defines DA policies and responsibilities for processing these requests or requisitions.

(4) Provides interim guidance on how to prepare and process part-numbered and non-AMDF NSN requests or requisitions until AR 708-1, AR 710-1, and AR 710-2 are revised.

(5) For requisitioning and wholesale management principles, clarifies DOD MILSTRIP processing of part-numbered and non-AMDF NSN requisitions.

b. Blank forms prescribed in this section are available through normal publication channels.

c. Terms peculiar to this section are explained in the glossary.

3-25. Responsibility of wholesale supplier

AUTODIN transmission of part-numbered requisitions, without exception data, will be used as much as possible. DA shifts the burden of item identification from field materiel users to the wholesale suppliers. The wholesale supplier must research and identify part-numbered and non-AMDF NSNs for requisitions submitted according to this section. Further, to help identify and improve supply support of part-numbered items, the wholesale supplier must maintain the following through cataloging:

a. Accurate provisioning records.

b. Update of technical manuals.

c. Other appropriate actions.

3-26. Contractor warranty support

Special requisitioning instructions will be followed only for the period of contractor support. This time period must be clearly stated in the contract or Materiel Fielding Plan (MFP). The contractor or supply source will accumulate demand data for these items and furnish to the end item manager.

3-27. Commercial part number repair parts

a. The guidance below is an exception only in the routing of part-numbered repair part requisitions to a supply source other than the end item manager. All requests will be prepared according to paragraph 3-28. A military publication or commercial catalog will be referenced. The requisitioner (CONUS or overseas) will identify those repair parts in support of commercial construction equipment, materiel's handling equipment, and commercial vehicle end items.

(1) *Commercial construction equipment (CCE)*. This is construction equipment available from the commercial market that is not designed to satisfy unique military specifications. Examples of CCE are dump trucks, scoop loaders, hydraulic cranes, concrete trucks, and tilt-bed trailers. OCONUS activities are not required to attempt local procurement of part-numbered items in support of CCE; all OCONUS part-numbered requests for CCE will be converted to requisitions and sent to the Defense Construction Supply Center (DCSC) (RIC S9C) using project code JZC. CONUS activities are accorded the option of obtaining these parts from local purchase or by submitting requisitions to DCSC (RIC S9C) using project code JZC.

(2) *Materiel handling equipment (MHE)*. All OCONUS requests for part-numbered items for MHE will be requisitioned from DCSC (RIC S9C) using project code JZM. CONUS activities are accorded the option of obtaining these parts from local purchase or by submitting requisitions to DCSC (RIC S9C) using project code JZM.

(3) *Commercial vehicles and commercial design tactical vehicles*. Commercial vehicles are identified by an "M" in position 2 of the materiel category structure code (MATCAT) of the end item NSN. Commercial design tactical vehicles are identified by an "L" in the second position of the MATCAT for the end item NSN; however, the generic category code definition (4th and 5th position of the MATCAT) should also be examined for commercial item description. All OCONUS requests for part-numbered items for commercial design tactical vehicles will be requisitioned from DCSC (RIC S9C) using project code JZO. CONUS activities are accorded the

option of obtaining these parts from local purchase or by submitting requisitions to DCSC (RIC S9C) using project code JZO.

b. For all part-numbered and non-AMDF NSN items for which DLA is the supply source, either DLA or the end item manager will assign NSNs and record Army user interest (AR 708-1 and AR 708-3).

3-28. Requester or using activities

a. *Forms used.*

(1) DA Form 2765 (Request for Issue or Turn-In) (DA Pam 710-2-1). All materiel requests for items having an NSN in the AMDF will use DA Form 2765 (Mechanized or Manual). It will also be used for a part-numbered request if the supply support activity (SSA) has provided a prepunched document for that item.

(2) DD Form 1348-6 (Non-NSN Requisition (Manual)) (para B-9) (fig B-13). Requests for part-numbered items will be submitted on DD Form 1348-6, except when a prepunched DA Form 2765 is available. Requests for non-AMDF NSN items will always be submitted on DD Form 1348-6.

b. *Request for part-numbered items.* For PN items, whether submitted on DA Form 2765 or DD Form 1348-6, the SSA will identify all requests either by DIC A0B/A02 or DIC A0E/A05 using the logic sequence below:

(1) Is part number found in a technical manual (TM), technical order (TO), supply bulletin (SB), supply catalog (SC), or other military publication, or General Services Administration (GSA) Supply Catalog?

If NO: DIC A0E/A05 with maximum exception data

If YES:

Are combined Commercial and Government Entity (CAGE) code and manufacturer's part number less than or equal to 15 positions?

If NO: DIC A0E/A05

If YES:

Is reference data element requirement ((2) below) less than or equal to ten positions?

If NO: DIC A0E/A05

If YES: DIC A0B/A02

(2) All part-numbered requests for items found in military publications or GSA catalogs will contain one of the identification codes or reference data below. They are in order of preference.

Table 3-2 Identification Codes/Reference Data for Part-numbered Request Items

Identification Code: A

Data Elements: Number of the TM, TO, SB, SC, GSA supply catalog, or other military publication. Omit dashes between numbers. Omit the words such as TM, TO, and SB, if inclusion would preclude fitting the publication number in rp 71-80. Example: TM 9-2320-266-20P would be placed in rp 71-80 as "9232026620."

Identification Code: B

Data Elements: End item identification (end item model number, serial number, or nomenclature)

Identification Code: C

Data Elements: Repair part or support item nomenclature.

Identification Code: D

Data Elements: Drawing or specification number. Omit dashes between numbers.

Coding requirements for a DIC A0B/A02 request or requisition are in paragraph E-3 (table E-3).

(3) DIC A0B/A02 requests will have the identification code in rp 70 and the data entry in rp 71-80. DIC A0E/A05 will have the data entry in the proper block of DD Form 1348-6. This reference data should not preclude a part-numbered request from going DIC A0B/A02. For example, if the publication number cannot be accommodated in rp 71-80, try the end item model or serial number, and so forth.

(4) When the part number is not in an appropriate military publication or GSA supply catalog, to ensure that higher supply levels can identify item, furnish maximum exception data. These data should include as much of the information below as possible and any other information that would help to identify the item.

- (a) Publication number, page number, and date of publication.
- (b) Size, shape, color, and purpose of item.
- (c) Manufacturer's name.
- (d) End item identification.

(5) Part numbers identified only in a commercial equipment manufacturer's catalog will always use DIC A0E/A05 with maximum exception data.

c. *Non-AMDF NSN requests.* All requests for NSN items not in the AMDF will be identified by DIC A0E/A05 with full exception data.

d. *Assistance.* Any unit that needs help in identifying a part-numbered item should contact the nearest AMC Logistics Assistance Office (LAO).

3-29. Supply support activities (SSAs)

a. DIC A0B/A02. SSAs need not do manual technical edits on DIC A0B/A02 requests to convert a part number to an NSN. This duplicates efforts of the Defense Automatic Addressing System (DAAS) and the wholesale supply system. A request or requisition will not be rejected for having a part number in lieu of an NSN. If SSA levels have no record of the part number, a skeletal file record will be prepared. A requisition for that item will be sent through DAAS to the wholesale supply system.

b. DIC A0E/A05. All DIC A0E/A05 requests will be edited to determine if enough data are given for higher supply levels to identify. Then it will be forwarded by message or mail to the wholesale system.

c. *Requisition routing.*

(1) Requests that cannot be filled by the SSA will be converted to requisitions and forwarded through supply channels.

(2) When the intermediate-level SSA cannot determine the wholesale supply source, the requisition will be routed to the end item manager. The routing identifier code (RIC) of the end item manager will be put in rp 4-6; if the end item manager is not known, use RIC A35 (General Materiel and Petroleum Activity (GMPA)).

(3) CCE and MHE support items that cannot be locally procured will be routed to the Defense Construction Supply Center (DCSC) (RIC S9C). OCONUS activities are not required to attempt local procurement.

(4) Repair part requisitions for commercial vehicles or commercial design tactical vehicles will be routed to DCSC by OCONUS activities. CONUS activities will locally purchase these items; if unable to purchase, requisition from the end item manager or designated wholesale source of supply. Use advice code 2A for these requisitions.

d. *DA Form 1988 (Request for Review of an Item).*

(1) This form is required each time an SSA fills a request for a part-numbered or non-AMDF NSN item. It will be sent to the end item MRC; if the MRC is not known, send to GMPA (RIC A35).

(2) Instructions on how to complete DA Form 1988 are in AR 708-1.

(3) Submission of a DA Form 1988 is not mandatory for—

- (a) Requests sent as requisitions to the wholesale supply system.
- (b) Items stocked at the SSA level and replenished from the wholesale system.

(c) Items exempt from NSN assignment. These categories are as follows:

1. Items procured on a one-time basis for immediate use in research and development, experimentation, construction, installation, and maintenance.

2. Items furnished by contractors to fulfill service contracts which may provide for overhaul and repair of specified equipment. These items are consumed in the overhaul cycle and do not enter the logistics system.

3. Printed forms, charts, manuals, books, or the like, subject to central administrative numbering controls within a bureau, service, or command.

4. Ships, aircraft, and other major end items for which management and control are exercised by applying unique identification systems.

5. Items obtained through oversea procurement and intended solely for oversea use.

6. Items procured only with nonappropriated funds.

7. Items manufactured locally for use by the local manufacturing activity.

8. Medical items which are without an Investigational New Drug Approval or New Drug Application when they are required and enforced by Food and Drug Administration (FDA). Also, they are unique to a single patient or require special fitting such as orthopedic appliances and animal blood products such as sheep cells.

(d) Medical materiel processed per AR 40-61.

(e) Clothing and textile items processed per AR 32-5.

(f) Subsistence items processed per AR 30-13.

(g) Ammunition items processed per TB 9-1300-256. When requesting an NSN and DODIC for ammunition items, use DA Form 1669 (Request for National Stock Number and Department of Defense Identification Code for Ammunition and Explosive Supplies).

(4) SSAs always have the option of using the DD Form 1988 to request assignment of an NSN. For example, the form may be used to request an NSN for an item needed to meet a contingency requirement, or as a means to follow-up to an MRC regarding demands previously submitted to the MRC.

3-30. Guidelines for determining sources of supply

a. To determine the proper source of supply, use the steps below in the sequence shown:

(1) *Items with national stock numbers (NSN).*

(a) Follow instructions in supply catalogs, use the Army Master Data File (AMDF), or use other catalog data.

(b) If a source of supply for repair parts cannot be identified from a supply catalog, the AMDF, or other catalog data, send the requisition to the source shown for the next higher assembly.

(c) If the manager of the next higher assembly cannot be identified, send the requisition to the source for the end item.

(d) For Army-managed FSC classes only, if the source for the item, the next higher assembly, or the end item cannot be identified, send the requisition to the class manager (AR 708-1). The class manager will determine proper source of supply and forward.

(e) For decentralized items (local purchase), that cannot be purchased, send the requisition to same source as in (a) through (d) above. Use advice code 2A.

(2) *Items without NSN.*

(a) Follow instructions in current publications, cross-reference listings, technical manuals, or special instructions.

(b) Identify the type, number, year, and page number of the manufacturer's catalog, technical manual, or other catalog from which the desired item is taken.

(c) Enter the above data as exception data in requisition.

(d) Enter that manufacturer's identity code (para C-4).

(e) Follow guidance in (1) above unless item is identified as indicated in paragraph 3-26b.

(3) *Special GSA procedures on nonmailable items.*

(a) A requisition sent to GSA with advice code 2A (item not available locally) will be processed regardless of possible high transportation costs.

(b) A requisition sent to GSA without advice code 2A for an item valued at \$25 or less will be canceled (with reject status code CW), if at time of shipment transportation costs are more than 50 percent of the item value. GSA will inform the ordering activity of this. The requisitioner should attempt to procure the item locally. If item cannot be procured locally, a new requisition should be submitted with advice code 2A. In response, GSA will supply the item regardless of transportation costs.

(c) Military Assistance Program, Grant Aid, and Foreign Military

Sales requisitions under these procedures will not be returned for local procurement.

(d) A requisition sent to GSA for acquisition advice code (AAC)I (direct ordering from central contract/schedule) or AAC L (local procurement) without 2A advice code will be rejected to the requisitioner with reject status code DA or CP, respectively (para C-15b(4)) (table C-31). The requisitioner should attempt to obtain the item from the applicable Federal Supply Schedule or procure locally. If not available, resubmit the requisition using advice code 2A.

b. Oversea requisitioners will follow the steps in a above. The routing of requisitions or requests for local purchase support of decentralized items will follow intratheater instructions.

3-31. Local purchase items

a. Local purchase of some nonstandard, nonstocked items is authorized without referral to the wholesale supply source or end item manager. The items below may automatically be purchased locally under this provision. Preparation of DA Form 1988, as cited in AR 708-1, is not required. When an Army wholesale supply source receives three demands (advice code 2A requisitions) in 180 days for these items, a determination will be made at that time as to whether they should be centrally managed.

- (1) Bicycles.
- (2) Repair parts for CCE (CONUS only). See paragraph 3-27a (1).
- (3) Repair parts for MHE (CONUS only). See paragraph 3-27a (2).
- (4) Training aids and devices (includes end items, secondary items and repair parts).
- (5) Repair parts for general purpose automatic data processing equipment (ADPE), software, supplies, and support equipment.
- (6) Repair parts for office machines and visible record equipment.
- (7) Rubber stamps.
- (8) Books, maps, and other publications, (e.g., books including journals, newspapers, periodicals; sheet and book music including band music; miscellaneous printed matter including registration decals for privately owned vehicles; drivers manuals; magazines; maintenance manuals; repair parts catalogs; and telephone books).
- (9) Phonograph records.
- (10) Insignia (e.g., unit crests).
- (11) Live animals, not raised for food.
- (12) Ecclesiastical equipment, furnishings, and supplies (e.g., advent wreaths; Christmas and Lenten missals; gefilte fish; kosher wine; palms; and religious books, curriculum materiel, and pamphlets).
- (13) Commercial commissary category II and III equipment with a unit price of \$200 or less and repair parts.
- (14) Secondary items and repair parts for Class IV construction projects.
- (15) Repair parts costing \$1000 or less for closed circuit television networks.
- (16) Repair parts for commercial vehicles and commercial design tactical vehicles (CONUS only). See paragraph 3-27a(3).
- (17) Repair parts for noncataloged end and secondary items not supported by the wholesale supply system.
- (18) Books, magazines, periodicals or subscriptions, commercially developed audiovisual software products (e.g., audio records/cassettes/discs, films/filmstrips, slide sets, video cassettes/discs), commercial computer software, art objects/prints in libraries established per AR 735-17.

b. Three commodities must be obtained by local purchase. These items are excluded from the Federal Catalog System. They are—

- (1) Awards (including trophies).
 - (2) Postage stamps.
 - (3) Toll tickets and tokens.
- c. Three situations require the local purchase of cataloged and non-cataloged supplies. These situations occur when—

(1) Authorized purchases are made using a U.S. Government Credit Card.

(2) HQDA specifically directs the local purchase of an item under special overseas programs (e.g., Buy U.S. Here (BUSH) contract items).

(3) Materiel is needed to meet bona fide emergencies and delivery from wholesale sources will not meet emergency needs.

d. Aviation time change components or assemblies containing time change components will not be purchased locally unless approval is provided by ATCOM. POC is AMSAV-S.

3-32. The Defense Automatic Addressing System(DAAS)

DAAS is the first level of the requisitioning cycle required to edit the part number of an A02/A0B. Part numbers will be bumped against the Defense Logistics Service Center (DLSC) files to try to convert to valid NSNs.

a. If matched, the part number is converted to an NSN and the requisition is sent to the proper item manager. BG status (NSN change or NSN now assigned to part number on requisition) is sent through channels to the original requester, requisitioner, or other activity designated to receive supply status.

b. If not matched, the requisition is sent to the address shown by RIC in rp 4-6 for research of the item.

3-33. National Inventory Control Points (NICPs)and Service Item Control Centers (SICCs)

a. *Part number requisitions.*

(1) SICCs will determine the proper Army source of supply of the part-numbered item. The NICP will research the part number as necessary to fill the requisition.

(2) If another NICP is the manager, the requisition will be passed, with all exception data, to that NICP. Status will be reported through channels to the requester, requisitioner, or other activity to receive status. It will include the NSN of the item if one has been determined.

(3) The NICP that is the ultimate Army manager of the end item will ensure that an updated, automated provisioning file is maintained on all part numbers requisitioned. The NICP will maintain demand data on these items. When a part number is requisitioned three times in 6 months, the NICP will obtain an NSN, record Army interest and determine if the item should be stocked, stored, and issued within the logistics system.

(a) Demands included in DA Forms 1988, and those filled at the NICP level, will be used to determine if the item qualifies for the above actions.

(b) Also, for end item PN components supplied to field users by a wholesaler other than the end item MRC, the end item manager will maintain the part number and supply source on automated provisioning records. The wholesaler will keep demand data on requisitions for these items and will obtain NSNs, record Army interest, and establish the item under centralized stockage, storage and issuance.

b. *Non-AMDF NSN requisitions.* The Army end item manager will keep demand data on non-Army AMDF(non-Army interest) NSN items or get this information from the wholesaler. Demands included in DA Forms 1988 and those filled at the NICP level will be used to determine if the item qualifies for Army interest.

3-34. Security classification

Requisitions will not be classified. Certain requisitions may require that the justification be classified for proper consideration. In these cases and when practicable, the classified justification will be sent with, and cross-referenced to, the unclassified requisition as follows:

a. The requisition and the classified justification will be marked and processed in accordance with AR 380-5.

b. DIC A05 or A0E will be inserted in the document identifier field of the requisition.

c. The remarks blocks of the requisition will contain cross-reference data to the classified justification.

d. The requisition and classified justification will be sent according to priority designator used. Under no circumstances will classified data be transceived.

3-35. Preparation for overseas movement (POM)requisitions

See AR 220-10.

3-36. Project requisitions

Materiel requisitioned for special projects will contain the proper code in the project code field (para C-13).

3-37. Requisitions for modification work order(MWO) and modification kits

a. Requisitions for the MWO parts and modification kits will contain the following in the remarks blocks of the requisition-(manual or mechanical).

- (1) DIC A05 or A0E.
- (2) End item identification (i.e., make, model, serial number).
- (3) MWO number, when applicable.

b. The requisition will be sent according to the priority designator used.

3-38. Tool and shop sets, kits, and components

a. Requisitions for tool and shop sets, kits, and components will be sent to the proper supply source for—

- (1) Initial issue.
- (2) Initial issue of components to update prior issued sets or kits.
- (3) Components missing from a requested set or kit.

b. Except for certain special weapons tool sets, only complete tool or shop sets or kits will be requisitioned for initial issue and replacement of a complete set that has been lost. When a complete set has been lost, requisitions for replacement will include full justification. Requisitions for the initial issue of Procurement Appropriation, Army (PAA) funded sets and kits will be nonreimbursable. Initial issue requisitions for stock funded sets and kits will contain the proper fund citation to ensure reimbursement.

c. Sets and kits with missing components may be accepted for initial issue, when the requisitioner approves. The responsible national maintenance point (NMP) must determine that these sets or kits are technically and functionally complete. When there are shortages, the supplier will provide a list of all component shortages by stock number and quantity with estimated availability date (EAD). To get these components, requisitioning activities will submit exception data requisitions for the missing items of the set or kit. The remarks block will contain the document number of the original requisition and the NSN of the set or kit to which the component belongs. The requisitioner will enter signal code“D” or “M” in rp 51 and fund code“GA” in rp 52-53.

d. Units undergoing authorization changes or reorganizations, which require initial issue of components to update prior issued sets or kits, will requisition them when proper authorization documents are received. When there are minor changes in set composition, requisitions will be submitted within 90 days of the effective date of publication of the revised classification list(CL) supply catalog (formerly type 4 supply manual). Stock funded components required to update previously issued PAA funded sets or kits with stock funded components will be requisitioned on a reimbursable basis.

e. All requisitions for components of sets or kits intended to replace those lost, damaged, or destroyed will be on a reimbursable basis.

3-39. Programmed overhaul requisitions

a. AMC depot requisitions for programmed overhaul requirements will contain applicable project code(s).

b. When unforecasted requirements result from additions or changes in forecasted overhaul schedules, the new requisition will contain a PD code in line with the urgency of the need. The higher priority requisition will be submitted for only that quantity needed. The original requisition will be left unchanged. As an exception, the new quantity requisitioned (higher priority) is all or a major portion

of that on the original requisition. When the new quantity is all or a major portion of the original, the original requisition will be canceled (sec. VIII).

3-40. Requisitions for unauthorized items, items in excess of authorized allowances, and expendable and nonstandard items

See AR 71-13 and AR 310-49.

3-41. Class V items

a. Ammunition will be furnished based on allowances in CTA 23-100 series for training ammunition and on levels of supply and approved days of supply for each overseas command (SB 38-26 and AR 11-11). Requisitions may be submitted, as needed, to meet unforeseen requirements. When ammunition being requisitioned (FSG 13) exceeds 99,999, the quantity will be expressed in thousands by placing an “M” in rp 29. For example, 1,950,000 each will be shown in the requisition quantity field as 1950M in rp 25-29. The “M”modified quantity will be carried in all later documents.

b. To ensure that the inherent benefits of management by DOD Ammunition Code DODAC/DODIC can still be realized, the requisitioning and managing of conventional ammunition will be as follows:

(1) DICs A04, AOD, AM4, AMD, AC1, AC2, AC3, AK1, AK2, AK3, AF1, AF2, and AF3, AT4, and ATD may continue to be used with a DODAC in rp 8-22 when the requirement is for other than a specific stock numbered item for conventional ammunition. When the DODAC is used with the above DICs, the FSC will be placed in rp 8-11 and the DODIC in rp 12-15.

(2) If the requirement is for, or pertains to, a specific stock numbered item (NSN), the requisitions and related documents must contain the 13-position NSN.

(3) All other requisitions and related documents, except those described in (1) above, must contain the NSN.

c. Requisitions for conventional ammunition will contain Advice Code 3Q, 3W, 3Y, 3Z, 3V, or 3X as applicable, when usable Condition Code E stock is acceptable. (See para C-15, table C-29).

d. When conventional ammunition is required to be delivered within a specific time period (i.e., the materiel is for an exercise and the materiel is not required before or after the exercise), a Required Delivery Period (RDP) may be established as outlined in paragraph 2-12c and entered in rp 62-64.

3-42. Support of nonappropriated fund activities(NAF)

These activities will obtain their support from the installation supply officer, who will, when necessary, initiate MILSTRIP requisitions on GSA or other supply systems. Installation supply officers will cite their own activity address code when initiating requisitions for support of these activities. (DOD activity address codes will not be established for nonappropriated fund activities.)

3-43. Requisitions for providing new equipment

Requisitions for items in support of new equipment or major increases to existing equipment will be submitted according to this regulation and AR 700-142.

3-44. Requisitions for major, controlled, and regulated items

a. Requisitions for major, controlled, or regulated items will be prepared in accordance with paragraph E-1, E-2, or E-3. They will be sent through proper channels to the supplier.

b. A type of requirement code (TRC) will be shown in rp 55-56 of all major item requisitions. It identifies the requirement that applies to the requisition. This code is essential for the major item requisition validation required by AR 700-120. TRCs are in paragraph C-12 (table C-23).

c. Exception data are not required on requisitions for major, controlled, or regulated items as follows:

(1) The requisitioner identifies, by DODAAC in rp 30-35 or UIC in rp 45-50 of the MILSTRIP document number, the ultimate using

unit or activity. This allows the supplier to validate the requirement and determine shipment priorities.

(2) The authorization document (such as TOE and TDA) contains the name and Line Item Number (LIN) to identify an ancillary equipment to a major system.

d. Exception data are required as follows:

(1) Requirement in *c* above cannot be complied with.

(2) The requisitioner (USER) has special requirements, such as preservation and packaging, ship to address not listed in the DOD address directory, and winterization.

(3) For all tracked combat vehicles that are requisitioned, whether initial issue or replacement. This information is necessary because electronic or communication equipment differs from vehicle to vehicle within an organization. Over-aged high mileage vehicle serial number must be provided for replacement issue.

3-45. Requisitions for nonconsumable item materiel support code (NIMSC) 5 Items

NIMSC 5 items are Procurement Appropriation Army (PAA) secondary items identified on the Automatic Return Item List (ARIL-) with Automatic Return item code (ARI) codes "N" and "M". Requisitioners are not required to do any special processing for these items. Requisitions for this materiel will be sent to the proper Army inventory control point (ICP). Any special processing of these requisitions will be done at the wholesale level. Special instructions for automatic return of these items are in chapter 7.

3-46. Requisitions for printing equipment

Requisitions for printing equipment controlled by the Joint Committee on Printing (JCP) will cite TOE or TDA authorization. Those for replacements will also cite the serial number of the item being replaced.

3-47. Requisitions for wood products

NSN items in FSCs 5510, 5520, and 5530 requiring specification data (i.e., species and grade) will be requisitioned using exception data (DIC A05 or A0E).

3-48. Not mission capable supply (NMCS) and anticipated not mission capable supply (ANMCS) requisitions

a. Not mission capable supply systems and equipment are not capable of performing any of their assigned missions because of maintenance work stoppage due to a supply shortage. NMCS exists when the parts are needed for immediate installation on or repair of primary weapons and equipment under the conditions below:

- (1) Equipment is deadlined for parts.
- (2) Aircraft is out of commission for parts.
- (3) Engine is out of commission for parts, etc.

b. Expedited Handling Signal 999.

(1) Priority Designators 01 through 03 requisitions for items causing mission-essential systems and equipment to be NMCS will be prepared to contain Code 999 in rp 62-64 in lieu of the required delivery date. Code 999 will provide identification of documents related to critical items and requiring expedited handling. When entered into requisitions, Code 999 will be perpetuated on materiel release orders and DD Forms 1348-1. This procedure applies only to materiel being shipped to U.S. Forces overseas and to Forces alerted for deployment within 30 days of the date of the requisition for materiel involved.

(2) Code 999 will be used to identify the need for expedited handling only when the conditions specified below are met. (The commanding officer of the requisitioning activity will either personally review, or delegate in writing to specific personnel the authority to review all requisitions identified for expedited handling to certify compliance with prescribed criteria.)

(a) The requisitioning unit must possess Force/Activity Designator I, II, or III and

(b) The items or equipment required are causing mission-essential systems or equipment to be incapable of performing any of their assigned missions (NMCS) or

(c) The items or equipment required have been identified during maintenance or testing as necessary to prevent mission-essential systems or equipment from being unable to perform assigned operational missions or tasks within 5 days of the date of the requisition.

(3) Code 999 will also be used to identify items or equipment designated by the Commanding Officer or designated representative as critically needed to perform the mission of the overseas unit/unit alerted for overseas deployment.

c. Expedited handling signal 999 does not apply to foreign military sales and MAP Grant Aid requisitions.

d. For NMCS conditions other than 999, the following procedures will apply:

(1) Priority designator must be 01 through 08.

(2) Enter code N in rp 62 of requisitions applicable to NMCS conditions originating at activities where forces in CONUS are not alerted for deployment.

(3) Entries in rp 63-64 may indicate short RDDs expressed in number of days from the requisition dates.

(4) These documents will be processed in accordance with Priority Designator in rp 60-61.

e. Anticipated not mission capable supply (ANMCS) is a condition identified by the commander, or his or her designated representative which is anticipated to occur within 15 days in the CONUS or 20 days OCONUS that will result in equipment becoming deadlined for parts, engines going out of commission for parts, aircraft going out of commission for parts, ships' capability being impaired for parts, etc. Prepare requisitions for materiel to prevent degradation of the mission capability of such systems/equipment as follows:

(1) The PD must be 01 through 08.

(2) Enter Code E in rp 62 of requisitions applicable to ANMCS conditions.

(3) Entries in rp 63-64 may indicate short RDDs expressed in number of days from the requisition dates.

(4) These documents will be processed in accordance with Priority Designator in rp 60-61.

f. NMCS and ANMCS requisitions will be submitted only for materiel in the quantities needed to return the mission-essential system or equipment to mission capable/operationally ready status. They will also be submitted when the items are not available in ready-for-issue condition at the supporting post, camp, station, or overseas theater. NMCS/ANMCS shipments will use overnight/next day delivery service whenever possible.

g. Commanders will approve, or delegate in writing to specific personnel the authority to approve, all NMCS/ANMCS requisitions in writing and submit the requisitions by the most expeditious means. NMCS/ANMCS requisitions will be submitted only for parts required for installation on or repair of essential systems and equipment, without which the Commander, or his designated representative, is unable to perform assigned military operations/missions.

3-48.1. Expedited transportation in requisitioning "777" designator

Army requisitioners will use expedited transportation signal "777" in IPG I (PD 01-03) or IPG II (PD 04-08) requisitions only to support operational reconstitution's, (See FM 100-16 for explanation of operational reconstitution.) Requisitions identified by PDs 01-08 without "777", or a valid RDD/RAD entry (i.e., 999, 555, N or E in rp 62, or RDD within the SDD for the IPG), or JCS project code entered in rp 57-59, will be processed by depots and transported to meet the order-ship-time objectives for IPG III (PDs 09-15) requisitions indicated in table 2-1, 2-2, or 2-7 for DSS/ALOC shipments, as applicable. (Note: Presence or absence of the "777" designator will not affect wholesale level supply source materiel allocation or processing timeframes.)

3-49. Requisitioning DOD excess personal property from disposal

a. The DRMS maintains the Integrated Disposal Management System (IDMS). This system is a standardized and centralized control and accounting system for all excess and surplus personal property located in the DRMOs that provides visibility of such property

through a variety of utilization screening procedures (DOD 4160.21-M).

b. DOD activities and, under certain circumstances, authorized Federal Civil Agencies are authorized to requisition excess personal property through the Defense Reutilization and Marketing Service (DRMS) or directly from a Defense Reutilization and Marketing Office (DRMO). Activities will request, through an accountable supply officer, only that property which is authorized by parent headquarters or command and will not request quantities of property which exceed authorized retention quantities. Serial numbers will be assigned per paragraph 3-13c(3). All requisitions for small arms will be submitted under provisions of paragraph 3-50.

c. Requisitions from DOD activities for excess personal property will normally be routed via AUTODIN through the Defense Automatic Addressing System (DAAS) (see para 14-17) to the DRMS for processing.

(1) Requisitions submitted to DRMS will be in the format specified in paragraph E-1 (table E-1), the DRMS RIC(S9D) in rp 4-6, alpha code J, K, L, R, or S, in rp 40 (para C-5a(5)) (table C-14) or normal serial number as applicable; signal code D or M in rp 51 to denote free issue; advice code 2J (fill or kill) in rp 65-66 or blank; and the proper supply condition code (A, B, C, D, E, or F) in rp 71 (see para 3-49a(7) below). For non-stock numbered items, use DIC A0D or A04.

(2) If rp 65-66 is blank and requested materiel is not available, DRMS will place the requisition on the requisition retention file for a 60 day period to await assets, and furnish supply status code B1. If all of the requested materiel does not become available during the 60 day retention period, the remaining unfilled quantity will be canceled using status D1.

(3) For a specific item, the requisition will contain the disposal turn-in document (DTID) number or excess report number in rp 67-80 (DTID suffix, if applicable, in rp 21).

(4) DRMS will select the requested item for issue or provide proper supply status if not available.

(5) Requisitioner request for modification, follow-up, or single line cancellations will be submitted in accordance with paragraphs 3-11, 3-72, and 3-80, respectively. Requests for mass cancellation will not be submitted.

(6) DRMS/DRMO processing of requisitions submitted in accordance with this paragraph will be accomplished as described in paragraphs 8-17 and 8-18.

(7) Cdr, AMC (AMCSM-MSM) will furnish DRMS the Federal condition codes that are acceptable in relation to the supply condition code being requisitioned (supply condition codes A, B, C, D, E, and F).

(8) Activities or units unable to submit requisitions through AUTODIN may forward them directly to DRMS by mail or by narrative message; however, it should be understood that this is not the standard procedure and should be discontinued as soon as the ability to use AUTODIN is realized.

d. Requisitions may also be handcarried to the DRMO for local issue of materiel. These requisitions will be prepared on a DD Form 1348-1; or DD Form 1348-1A (para B-4b. DRMO processing of these requisitions will be performed as stated in paragraph 8-18.

e. Packing, crating, and handling costs on all shipments from disposal will be borne by the host installation of the shipping DRMO on a nonreimbursable basis. All transportation charges will be borne by DRMS (per DOD-R 4100.37).

3-50. Requisitioning conventional small arms from disposal

a. Small arms (AR 190-11) include—

- (1) Operated weapons that are portable and handguns.
- (2) Shoulder fired weapons.
- (3) Light automatic weapons up to and including .50 caliber machineguns.
- (4) Recoilless rifles up to and including 106mm.
- (5) Mortars up to and including 81 mm.
- (6) Rocket launchers, man-portable.

(7) Grenade launchers, rifle- and shoulder-fired.

(8) Individual-operated weapons that are—

(a) Portable and can be fired without special mounts or firing devices.

(b) Potential use in terrorist or in civil disturbance activities.

(c) Vulnerable to theft.

(9) All weapons meeting the criteria in (8) above regardless of origin. This includes foreign, commercial, confiscated, and NAF weapons as well as museum pieces, regardless of whether the weapons have an NSN.

b. Small arms generally are in one of the following FSCs: 1005, 1010, 1015, 1025, 1040, 1055, 1090, and 1095. However, this list is not all-inclusive. Any weapon meeting the general guidelines of a small arms weapon will be treated accordingly, regardless of the FSC.

c. Accountable activities (AAs) will send all requisitions for small arms to the inventory manager (IM). They must include the following exception data: Disposal Turn-In Document (DTID) Number or Excess Report Number, and Packaging, Crating, and Handling, and Transportation (PCHT) citations. Requisitions received directly by the DRMS or the DRMO will be rejected. Requisitions approved by the IM will be mailed to DRMS, ATTN: DRMS-U, Battle Creek, MI 49017-3092.

3-51. Source of supply for Armed Forces Radio and Television Service supplies (AFRTS)

Requisitions for AFRTS nonstandard specialized supplies will be sent to RIC BS7, Sacramento Army Depot, CA 95813-5019.

3-52. Sources of supply for air and rail transportation-type supplies

a. To equitably distribute available assets according to priorities in this regulation, ATCOM will supply all manned aircraft by administrative action. Commanders will not prepare and submit requisitions for manned aircraft. Recipients will be provided advance information on types, quantities, and expected dates of availability as soon as possible. Manned aircraft lost through accident will be replaced by ATCOM based on information submitted by operating units.

b. Supply sources for air items other than manned aircraft follow:

(1) Trainers and flight simulators—through channels to the Cdr, AMC, Alexandria, VA 22333-0001.

(2) Aircraft and drones—to the Cdr, AVSCOM, 4300 Goodfellow Boulevard, St. Louis, MO 63120-1798.

(3) Regulated secondary items—to the Cdr, ATCOM.

(4) Nonregulated secondary items in excess of authorized allowances—through channels to the Cdr, ATCOM.

(5) Nonregulated secondary items not in excess of authorized allowances (requisitions originating in CONUS and overseas)—to the Cdr, ATCOM. For electrically transmitted requisitions, RIC B17 will be used. Mailed requisitions will be addressed to 4300 Goodfellow Boulevard, St. Louis, MO 63120-1798.

c. Rail repair parts will be requisitioned in accordance with AR 700-53.

3-53. Preparation of Pre-position War Reserve Materiel Stock (PWRMS) requisitions

a. Requisitions for initial fill PWRMS consumable items will contain demand code 0 in rp 44 (para C-7a) (table C-17) and project code 3AA in rp 57-59 (para C-13) (table C-27). They may be submitted as funded or unfunded. DOD activities will not submit unfunded requisitions to the GSA.

b. Funded requisitions for PWRMS will contain signal code other than D or M in rp 51 (para C-9) (table C-19) and the proper fund code in rp 52-53. Normally, funded requisitions for PWRMS requirements will contain only IPDs 11-15, as appropriate. As an exception, PDs 01-03 may be used when an overriding operational situation justifies prompt supply support.

c. PWRMS, maritime pre-positioned ships (MPS), and other requirements requisitions for DPSC—medical materiel where newest materiel is required, with no less than 75 percent of shelf life

remaining, will contain appropriate advice code, 3C through 3J, in rp 65–66 (table C–29). Activities using these advice codes when submitting requisitions for DPSC–medical materiel must receive approval prior to using these codes. Procedures for requesting and approving use of these codes are as follows:

(1) Activities will submit their requests to use these advice codes to USAMMA using internal guidance. Address is U.S. Army Medical Materiel Agency, ATTN: SGMMA–RSL, Frederick, MD 21701–5001.

(2) USAMMA will submit all approved requests to the DPSC with DODAAC of the approved activity and justification for use of the codes.

(3) The DPSC will provide approval or disapproval to USAMMA with an effective date for submission of requisitions.

3–54. Preparation of requisitions by units subject to deployment

a. All units subject to deployment, mobilization, or restationing will submit requisitions containing signal code A, C, or D only. This directs materiel to rp 30–35 of the requisition.

b. Unit requisitions with signal codes other than A, C, or D will be reviewed for possible cancellation and requisitioning using signal code A, C, or D. This action is important for materiel that is needed at restationing locations.

3–55. Preparation of Government–furnished materiel (GFM) requisitions

See chapter 16 for instructions.

3–56. Submitting Aviation Intensive Management Item (AIMI) requisitions

AIMI procedures apply to CONUS and OCONUS during peacetime as well as wartime. Requisitions for AIMI will be prepared as follows in accordance with AIMI Program requirements of AR 710–1.

a. Authorized requisitioners (identified in the AIMI Supply Letter) may requisition up to negotiated levels for AIMI items previously approved at negotiation conferences. The serviceable on hand and due in from local repair and from the MSC must be considered when requisitioning monthly requirements.

b. These requisitions may be transceived (preferred method) in message format, or telephoned to the appropriate major subordinate command. When message format is used, the Director, LOGSA (AMXLS–RS) will be an information addressee. When requisitions are telephoned, LOGSA should be informed.

c. Requisitions for AIMI must be submitted 30 days in advance of the RDD for CONUS, and 45 days in advance of the RDD for OCONUS.

d. Requisitioner will enter in rp 57–59 the project code as listed in AIMI Supply Letter or as directed. Activities experiencing an actual NMCS situation should also enter “N” or “9” in rp 62.

e. All quantities shipped to satisfy NMCS requirements will be charged against negotiated levels. NMCS requisitions may be submitted only when the absence or failure of a repair part precludes the aircraft from performing its primary mission.

f. Anticipated NMCS requisitions for items nearing scheduled overhaul will not be submitted. They must be forecasted and included in the MACOM projection for the negotiation period.

g. Requisitions submitted by units other than the authorized requisitioners must contain the DODAAC of an unauthorized requisitioner in the supplementary address field.

h. Requisitions for newly negotiated items will be submitted as soon as possible. Requisitions will reflect the first day of the month of consumption in the RDD, rp 62–64 (e.g., 001 for Jan; 032 for Feb, etc.). This enables the MSCs to determine the correct month for which the requisition has been submitted.

3–57. Preparation of requisitions for Issue of Service–owned, single manager for conventional ammunition (SMCA) managed items below established stock reservation levels

Service owners of SMCA managed items may grant authority to the SMCA ICP to issue assets below all established stock reservation levels. This authority will be conveyed to the SMCA ICP on–line by the Service owners with advice code 2S entered in rp 65–66 of the requisition or referral order.

3–58. Simulated exercise requisitions

All Army generated simulated exercise requisitions not to be processed by the wholesale level will contain fund code QT (quebec–tango) in rp 52–53 and a DA project code assigned for that exercise in rp 57–59. All DIC A0_, AM_, and AT_ transactions with fund code QT will be rejected by DAAS and a narrative message to the requisitioner will indicate the reason for rejection (exercise requisition) in accordance with paragraph 14–13a, this regulation. It should be noted that AMC ‘EXCAP’ transactions currently use the ‘U’ series DICs and fund code QT will not be used for those transactions.

3–59. Special GSA procedures on nonavailable items

a. A requisition submitted to GSA with advice code 2A (item not available locally) will be processed regardless of possible excessive transportation costs.

b. A requisition submitted to GSA without advice code 2A for an item valued at \$25 or less will be cancelled (with status code CW), if at time of shipment transportation costs in excess of 50 percent of the item value would be incurred in shipping the order. GSA will notify the ordering activity when this condition exists, and the requisitioner should attempt to procure the item locally. If local procurement cannot be effected, a new requisition should be submitted with advice code 2A. In response, GSA will supply the item regardless of transportation costs.

c. Military Assistance Program (MAP) Grant Aid and Foreign Military Sales (FMS) requisitions under these procedures will not be returned for local procurement.

3–60. Total package fielding (TPF) requisitions

TPF guidance and procedures are contained in AR 700–142 and DA Pam 700–142, respectively. Transaction formats for applicable DICs unique to TPF (DICs BAY, B8S, BAZ) are contained in appendix E and corresponding tables. Special DAAS processing instructions are contained in chapter 14.

3–61. Preparation of subsistence requisitions

All subsistence requisitions will contain a specific RDD (day of year format) in rp 62–64. These requisitions will be submitted in accordance with schedule established by the ICP.

Section V Methods of Submission

3–62. General

These procedures provide for manual and mechanical processing, the media of communication, and follow–on transactions or documentation. To ensure prompt processing, the communication will be consistent with the instructions for use of the media and status (M&S) code (para C–3) (tables C–6, C–11, and C–12).

3–63. Media and transmission of requisitions

Normal order of preference follows:

a. Data pattern message electrically transmitted for all priority 01–15 documents. This is the fastest, most reliable method. It provides for receipt in a transaction image suitable for machine processing (AUTODIN).

b. Formatted teletype messages electrically transmitted by Mode V teletype terminals for all priority 01–15 documents. This method allows the sender to transmit MILSTRIP formatted documents by teletype. When it is received by the addressee, it will be in data

pattern message format. This method is limited to 66 characters per line (rp 1–66) unless the teletype terminal has been changed to accept 80 characters. Applicable documents are DIC A0_, AF_ (to include AFC), AT_, AC_, AK_, AM_, AP9, AS3, ASZ.

c. Electrically transmitted narrative message PD 01–08 documents only. Narrative messages should be used as an exception. It will be used only as a means for electrical submission of MILSTRIP documents in prescribed formats.

d. Telephone, only under the conditions specified in paragraph 3–9a. Telephone is not desirable. It should be used only as an exception. Telephone transactions will not be confirmed by submitting documents by other media.

e. Other media for PD 09–15 documents. Use airmail, regular mail, or courier. The document used may be an interpreted DD Form 1348M, DD Form 1348–1 for MRO actions, or manually prepared DD Form 1348 or DD Form 1348–6. Mechanically prepared and interpreted documents should be used as much as possible. Requisitions and related correspondence to and from overseas requisitioners for delivery through postal channels will be airtailed.

f. Requisitions with DIC A0E or A05. Send by methods other than data pattern message format. When they are mailed, conspicuously mark the envelopes “MILSTRIP EXCEPTION DATA REQUISITION.”

Section VI Status

3–64. General

A supply status is a notice of a supply decision made by a supplier. It advises the requisitioner and designated activities of action taken or to be taken on certain requisitions. The four stages are—

- a. Exception supply status.
- b. One hundred percent supply status.
- c. Exception supply status plus shipment status.
- d. One hundred percent supply status plus shipment status.

3–65. Exception status

This results from any of the supply decisions below made by a supplier. It will, based on the M&S code, generate a supply status transaction to the requisitioner.

- a. Substitution of an authorized stock number or change of unit of issue or quantity.
- b. Establishment of a back order when materiel cannot be delivered by the SDD or RDD.
- c. Procurement of material for direct shipment from vendor to customer.
- d. Partial supply on a requisitioned quantity. Shipment status will be furnished for partial issues when shown by the M&S code.
- e. Requisition rejected (returned without action) for a specific reason.
- f. Acknowledgement of cancellation.
- g. Circumstances showing that the materiel may not be delivered to the customer within the time–frame of the assigned priority or the RDD/RDP (conventional ammunition only).
- h. Referral and passing actions.

3–66. One hundred percent supply status

This is the notice of immediate availability and intent to ship, or any of the supply decisions or combinations.

3–67. Rejection status

This is used by supply sources to advise all status eligible recipients (rp 30–35, 45–50, and 54) of rejected requisitions. This status is given to all, regardless of the M&S code, except when the M&S code is 8. When the M&S code is 8, rejection status will be given only to the activity in rp 54.

3–68. Supply source, direct delivery notice

DICs AB1, AB2, AB3, and AB8 will notify eligible status recipients

that materiel will be supplied by direct vendor delivery from procurement. AB_ documents will be provided to consignee. This notice provides a cross reference between the requisition number and the procurement instrument identification number (PIIN). See paragraph E–11 and table E–11 for direct delivery notice format.

3–69. Shipment status

Shipment status informs recipient of actual shipping dates (i.e., date materiel released to carrier). It also provides for interface with transportation and for shipment tracing by consignees, as provided in MILSTAMP. Follow-up to the supply source once shipment status is received will result in receipt of the same shipment status.

3–70. Media and transmission of status

a. Status will be sent to the activities shown by the M&S code (rp 7) and rp 54. The proper M&S code (para C–3)(tables C–6, 11, 12) in rp 7 reflects what status is required; it also shows whether status is to be given to the requisitioner (rp 30–35), the supplementary address (rp 45–50), the rp 54 activity only, or no status required. Status for requisitions assigned PDs 01–08 will be sent by the fastest means available (e.g., transceiver, teletype message, telephone, airmail). Status for requisitions assigned PDs 09–15 will be by mail, courier, or electrical transmission (transceiver).

b. DAAS will provide information based on the media and status codes A, G, H, J, P, or Q by means of GSA Form 10050, Supply/ Shipment Status. (GSA Form 10050 is also referred to as GSA Mailer in this regulation.)

3–71. Use of supply status

a. Requisitioners will use supply status to update their requisition suspense files and financial records to show the latest status on each item. The latest status information will always be considered before determining the need for follow-up and where to send it.

b. Requisitioners that require an additional supply status of any type beyond that prescribed by the M&S codes will reproduce and distribute it.

c. On receipt of a rejected requirement, requisitioners will analyze the reason (status code and remarks) for rejection. If the item is still required, a new requisition will be prepared citing a new document number with a current Julian date. Before sending, ensure that the reason for the rejection has been corrected, to preclude a second rejection.

d. Supply status (DIC AE_ with status code BF sent in response to cancellation requests (DIC AC_ or AK_) will prevent further processing of requisition related documents with the same document number. When BF status has been provided in response to a cancellation request, it will also be provided in response to all other documents (e.g., AF_, AT_, AO_, AM_) received within the next 6 months that contain the same document number. No other processing will be done by supply sources.

e. When supply status (DIC AE_) with status code BF has been given in response to an AF_ follow-up document and no cancellation request has been received by the supply source, documents received with the same number (e.g., A0_, AT_, AM_) will be processed as a new requisition.

f. Requisitioners who receive status documents with no date in rp 70 through 73 will assume the materiel will be received within the prescribed time frame or by the RDD/RDP (conventional ammunition).

g. When only the distribution code activity (rp 54) receives status, that activity will ensure that proper status is given to other activities requiring status.

Section VII Followups on Requisitions

3–72. General (Rescinded)

a. Followups should be submitted by the requisitioner, supplementary address, or the control activity denoted in rp 54 based on a need for information. Before preparing a follow-up, the initiating

activity will ensure that supply status has not been received, or that status received is either insufficient or outdated.

b. Followup inquiries (five types) should be submitted as follows:

(1) DIC AF series when supply status has been received and the current status is desired. See paragraph E-19 (tables E-19 and E-20).

(2) DIC AT series when positive supply status has not been received. See paragraph E-19 (tables E-19 and E-20). These will be processed as requisitions when the supplier has no record of the original requisition. The follow-up must be sent to the same supply source as that of the requisition. When following up to DRMS, use DIC ATE citing the DRMS excess report number in the remarks section.

(3) DIC AK series to show nonreceipt of reply to prior cancellation request. See paragraphs E-22 (table E-24) and E-23 (table E-25).

(4) DIC AFC request to improve estimated shipping dates (ESDs) in prior supply status documents should be sent electronically using an 80-rp document. These will be prepared only for transactions that apply to PDs 01-08. Also, they will be sent only after receipt of supply status that shows ESDs not in line with materiel usage or need dates.

(5) DIC AFY follow-up will be submitted to obtain the DODAAC of the initial transportation shipping activity for tracing shipments under MILSTAMP. See paragraph E-19c (table E-20).

c. Requisitioners will ensure that—

(1) Proper requisition status and due-in records are maintained.

(2) Supply status and data are promptly posted to preclude needless follow-ups and to provide a history of supply action.

d. When status code CA (para C-15 (table C-31)) has been received in response to a follow-up request and there is no record of having received it and the reasons for rejection cannot be located, authorized status recipients may ask the supply source for the reasons (i.e., via mail, message, or telephone).

3-73. Request for supply assistance

a. Any of the command echelons of the requisitioner may request supply assistance on PDs 01-08 requisitions. Requests should not be generated until supply status indicating open status has been received. Supply assistance includes items such as—

(1) Status of requisitions.

(2) Timely support of requirements.

(3) Items that can be substituted and interchanged.

(4) Release or cancellation of back ordered requisitions.

(5) Diversion of materiel shipment.

b. A request for assistance may be by message, electronic mail (computer-DDN), letter, or telephone to the proper supply source. The first line in the body of narrative message will begin with "Supply Assistance Request" (para D-1d) (fig. D-4). Telephone requests will not exceed seven lines or document numbers. Supply sources are the only activities that may send requests for supply assistance or follow-ups to storage activities (SAs). Suppliers that receive requests for supply assistance from authorized activities may decline. Replies to these requests will include an information copy to all addresses in the incoming request (para D-1d) (table D-4).

3-74. Followup instructions

a. Followups for PD 01-08 demands will not be sent until at least 3 days after the date of the requisition or transaction date of the latest supply status when it contains other than advice of delay and an extended ESD. This does not apply to follow-ups requesting improvements in ESDs. Follow-ups for PD 09-15 demands will not be sent until 7 days after date of transaction or latest receipt of status and materiel has not been received. Follow-ups sent under these criteria will be only after activities ensure that—

(1) Status information has been requested under the provisions of the M&S code.

(2) Status data are not on hand to show a delay in receipt of materiel beyond the SDD or RDD/RDP (conventional ammunition

only). (Does not apply to follow-ups requesting improvement in EDSs); or

(3) The UMMIPS order and shipping time standards for receipt of materiel have elapsed.

(4) Before sending follow-ups, 48 hours must have elapsed since—

(a) The RDD/RDP (conventional ammunition only) on the requisition or the SDD, or

(b) The time frame for receipt of status.

b. Followups will be sent to the supply source to which the requisition was submitted. When a supply status has been received showing that another activity will process the demand, send the follow-up to that activity (i.e., last known supply source).

(1) The last known supply source is the last known distribution point that has the demand for the materiel. Storage sites, direct support points, posts, camps, stations, bases, and equivalent are not last known supply sources for follow-up purposes, even though stock may be accounted for and stored at these activities.

(2) The activity within an oversea theater to which follow-up will be sent will be as prescribed by the proper oversea commander.

c. Requisition activities may send follow-ups for dues-in. However, they must meet the age criterion for which validation request transactions were not furnished by the supply source.

d. DIC AT_ follow-ups, on requisitions that contain exception data, will include that data. These follow-ups will be sent by mail, using the fastest postal method. Message follow-ups (AT_) on a requisition with exception data will be prepared as shown in paragraph 3-77 and para D-1e (fig. D-5). DIC AF follow-ups on A0E/A05 requisitions will not include the exception data. Message follow-ups (AF_) will only be used when the criteria in paragraph 3-7a applies.

e. DIC AFY follow-up inquiries will be submitted to the supply source when initial shipment tracing action results in a negative response due to the inability to determine the initial (origin) transportation shipping activity and shipment cannot be traced using the information in the AS document. See f above and E-19c (table E-20).

f. When the shipment cannot be located or traced using information in the initial AS_ shipment status, a DIC AFY follow-up transaction will be submitted to the supply source to request the DODAAC of the initial (origin) transportation shipping activity (para E-19c (table E-20)). Upon receipt of the DIC ASY response from the supply source, the requesting activity will furnish this DODAAC information to the local transportation officer for shipment tracing under MILSTAMP.

3-75. Shipment tracing

a. When shipment status has not been requested and materiel has not been received in normal transit time, follow-up (DICs AF1, 2, or 3) will be sent.

b. When shipment status has been received, follow-ups (DICs AF1, 2, 3, AT_, and AFC) will not be sent. This will cause another shipment status document to be sent with the same data.

c. If materiel has not been received and the date of shipment on the shipment status documents shows that normal transit time has expired, prepare a request for shipment tracing as follows:

(1) For LOGAIR, QUICKTRANS, surface, and air export shipments within the Defense Transportation System (DTS). DOD regulation 4500.32-R, MILSTAMP, contains the procedures, formats, and address data needed by a consignee to trace a shipment in the DTS. Requests should be turned over to the local transportation officer for tracing in accordance with MILSTAMP.

(2) For all air and surface domestic freight shipments by GBL/CBL shipped direct with a final destination at a CONUS activity. These shipments can be identified by an alpha "B" in rp 68 of shipment status documents. Shipment tracing will be initiated by the consignee in accordance with AR 55-355, chapter 39. Required data may be obtained from the advance copy of the GBL. The GBL number is contained in rp 69-76 of the MILSTRIP shipment status document.

(3) For all surface shipments transshipped through a CONUS

Enhanced DLA Distribution Systems (EDDS) CCP for delivery to a final destination at a CONUS activity. These shipments will show a 5___ series CONUS EDDS CCP code in rp 78–80 of AS_shipment status transactions. The in-the-clear names and addresses of CCP and CONUS EDDS CCP codes are listed in MILSTAMP(DOD 4500.32–R, Vol I), appendix F, paragraph 8. Shipment tracing will be initiated by the consignee, who must provide the shipment unit TCN to the tracing activity. (EDDS CCP activity listed in MILSTAMP).

(4) For all small package carrier shipments to CONUS or OCONUS destinations. These shipments can be identified by the entry of the consignor's DODAAC, the Standard Carrier Alpha Code(SCAC) of the carrier issuing the tariff, and the last seven positions of the tariff number (such as the carrier's shipment unit identification number, or other document number) in rp 60–76 of the shipment status transaction. Shipment tracing will be initiated by the consignee by notification to the consignor under AR 55–355, chapter 39.

(5) For registered, insured, and certified mail/parcel post shipments to CONUS and overseas activities. These shipments are identified by an alpha 'R', 'I', or 'C', respectively, in rp 68 of shipment status documents. Requests for shipment tracing(DIC AFT) will be submitted by the consignee to the supply source in the format prescribed in paragraph E–20, table E–21. DIC AFT shipment tracer requests should be submitted no earlier than 10 days and no later than 60 days (90 days for medical requirements)after the date of shipment indicated in the shipment status document. An additional AFT will be sent after 15 days if no reply is received. DIC AFT tracer actions received by the consignor more than 60 days after date of shipment may result in negative response due to retirement or destruction of records on completed transactions. See paragraph 4–64 for processing action by the supply source.

(6) DIC AFT documents received on other than registered, insured, and certified mail/parcel post. These documents should be disregarded/discarded by supply sources as the MILSTRIP tracing procedures do not apply.

(7) Transshipment code. Although the mode code in rp 77 of the shipment status document indicates parcel post, if a transshipment code is present in rp 78–80, tracer action will be initiated in accordance with paragraph 3–75c(1) above.

3–76. Media and transmission of follow-up

Requisition follow-up requests will be transmitted according to the assigned PD. Normally, PDs 09–15 will be by mail, courier, or electrical transmission (transceiver).Transceivers are the preferred method and will be used when possible. PDs 01–08 will be sent by the fastest medium available (e.g., transceiver, teletype message, telephone, special delivery postal service).

3–77. Preparation of follow-up documents

a. Activities preparing follow-ups will use DD Form 1348(manual) or DD Form 1348M (mechanical).

b. Followups on exception data requisitions may be an administrative message (DIC ATE/AT5) or formatted teletype message(DIC AF1) when time is short. Follow-up by this means will be held to a minimum. DIC AF follow-ups on exception data requisitions will not include the exception data.

c. Administrative messages are prepared as follows (see also para D–1e (fig D–5)):

(1) They will not exceed seven follow-ups or the contents of a single page, whichever is greater. All follow-ups listed must be for the same elements within the recipient processing point (i.e., the RIC must be identical on all follow-ups).

(2) Enter as the first line of the message the words,“MILSTRIP FOLLOWUPS (EXCEPTION).” Follow-ups will be numbered, beginning with 1, followed by the first 66 rp of the data.Slashes will be used between the 18 fields of data as shown in para D–1e (fig D–5). The follow-up will repeat the original requisition data, except those elements amended by status data.

d. Formatted messages (to be used only for AF1 follow-ups) are prepared as described in paragraph 3–8.

3–78. Processing follow-up replies

Upon receipt of supply status (DIC AE_) with status code BF, the requisitioner will not submit a follow-up (DIC AT_/AF_).Status code BF means that the supplier will not take any future action.

Section VIII

Cancellation of Requisitions

3–79. General

The requisitioner (using DIC AC1), the supplementary address (using DIC AC2), or the activity denoted in rp 54–Service or agency headquarters or authorized command element (using DIC AC3), may cancel requisitions. If other than the requisitioner cancels a requisition, that activity will advise the requisitioner and other interested activities. Cancellation requests can be initiated as single line transactions (para E–12 (table E–12)) or by narrative message (para D–1c (fig D–3)) that contains one or more cancellation transactions.

3–80. Requests for cancellation

a. Some reasons for mass or universal cancellations are base closures, termination of special projects, ship and unit inactivation's, termination of agreements, and termination of vessel outfitting or construction. When service or agency headquarters know that a total project or requirement for a single base is no longer needed, they may request mass or universal cancellations. Such requests will be submitted in accordance with paragraph 4–71.

b. Cancellation requests represent a discontinued need for materiel; however, funds will not be deobligated and individual due-in records will not be changed until status has been received confirming the cancellation. Single line cancellation requests will be prepared according to paragraph E–12 (table E–12) and processed according to paragraph 4–64.Requests will be sent to the last known source holding the requisitions.

c. Single line item cancellation requests will not be sent under the conditions below:

(1) When a CONUS activity has received notice that shipment(such as DIC AS_, DD 250) has been made from a contractors facility or a depot.

(2) When an oversea activity has received shipment status and—

(a) The line item value of the cancellation is less than \$200.

(b) The materiel has been shipped by airmail or parcel post.

(c) The materiel was shipped more than 10 days by air to aerial port of embarkation (APOE) and 45 days by surface to water port of embarkation (WPOE).

d. Single line item cancellation requests will normally be sent for conditions not excluded by c above, regardless of dollar value or status received.

e. Requests to cancel requisitions for which status code BV has been received may result in transportation charges and contract termination costs if the supplier cannot cancel or divert shipment.(See para 4–65.)

f. The responsibility for using or disposing of materiel that could not be canceled or diverted is that of the consignee, command, or service headquarters.

g. Requests to reinstate previously canceled or rejected requisitions will not be made.

h. Status reply to cancellation requests will be furnished to the activity shown by the third digit of the DIC and the activity in rp 54, when appropriate.

i. A requisition will not be canceled until the requester receives a confirmation. However, cancellation will be valid when—

(1) Cancellation acknowledgement or other status has not been received, and

(2) The item is not on the back order validation following the cancellation request.

j. Credit allowances for items that are canceled or diverted or frustrated are shown in paragraph 4–67.

3-81. Receipt of notice of delayed items

When requisitioners receive supply statuses showing shipment-delayed items, back ordered by the supplier (status codes BB, BC, BD, BV, or BZ), they will—

- a. Review their requirements to determine if they still exist.
- b. Prepare single line item cancellation requests when appropriate.

3-82. Preparation of cancellation documents

a. Single line item cancellations will be prepared, other than cyclic, in accordance with paragraph E-12 (table E-12), using DD Form 1348 or 1348M. Cancellation will be sent to the same points and under the same criteria as for follow-ups. Single line cancellations on exception data requisitions will not include the exception data.

b. Mass or universal cancellations will be processed in accordance with paragraphs 4-71 and 4-72.

c. Follow-ups DIC AK_ may be sent 10 days after the original AC_ cancellation request if no acknowledgement of receipt of the DIC AC_ is received. If status is not received within 10 succeeding days, another DIC AK_ follow-up may be sent. If status is received acknowledging receipt of DIC AC_ or DIC AK_ documents, no further follow-up may be sent until 30 days after receipt of the last status.

3-83. Processing replies to cancellation requests

a. On receipt of supply status (DIC AE_) with status code BF, showing no record of the original requisition from the supply source, the receiving activity will—

- (1) Deobligate funds, if applicable.
- (2) Close the document record.

b. If the supply source records show that status code BF has been previously furnished, then that code will be status code BQ confirming cancellation.

Section IX

Validation of Requisitions—Materiel Obligation Validation (MOV) Procedure

3-84. General

a. This section prescribes policies and procedures for—

(1) The user to validate the continuing need for overage requisitioned requirements.

(2) Reconciliation of supply source back order records with the due-in records of requisitioners. (A supply source is any DOD component or GSA activity that keeps backorder records.)

b. The purpose, therefore, is twofold: (1) validation of need and (2) reconciliation of records. For ease of reference, these two functions will hereinafter be called materiel obligation validation(MOV).

c. Materiel obligation is the unfilled portion of a requisition (for a stocked or nonstocked item, NSN or non-NSN item) that is not promptly available for issue. It is recorded on backorder as a commitment for future issue, either from stock or by direct delivery from a vendor. Requisitions with status codes BB, BC, BD, BV, and BZ are subject to MOV. Requisitions which are to be filled by direct delivery from vendors, status codes BV and BZ, are excluded from automatic cancellation of the MOV process.

d. An MOV request is generated from a supply source to a requisitioner/control office for a comparison and validation of the continued requirement of outstanding requisitions held as materiel obligations by the supply source for all items except major end items. This also applies to long production lead time items(including PA-2 items), effective January 91 (see para 4-24b).

e. An MOV response is a reply by a requisitioner to an MOV request advising the supplier to—

- (1) hold a materiel obligation until supplied, or
- (2) cancel all or a portion of a materiel obligation.

f. A materiel obligation validation reinstatement request is a request by a requisitioner to reinstate requisitions(s) previously canceled due to requisitioners nonresponse to an MOV request (see para 3-90).

g. MOV will pertain to requisitions subject to this procedure under the age standard in paragraph 4-18.

h. Procedures for reconciling records and validating requirements of ILP requisitions are in chapter 11.

3-85. Special validations

Item managers may prepare special requirement validations to take care of changing situations as they occur. For example, they may need to validate requirements for high-dollar value, critical items, or for NSNs that have the largest number of back orders on record or account for certain percentages of the total back orders. These special validations should be selective. They may be made regardless of whether the back orders were previously reconciled and validated. Item managers determine critical items.They are those essential items in short supply or expected to be in short supply for a long time (para 4-31). Requests for special back order validation and responses to those requests will always be by message.

3-86. Validation requests to GSA

GSA will not submit back order validation requests for non-stocked items valued at less than \$200. They will not be submitted until procurement lead-time has expired and the age standards (para 4-24) have been met. Requisitioners should review their due-in records for requisitions to GSA that meet the age standard to determine the continuing need for the demand. If the need no longer exists, a cancellation transaction, DIC AC_, should be sent to the proper supply source (sec VIII, this chap.).

3-87. Scheduled back order validation request action

DA prescribes back order validation schedules. See para D-3 (fig D-13) for detailed format for validation of back order.

a. Requisitioners who have scheduled validation request transactions intended for other recipients will send them to the intended recipients when known by the fastest means. Otherwise, the documents will be returned promptly.

b. MOV request transactions will be received through DAAS via AUTODIN and mail. This depends on the M&S code, rp 7, as well as the distribution code, rp 54 (para 4-24c).

c. When the MOV request transactions are received, they should be checked with the MOV request control transaction (para E-27(table E-29)) of the batch for complete count. If the count is correct, the batch will be acknowledged by returning the control transaction using DIC AP9. Include the date in rp 41-44 (para E-29 (table E-31)). This acknowledgement will be returned by AUTODIN, when possible. The in-the-clear address of the supply source will be preprinted on the control transaction for those batches mailed. Acknowledgement, DIC AP9, will not be delayed. Prompt acknowledgement of each batch as received will preclude needless supply source follow-up, DIC ANZ, and transmission of duplicate DIC AN_ transactions (para 4-27).See para D-3 (fig D-14) for detailed follow-up on validation request.

d. Activities which do not receive the total number of transactions shown in the MOV control transaction will do one of the following:

(1) If AUTODIN is used, the DIC of the MOV control transaction will be changed to "APX" and the transaction returned to the supply source or to DAAS.

(2) If mail is used, the DIC of the control transaction will be crossed out, APX annotated, and the transaction returned."All MOV requests not received, resubmit," may be added to the transaction if desired. All mailed DIC APX transactions should be sent only to the supply source. All DIC "APX" transactions returned to the supply source means that, or serves notice that, the supply source should retransmit that specific batch.

e. Responses to validation requests need not be batched.

f. If receipt is not acknowledged and no response documents are

received by the due date in rp 75–77, the supply source will automatically cancel the validation request document of the item. This does not apply to ILP requisitions that include Agency for International Development, FEDSTRIP agency code 72.

g. Listings will not be furnished with MOV reconciliation request transactions due to the use of AUTODIN.

3–88. MOV reconciliation and validation

a. Recipient of MOV requests (either scheduled or special) must review each item *with the user* to determine continued need and quantity. Items that are requested but are not on the records of the recipient of the request will also be furnished to the user for validation. Items on the records of recipients of the validation requests and meet the overage standard but are not requested will, likewise, be reviewed with the user.

b. The recipient of back order validation requests will match the items cited as being on back order at the supply source with the records of unfilled demands. These two records must agree.

c. Requisitioners may request the status of any outstanding items having met the back order age criteria, and not included with the scheduled MOV requests. When a status is desired, the requisitioner will furnish the supply source with the normal follow-up document in the DIC AF/AT series.

3–89. Responses to MOV requests

a. Responses to special validation requests will be by message. Format is at figure D–11. The responses will be sent in time to meet the “request reply by” date in the message. It will—

(1) Contain the document number of the demand or back order as contained in the validation request message, the stock or part number, and the quantity needed to continue on back order.

(2) Contain the number of items received before preparing the response.

(3) Advise whether items on back order should be canceled or requirements still exist and should continue on back order.

b. When the back order is reconciled and validated, a DIC AP_response (para E–28(table E–30)) for each DIC AN_request transaction will be sent to the supplier that submitted the requests, except when procedures in paragraph 3–89.1 are followed. This is required by receipt of scheduled back order validation request documents.

(1) DIC AP_response transactions will be sent through DAAS via AUTODIN when the activity has access to an AUTODIN terminal with data pattern (transaction) transmitting capability.

(2) A validation control transaction is not required with DIC AP_response transactions returned by mail or AUTODIN. DIC AP_response transactions will be sent as individual transactions or small batches and as soon as practical after validation. Accumulation of DIC AP_transactions for large or one-time transmission is not required and is discouraged. Prompt transmission of DIC AP_transactions will preclude shipment or release of items no longer needed.

c. Responses will be submitted to the supply source by the reply due date on the request transactions. Failure to do this will result in requisitions being automatically canceled. The requisitioner will show the action to be taken on each scheduled back order validation request as follows:

(1) The quantity field of the DIC AP_response document will show the amount still needed. The advice code field will be left blank. If total cancellation is desired, the quantity field will be zero-filled.

(2) When a requirement is to be retained on back order and the PD or the RDD/RDP (conventional ammunition only) changes due to reassessment, a requisition modifier (change) with a DIC in the AM_series will also be prepared to show the revised PD or RDD/RDP(conventional ammunition only). In this case, the requisitioner will prepare the requisition change document, complete all prescribed data entries, and show the upgraded or downgraded PD or RDD/RDP(conventional ammunition only).

d. Requisitioners with no reproducing capability may respond to back order validation requests by annotating the originals

((1)through (4) below) and returning them under a transmittal letter. In these cases, the letter will show that the enclosed documents represent those items needed to be retained on back order and those that need to be canceled.

(1) Annotate DIC AP_ in block G of all request transactions.

(2) When the total quantity on back order is still needed, enter that amount in block 8.

(3) When the total quantity is to be canceled, enter five zeroes in block 8.

(4) When a partial quantity is to be canceled, enter that amount in block 8.

e. For each item canceled because of validation, suppliers will send the activities to which back order validation requests were submitted a supply status DIC AE_reply. This includes cancellations resulting from failure to respond to validation requests. It will contain status code BR or BS.

f. The activity that prepares a cancellation request or fails to respond to a DIC AN_validation request transaction will get credit allowances (para 4–74).

3–89.1. DAAS response to MOV requests

Units may use DIC AP8 transactions when they are unable to respond to MOV cycles due to various situations (an example of a specific situation would be a field maneuver) or they may use them in conjunction with regular MOV processing. The procedures for using this transaction are as follows:

a. Deployed units, afloat units, and CONUS/OCONUS locations that are unable to acknowledge receipt or respond by the prescribed date (table 4–2) may request DAASO to provide temporary response to MOV requests. The unit must first request and obtain approval from the MACOM or theater/fleet commander. Upon approval, MACOM/theater/fleet commander will formally request this action from DAASO by message (fig D–11.1). The request will be for only one cycle at a time (a separate message will be required for each MOV cycle). Upon receipt of the message request, DAAS will generate and process a DIC AP8 transaction (para E–28.1, table E–30.1) that will in turn generate DIC AP_MOV responses to inventory control points (ICPs). (Note: Requests received prior to the beginning of an MOV cycle will enable DAAS to suppress the DIC AN_transactions to the affected activity.)

b. MOV activities may submit a single DIC AP8, MOV response,(para E–28.1, table E–30.1) to DAAS for all MOV backorders in lieu of individual DIC AP_responses for each DIC AN_MOV request. Single MOV responses, however, must be verified as valid and the quantity remain unchanged. DAAS will convert the single DIC AP8 transaction to individual DIC AP_responses using their DIC AN_history file. These DIC AP_responses will be transmitted along with any individual DIC AP_responses generated by the MOV activity for records which have changes to the proper ICP.DAAS will process the DIC AP8 no earlier than 7 days after receipt, but no later than the last day of the cycle. MOV activities using the DIC AP8 process must ensure that DIC AP_responses are generated for any record that is different from the DIC AN_transaction. Otherwise, DAAS will generate a DIC AN_response to the ICP indicating “no change”.

3–90. The MOV reinstatement request

a. The MOV reinstatement request is a request by a requisitioner to reinstate requisition(s) previously cancelled due to requisitioners nonresponse to an MOV request.

b. Requisitioning activities in receipt of confirmed cancellations (status code BS) as a result of the MOV program may request reinstatement of canceled requisitions for a period not to exceed 60 days following the transaction date (rp 62–64) of the BS cancellation. Reinstatement of canceled requisitions will be accomplished on-line; off-line reinstatement requests will not be honored.

c. When reinstatement is required, the requisitioner will furnish the supply source a DIC APR transaction (table E–32), MOV reinstatement request (para E–30), for the quantity required. The quantity reinstated may be equal to or less than, but shall never exceed, the canceled quantity. (Any quantity exceeding the “BS”

quantity will be rejected on an AE_transaction with DM status.) APR document should be prepared using the AE_ document (with BS status) as a basis to ensure that the correct suffix code is included. The advice code of the original requisition must be perpetuated in the APR document, or this field will be treated blank.

**Section X
Returning Materiel**

3-91. Materiel returns program (MRP)

To report, use, screen, redistribute, and dispose of excess personal property, see chapter 7.

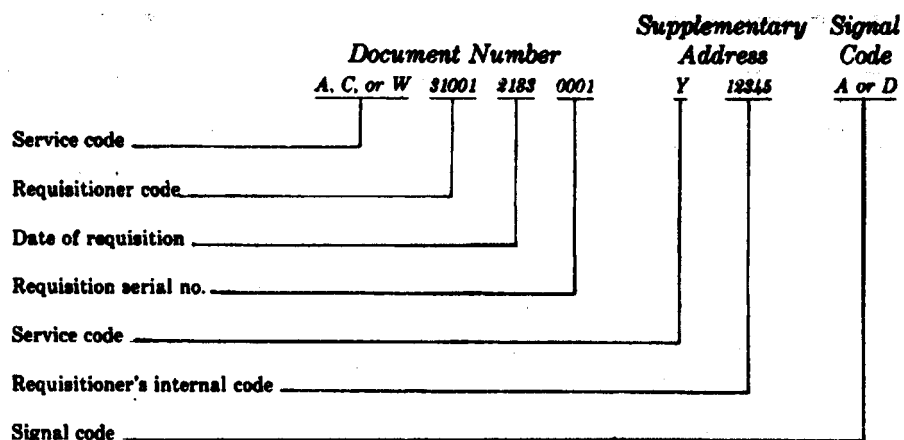
3-92. Return of materiel to the supply distribution system
Instructions for shipping materiel back to the supply distribution system and lateral transfers are in section VIII, chapter 4.

3-93. Turn-in or shipments to the Defense Reutilization and Marketing Office (DRMO)

Installations or activities will use the uniform Disposal Release Order (DD Form 1348-1) (para B-3 (fig B-3)) to document turn-in or shipments to DRMO. Use of this form and the data are mandatory, (see chapter 8 for instructions).

**Table 3-1
DD Form 1348M Requisition Data Block Entries**

Record Positions	Top line Field Designation	Type Bar Space
1-3	Document identifier code (DIC)	1-3
4-6	Routing identifier code (RIC)	4-6
7	Media and status code	7
8-22	National stock number	8-22
23-24	Unit of issue	23-24
25-29	Quantity	25-29
30-43	Document number	30-43
44	Demand or suffix code	44
45-50	Supplementary address	45-50
51	Signal/hold	51
52-53	Fund code	52-53
54-56	Distribution code	54-56
57-59	Project code	57-59
Record Positions	Second Line	Type Bar Space
60-61	Priority designator code	1-2
62-64	Required delivery date/required delivery period(conventional ammunition only)	3-5
65-66	Advice code	6-7
67-69	Date of receipt	8-10
70-80	Variable data dependent upon type of document	11-21



A - Bill "requisitioner"

D - No billing

Figure 3-1. Shipment and Billing to the Requisitioner

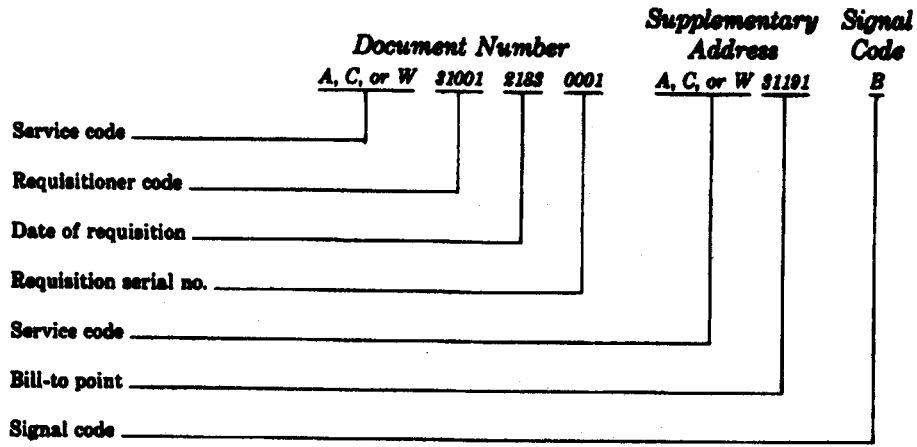
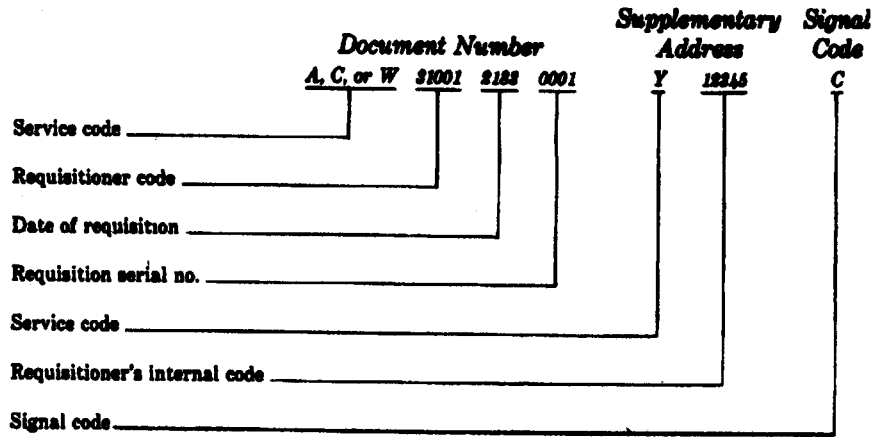


Figure 3-2. Shipment to Requisitioner and Billing to Supplementary Address



C = Bill "other" than requisitioner or supplementary address

Figure 3-3. Shipment to Requisitioner and Billing to Other Than Requisitioner or Supplementary Address

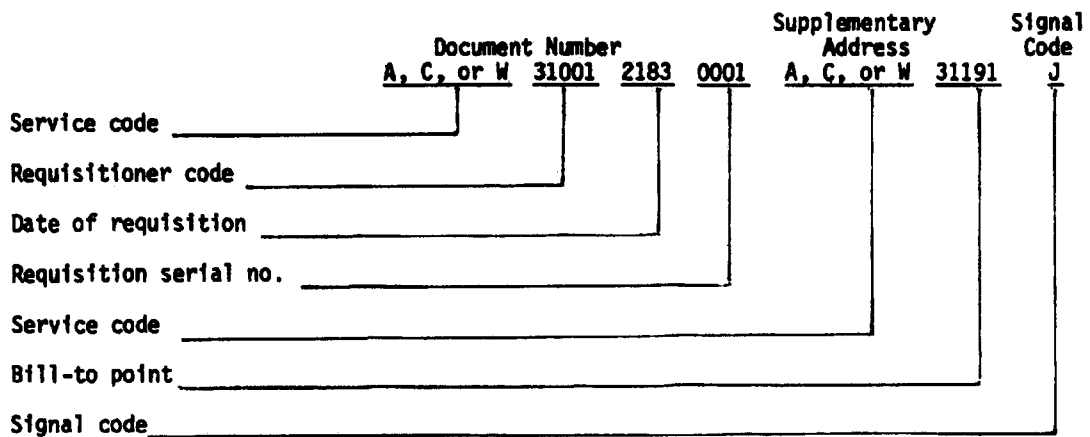


Figure 3-4. Shipment to Supplementary Address and Billing to Requisitioner

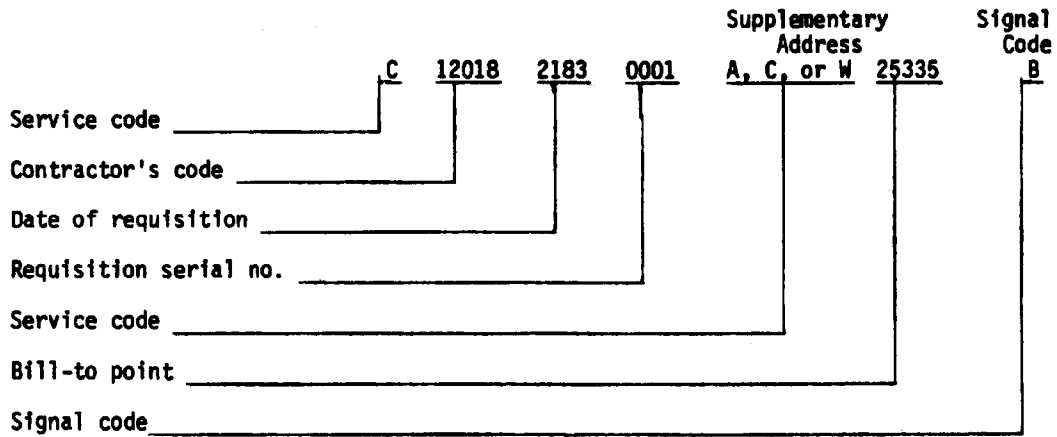


Figure 3-5. Shipment to Contractor and Billing to Army Installation

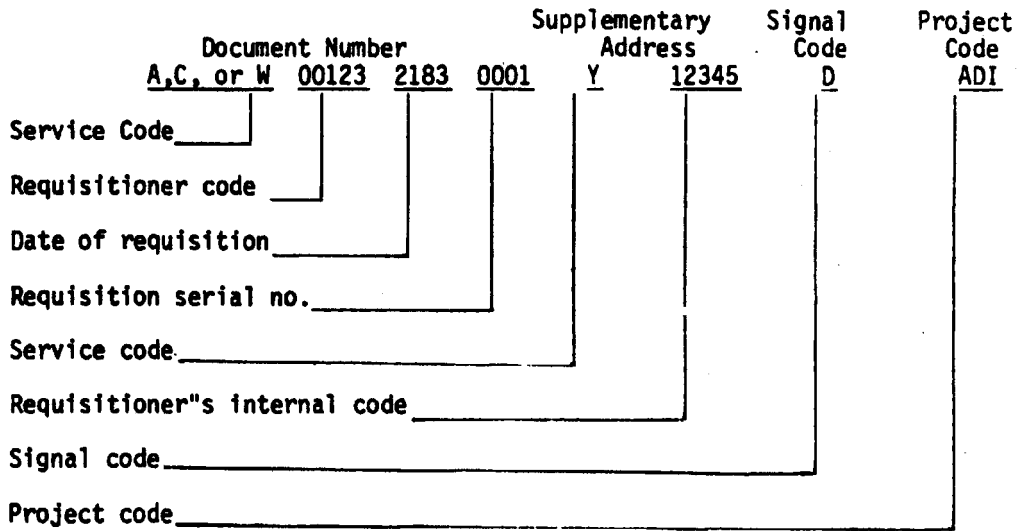


Figure 3-6. Overseas-initiated Contingency Plan Requisition (No Billing)

JULIAN DATE CALENDAR

(PERPETUAL)

Day	Jan	Feb	Mar	Apr	May	June	July	Aug	Sep	Oct	Nov	Dec	Day
1	001	032	060	091	121	152	182	213	244	274	305	335	1
2	002	033	061	092	122	153	183	214	245	275	306	336	2
3	003	034	062	093	123	154	184	215	246	276	307	337	3
4	004	035	063	094	124	155	185	216	247	277	308	338	4
5	005	036	064	095	125	156	186	217	248	278	309	339	5
6	006	037	065	096	126	157	187	218	249	279	310	340	6
7	007	038	066	097	127	158	188	219	250	280	311	341	7
8	008	039	067	098	128	159	189	220	251	281	312	342	8
9	009	040	068	099	129	160	190	221	252	282	313	343	9
10	010	041	069	100	130	161	191	222	253	283	314	344	10
11	011	042	070	101	131	162	192	223	254	284	315	345	11
12	012	043	071	102	132	163	193	224	255	285	316	346	12
13	013	044	072	103	133	164	194	225	256	286	317	347	13
14	014	045	073	104	134	165	195	226	257	287	318	348	14
15	015	046	074	105	135	166	196	227	258	288	319	349	15
16	016	047	075	106	136	167	197	228	259	289	320	350	16
17	017	048	076	107	137	168	198	229	260	290	321	351	17
18	018	049	077	108	138	169	199	230	261	291	322	352	18
19	019	050	078	109	139	170	200	231	262	292	323	353	19
20	020	051	079	110	140	171	201	232	263	293	324	354	20
21	021	052	080	111	141	172	202	233	264	294	325	355	21
22	022	053	081	112	142	173	203	234	265	295	326	356	22
23	023	054	082	113	143	174	204	235	266	296	327	357	23
24	024	055	083	114	144	175	205	236	267	297	328	358	24
25	025	056	084	115	145	176	206	237	268	298	329	359	25
26	026	057	085	116	146	177	207	238	269	299	330	360	26
27	027	058	086	117	147	178	208	239	270	300	331	361	27
28	028	059	087	118	148	179	209	240	271	301	332	362	28
29	029		088	119	149	180	210	241	272	302	333	363	29
30	030		089	120	150	181	211	242	273	303	334	364	30
31	031		090		151		212	243		304		365	31

For leap year add one to each date after 28 February

Figure 3-7. Numerical Date Calendar

Chapter 4 The Supplier

Section I Processing Requisitions—Source of Supply

4-1. Types of supply documents

a. Two types of supply documents may be received by suppliers. (See para C-1a.) Those that pertain to the issue or release of material and those that are informative and not intended to release material.

b. Supply documents are identified by the DIC in block 1, DD Form 1348; in rp 1-3, DD Form 1348M; in the first three blocks of DD Form 1348-6; or in block 1, SF 344. The supply documents below may be processed by the supply source:

(1) Requisitions received directly from requisitioners within DOD. This input will be received by transceiver, electrical media other than transceiver, administrative electrical message, telephone, radio, or mail. (Input received by administrative electrical message, telephone, or radio will not be confirmed.) Requisitions may be received from non-DOD activities authorized to order on DA supply sources by mail, electrical message, telephone, radio, or by SF 344. The format may be peculiar to the requisitioning activity. Supply sources receiving orders by telephone will record the data on DD Form 1348, DD Form 1348M, or DD Form 1348-6.

(2) Referral orders (DIC A4_). Received from—

(a) Another supply source or supply distribution system.

(b) Wholesale inventory control point (ICP) to retail or intermediate level of supply. This is based on Secondary Item Management—Expanded (SIMS-X) criteria (AR 710-1).

(3) Passing orders (DIC A3_). Received from another source of supply or distribution system.

(4) Material release denials (DIC A6_). Received from storage activities to reinstate a request to issue materiel. The quantity shown in the quantity field represents the unshipped portion of the requirement.

(5) Redistribution orders (DIC A2_). Received from management. See paragraph E-4 (table E-4 for detailed format).

(6) Reentry of materiel requests (DIC (Internal)). An internal action that results in the reentry of materiel requests previously established as back order or suspended for managerial review. Format of reentry will be the same as the original document.

(7) Other authorized forms. Other types of supply documents authorized by DOD, including the Multi-Use Standard Requisitioning/Issue System Document (SF 344).

c. Requisitions will be sequenced major to minor for processing as follows:

(1) PD in rp 60-61.

(2) OSD/JCS project code, when entered in rp 57-59 will rank the requisition above all other requisitions within the same priority designator.

(3) Expedited handling signal ("999" in rp 62-64) with PD 01, 02, or 03 in rp 60-61.

(4) "N" (NMCS) in rp 62 and PD 01 through 08 in rp 60-61.

(5) "E" (ANMCS) in rp 62 and PD 01 through 08 in rp 60-61.

(6) Expedited handling signal ("555" in rp 62-64) and PD 01 through 08 in rp 60-61.

(7) RDD/RDP (conventional ammunition only) or RAD in rp 62-64.

(8) Requisition document date in rp 36-39. The oldest document number date within requisitions of the same priority.

(9) RDP in rp 62-64 if later than the SDD (conventional ammunition only).

(10) For subsistence requisitions, the assigned RDD is the primary processing criteria, while the assigned PD dictates the precedence of internal supply processing action for requisitions having identical RDDs.

d. The following types of informative supply documents may be

processed by the supply source. These documents are identified by the DIC in rp 1-3, DD Form 1348M, or block 1, DD Form 1348.

(1) Followups (DIC AF_, AK_, or AT_). Requisitioners, supplementary addresses, and the activities in rp 54 (mechanical form) or block 18 (manual form) may submit follow-ups.

(2) Cancellations (DIC AC_). See (1) above.

(3) Materiel release confirmations (MRC) (DIC AR0, ARA, and ARB). MRCs are received from storage activities (SAs). The quantity shown in the quantity field represents the amount actually shipped.

e. DICs for supply documents are as follows:

(1) *First position.* An alphabetic A identifies transactions on requisitioning and issue systems, regardless of service or system within service.

(2) *Second position.*

(a) This will always be numeric when the document in which it is entered results in positive distribution decisions or alters accountable balances.

(b) This will always be alphabetic when the document in which it is entered is informative and does not necessarily result in distribution decisions or alter accountable balances. Examples are supply statuses, follow-ups, and cancellations.

(3) *Third position.* This position may be either numeric or alphabetic. A numeric character in the third position means that the transaction relates to a requisition from an overseas Theatre; an alphabetic character in the third position relates to a domestic (CONUS) transaction. It further identifies the item as to part number and NSN. These alpha/numeric coded DICs are listed in paragraph C-1b.

4-2. Processing supply documents

a. Before putting supply documents into the processing system, they will be edited for correct routing, justification and authorization (when applicable), accuracy, and availability. (See table 4-1.)

b. When ILP requisitions or other documents have a RAD with a shorter lead time than when the materiel will be available, the supplier will send a supply status transaction, DIC AE8, status code B3 in rp 65-66. It will show true availability date. Recipients will adjust all records to the new availability date. Status code B3 will be used on intra-Service transactions when authority, obtained through proper channels, has been granted.

c. To compute the submission time, processing points will record the date of receipt in rp 67-69 of each requisition, redistribution order, and passing order. Submission time provides a basis for the ICP to measure the first cycle segment of UMMIPS for supply effectiveness. It will be recorded in requisition history files to measure overall supply and transportation effectiveness.

d. The date received will not be carried in passing orders between distribution systems. It will be carried in reorders within the same distribution system.

e. Submission time will be computed by subtracting the date in rp 37-39 from the date in rp 67-69 of the demand document.

f. The RIC "From" when required, will be entered in rp 74-76 of redistribution or passing and referral orders.

g. Exception data will be carried in all documents when critical to processing.

h. Passing orders are used to pass a misrouted requisition to another supply source. Referral orders are used when the requisition was routed correctly but must be passed to another supply source. The document number of a requisition will be used in all passing or referral orders and MROs. See paragraph E-5 (table E-5) for passing order data entries. See paragraph E-6 (table E-6) for referral order entries. Record positions 67-69 of the referral order will contain the date the requisition was received.

Note. Back order release referrals from ICPs to the Single Manager for Conventional Ammunition will contain "888" in rp 67-69.

i. Status documents indicating rejection with status code CA (para C-15c (table C-31)) will be prepared in narrative teletype message

format and will include the reason for rejection. Such narrative message will be used only when CA status code is initially generated. When this offline CA supply status is provided, an automated CA supply status, DIC BE3 (para E-98) table E-99), will be provided to DAAS for perpetuation (as DIC XE3) to the LCA. Subsequent responses to follow-ups on which CA status code has previously been provided will be prepared using normal supply status transaction format and will be transmitted via AUTODIN. The reasons for rejection will not be transmitted in response to follow-ups unless the supply source has received an inquiry off-line (mail, message, or telephone) from an authorized status recipient. DIC BE3 will not be used when preparing responses to follow-ups on which CA status code has previously been provided.

j. Requisitions received by supply source that contain a document number that is recorded in its history file and shows status code BF will be processed as follows:

(1) When record was established with follow-up DIC AF_, continue processing as a new requisition after a thorough review to preclude duplicate shipments.

(2) When record was established with cancellation DIC AC_, cancellation follow-up, DIC AK_, the requisition will be rejected back to the originating activity with supply status DIC AE_, and status code BF.

k. If a manually prepared requisition contains superfluous shipping instructions as exception data, the supplier may change the exception DIC to a nonexception DIC (example: change DIC A0E/A05 to DIC A0A/A01) and continue processing. When a requisition contains exception data that is not allowed (see para 3-12) the requisition will be rejected with status code CA.

4-3. Supply source processing of RDP requisitions (conventional ammunition only)

a. Requisitions with an RDP that has an earliest delivery date that is within the standard UMMIPS timeframes for the PD will be processed in accordance with the time period established for that PD.

b. Requisitions with an RDP that has an earliest delivery date that is longer than the standard UMMIPS timeframes for the PD will not be placed on backorder. If stock is not available, the requisition will be referred or rejected back to the customer. If stock is available, an MRO will be issued to the storage facility. The shipping activity will establish necessary control mechanisms to provide timely shipment to the customer.

c. Requisitions that cannot be delivered within the RDP will be rejected with status code CB.

d. RDP procedures do not apply to FMS or Grant Aid requisitions.

4-4. Processing requisition modifier documents

a. Supply sources will process requisition modifier documents for requisitions on backorder or for requisitions for which materiel release confirmations (DIC AR_) have not been posted. (Restrictions for modifying GFM requisitions and associated transactions are contained in chap 16.) The original requisition and materiel obligation will be modified and normal processing continued. When rp 45-50, rp 57-59, rp 62-64, or rp 65-66 of the DIC AM_ is blank, the original requisition will be modified accordingly.

b. Requisitions which have been sent to procurement for direct delivery will not be modified except for:

(1) DIC AM_ which contain a revised Country FMS Offer/Release Option Code (rp 46) and/or Freight Forwarder Code (rp 47). The format for submitting the modification to procurement is at paragraph E-25 (table E-27) (DIC AMF).

(2) DIC AM_ which contains "555" in the RDD/RDP (conventional ammunition only) field (rp 62-64).

Note. The RDD may not be changed to "555" after the effective date of the mass cancellation. The format for submitting the modification to procurement is at paragraph E-25 (table E-27) (DIC AMP). Status

code "B2" will be provided to all eligible recipients when the requisition is not modified.

(3) DIC AM_ which contain changes to the supplementary address (rp 45-50) and signal code fields in the format in paragraph E-25 (table E-27) (DIC AMF). Signal code will be indicated in rp 77.

c. If the MRO is still open (no DIC AR_ received from the storage activity) when the requisition modifier is received, an MRO modifier (DIC AM_) will be sent to the storage activity. If, however, the DIC AR_ has been received, indicating the item has been shipped, before the requisition modifier is received, no attempt will be made to modify the requisition or MRO. Supply status B2 will be provided.

d. Requisitions on which split actions have been taken will be modified for that portion that remains on backorder. Provide status code "BK" for that portion that was modified and status code "B2" for the portion not modified.

e. If the item was referred under SIMS-X, the requisition will not be modified and status code "B2" will be provided to all eligible recipients.

f. If modifiers are received and there is no record of the requisition, the document will be processed as a new requisition.

g. If DIC AM_ matches a document number recorded in the supply source's history file showing status code "BF", process as follows:

(1) If record was established with follow-up DIC AF_, process as a new requisition, after reviewing records, to prevent duplicate shipments.

(2) If record was established with DIC AC_, or DIC AK_, reject to the originating activity with a DIC AE_, status code "BF".

h. If DIC AM_ are received for NSNs that are the responsibility of another supply source, forward to the correct SOS. Enter the forwarding activity RIC in rp 67-69 of the DIC AM_.

(1) The DIC AM_ initiator will be provided supply status DIC AE_, with status code "BM".

(2) Receiving SOS will not automatically pass these modifiers back to the supply source from which received (RIC from rp 67-69) without its permission.

i. SOS will furnish status to all eligible recipients after processing the DIC AM_ as follows:

(1) When the DIC AM_ contains invalid entries for data elements listed in paragraph 3-11a, which would require rejection under the requisition edits prescribed in table 4-1, the DIC AM_ will be rejected by DIC AE_ with status code D7. This supply status transaction will contain the same data fields as on the unmodified requisition. This will allow the initiator of the AM_ document to rebuild the requisition as it appears on the supply source records. Where modification of the RDD and advice code is requested but not accomplished, the supply status will contain a transaction date in rp 62-64 and a rejection status code in rp 65-66, in lieu of the original RDD and advice code. The supplier will use DIC AE8 in preparing this status. DAAS will convert the AE8 to the appropriate AE_ transaction (see para 4-60a).

(2) When the DIC AM_ is not honored because the requested modifications cannot be made, provide a DIC AE_ with status code B2 to the activities designated on the unmodified requisition. This supply status transaction will contain the same data fields as on the unmodified requisition. This will allow the initiator of the AM_ to rebuild the requisition as it appears on the supply source records. Where modification of the RDD and advice code is requested but not accomplished, the supply status will contain a transaction date in rp 62-64 and a rejection status code in rp 65-66, in lieu of the original RDD and advice code.

(3) If the DIC AR_ has been received, indicating the item has been shipped, before the AM_ is received, supply status code B2 will be provided as in paragraph (2) above.

(4) When the requested modifications have been made, provide a DIC AE_ with status code BK.

j. Supply sources will process requested modifications only when all data fields can be modified as requested. If this cannot be done, reject the modifier with status code B2.

k. In addition, when modifier documents are processed, supply sources will provide the latest supply or shipment status in accordance with the M&S code and distribution code.

4-5. Routing edit

For documents that are not the responsibility of the receiving supply source, take the action below.

a. If the proper supply source can be determined—

(1) Prepare a passing order transaction (DIC A3_), except as shown in (3) below.

(2) Prepare a status transaction (DIC AE8), using status code BM and the routing identifier of the supplier to which the requisition is being passed.

(3) Reject or pass the requisition as follows:

(a) If ILP requisition has distribution code B in rp 54 (para C-11) and the current source is DLA, GSA, or another military service, then reject the requisition to the USASAC using code CH(para C-15c, table C-31).

(b) If ILP requisition has a distribution code other than B, a fund code in rp 52-53 and the current source is DLA, GSA, or another military service, then pass the requisition to the proper source, with applicable status to the activity indicated by rp 54.

(c) If rp 54 contains other than distribution code B and rp 52-53 are blank and the current source is DLA, GSA, or another military service, then reject the requisition to the activity indicated by rp 54.

(4) Non-NSN requisition (mechanical) when passed or referred, will be sent to another supply source as follows:

(a) If there are no reference data in rp 70-80, use AUTODIN or message.

(b) If there are reference data in rp 70-80, either omit it and send by AUTODIN or message or perpetuate pertinent data and send by mail. This is the option of the passing or referring activity.

b. If the proper supply source cannot be determined after research of the stock number, prepare a supply status transaction(DIC AE8) citing reject code CA or CG. Reject the requisition to the originator (para C-15c, table C-31).

4-6. Justification or authorization edit

a. This edit will apply under one of two conditions.

(1) The item is controlled or regulated and managed to prevent automatic release.

(2) Requisitioners must furnish justification or authority for the item. These data will be entered in the remarks blocks or sent with the requisition. Exception data requisitions have a 5 or an E in the third position of the DIC.

b. This editing will be according to section IV, chapter 3. When requisitions are rejected because of justification or authorization edit, DIC AE_ with status code CA or CQ (para C-15c, table C-31) will be sent to all eligible recipients (rp 30-35, 45-50, and 54).

c. The recipient will ignore duplicate requisitions, passing or referral orders, redistribution's, and materiel release orders.

4-7. Accuracy edit

a. All supply documents will be edited to ensure that essential data are complete and correct for processing (table 4-1). Supply sources will make changes, continue processing, or reject the documents.

b. Documents will be rejected only after an attempt has been made to correct the questionable data element or code. Rejection of requisition transaction will be according to the coding structure in paragraph C-15c (table C-31).

c. Wholesale supply sources will validate FSC/NIIN compatibility and process requisitions as follows:

(1) If the FSC and NIIN match, the requisition is processed as submitted by the requisitioner.

(2) If the FSC and NIIN do not match and the FSC has previously been assigned to that NIIN, the FSC is changed (and the customer notified), and the requisition is processed.

(3) If the FSC and NIIN do not match and the FSC has never

been assigned to that NIIN, the requisition is rejected to the customer.

d. If rejections apply to more than one data element or code and no other reject status code is applicable, reject under status code CA (para C-15c, table C-31) in accordance with paragraph 4-2i.

e. To prevent duplicate shipments, supply sources and storage activities will set necessary controls to prevent duplicate requisitions, redistribution, passing, referral and materiel release orders (MRO) from entering into the supply system. Internal procedures will be established to detect document duplication within the same day's processing cycle. The document number (entries in rp 30-44) will be used as a basis for determining duplicate documents. (As an exception, FMS transactions will include entries in rp 30-50).

4-8. Availability edit

a. *Processing sequence.*

(1) All valid supply documents will be processed for availability edit in PD sequence. (This includes recycled requisition modifiers and back order releases.) These supply documents will be further sequenced within PD and processed as shown below. For subsistence requisitions, the assigned RDD is the primary processing criteria, while the assigned PD dictates the precedence of internal supply processing action for requisitions having identical RDDs.

(a) OSD/JCS project codes, when entered in rp 57-59.

(b) Expedited handling signal (999 in rp 62-64) with PD 01, 02, and 03 in rp 60-61.

(c) "N" (NMCS) in rp 62 and PD 01 through 08 in rp 60-61.

(d) "E" (ANMCS) in rp 62 and PD 01 through 08 in rp 60-61.

(e) Expedited handling signal (555 in rp 62-64) and PD 01 through 08 in rp 60-61.

(e1) Expedited transportation signal "777" in rp 62-64 and PD 01-08 in rp 60-61.

(f) Required delivery date/required availability date/required delivery period (conventional ammunition only) in rp 62-64.

(g) Requisition document date in rp 36-39.

(2) Principal items will conform with priorities in DAMPL.

(3) Procedures will be set up to process requisitions that contain code S in rp 62 against the availability record in priority sequence. The MRO will be held and released to the storage activity in time for materiel to be shipped 50 days before the extended RDD/RDP (conventional ammunition only).

(4) In interservice actions, when materiel will not be available by the RAD, status will be furnished the requester. The status transaction will show the true availability date. This will be by use of DIC AE8 with supply status code BB, BV, or B3. The requesting activity will adjust all records to reflect the new availability date. When the supplier is aware that the established RAD will not be met, the appropriate control office (ILCO) will be notified. The advice of RAD slippage will be furnished the ILCO by letter or message, or DIC AE8 with supply status code B3.

(5) The supplier will set control levels to restrict issues against initial fill requisitions for PWRMS consumable item requirements. This will ensure that—

(a) Assets available below the Approved Force Acquisition Objective (AFAO) are not issued against requisitions for PWRMS requirements that contain signal code D or M in rp 51.

(b) Assets available below the Reorder Point (ROP) are not issued against requisitions for PWRMS requirements that contain a signal code other than D or M in rp 51 and a PDs 04-15 during initial processing.

b. *Availability search.* Inventory managers will set control levels on critical stocked items to ensure that they are available for PDs 01-08 requirements. These controls will not exceed the maximum safety level quantity but may be for lesser amounts. Requirements for PDs 09-15 will be filled with assets in excess of control levels set for PDs 01-08. Assets retained for PDs 01-08 will be used for PDs 09-15 requisitions if review shows that this will not impair the capability to fill potential PDs 01-08 requisitions. Availability edit will include locations, purpose code, substitutions, fabrication or assembly, and provisions for using mobilization stocks.

(1) *Location.* The proximity of storage point to consignee will be

considered to best support the customer's need within the time allotted by the RDD.

(2) *Purpose codes.* Availability edit will be made against purpose codes other than J, N, and P according to standards set by inventory managers.

(3) *Purpose codes J, N, and P.* This materiel will not be issued for other than FMS, Supply Support Arrangements (SSA), or Grant Aid (GA) requirements without prior written approval from Commander, AMC, ATTN: AMCDS, 5001 Eisenhower Avenue, Alexandria, VA 22333-0001.

(4) *Condition.* Search will be made according to current standards, subject to modification by advice code 2G.

(5) *Substitution.*

(a) Direct substitution is authorized, except when advice code 2B, 2F, or 2J, is used. If direct substitution is made, a supply status transaction, with status code BH, will be furnished.

(b) Conditional substitution offers will be sent to requisitioner by supply status transaction. Reject status code CJ will be used. Conditional substitution may be made after the requisitioner concurs and on receipt of a new requisition.

(6) *Local procurement or fabrication.* Except for overseas requests, requisitions received for items designated for local purchase or fabrication without advice code 2A will be rejected. Reject advice codes CK or CP will be used. Oversea requisitions for items designated for local purchase or fabrication received without advice code 2A will be processed to complete supply action.

(7) *Quantity.* The exact quantity ordered will be supplied, except as follows:

(a) *Unit pack adjustments.* Issue quantities will be adjusted to unit pack. However, resulting quantities must be within 10 percent plus or minus that requested. Preference will be to make downward adjustments. Unit pack adjustments will not be applied to requisitions with PDs 01-10, or if advice code 2D is in the requisition. If unit pack information is not available, management code G (para C-35, tables C-52 thru C-57) may be entered in rp 72 of the MRO authorizing the shipping depot to adjust quantities. When quantities are adjusted, a supply status transaction, using status code BJ, will be prepared and sent to the requisitioner. It will show the total quantity being processed against the requisition.

(b) *Unit pack adjustments, ammunition, and nonperishable subsistence.* Quantities on supply documents will be adjusted to unit pack, regardless of PD. Preference will be to make upward adjustments.

(c) *Contract variance adjustments.* When quantity adjustments are made by a vendor as allowed under the contract variance option, the supply source will send a supply status transaction with Status Code BJ to the requisitioner, to identify the quantity change. The quantity shipped will appear on the status transaction.

(8) *Multiple supply actions.* Quantitative edit of supply documents may result in multiple documents. This may be any combination of MROs, referral orders, back orders, or rejects needed to show action taken on the total quantity requisitioned. MROs may be further divided by locations, ownership or purpose codes, conditions, and stock numbers. Multiple supply documents will be separately identified by using suffix codes. See paragraph C-7.

(a) Suppliers will enter suffix codes on documents that involve partial quantities, such as—

1. Referral actions for a partial quantity.
2. Passing actions for a partial quantity.
3. Release of a partial quantity.
4. Rejection of a partial quantity.
5. Back order of a partial quantity.
6. Back order release of a partial quantity.
7. Procurement of a partial quantity for direct delivery by a vendor.
8. Any other action applicable to a partial quantity.

(b) Suppliers will not enter suffix codes under the conditions below. (As an exception, rp 44 will continue to carry the demand code on passing orders and the suffix code on other passing actions.)

1. Referral actions for total quantity.
2. Passing actions for total quantity.
3. Release of total quantity.
4. Rejection of total quantity.
5. Back order of total quantity.
6. Back order release of total quantity.
7. Procurement of total quantity for direct delivery by a vendor.
8. Any other actions that apply to a total quantity.

(9) *Special instructions.* The instructions below pertain to international logistics and security assistance demands:

(a) *Earmarking of stocks.* When a study is made to determine the current status of material on hand or due in to support a pending case (FMS/SSA) or approved GA order, assets above the AFAO will be promptly transferred to Purpose Code J, N, or P. It will be done by country-case or RCN, as applicable. These stocks will not be available to fill other requirements until the negotiation and funding time frame has expired. If, at the end of this time, the accepted sales case or approved ILP order has not been received, the materiel will be returned (transferred by adjustment) to the proper purpose code.

(b) *Pre-positioned materiel receipt document controls.* When procurement is needed to obtain the materiel, it will be marked for purpose code J, N, or P. Pre-positioned materiel receipt document controls will be set up. Materiel due in from procurement for GA or FMS or SSA must be identified to the proper purpose code at the receiving activity. When materiel is currently being procured to meet the requirements, the due-in will be administratively changed to purpose code J, N, or P.

(c) *Procurement of assets.* When assets must be procured, the lead time will begin on the date of acceptance and will be in effect on that date.

(d) *Supply under Foreign Military Sales.* When requisitions are received for defined lines, assets reserved in purpose code N will be automatically issued to zero balance by country and case for all priorities. This also includes concurrent spare parts (CSP). When requisitions are received and assets have not been reserved (i.e., undefined lines and blanket open end cases), issues will be made to zero balance in purpose code M and to the reorder point from purpose code A. All quantities above these levels will be back ordered awaiting the receipt of stock in purpose code N or M, or above the set levels in purpose code A.

(e) *Supply under Grant Aid.* When requisitions are received, assets reserved in purpose code J will be issued to zero balance by country and case for all priorities. When requisitions are received and assets have not been reserved (i.e., undefined lines for follow on spare parts identified by dollar value rather than stock number), issues will be made to zero balance in purpose code M and to the safety level in purpose code A. All quantities above these levels will be back ordered awaiting the receipt of stock in purpose code J or M or above the set levels in purpose code A.

(f) *Supply under Supply Support Arrangements.* When requisitions are received, assets reserved in purpose code P will be issued to zero balance by country and case for all priorities. When requisitions are received and assets have not been reserved (undefined lines), issues will be made to zero balance by country and case for all priorities from purpose code M. When the only issuable stock is in purpose code A, the agreed to quantity for PDs 01-08 will be issued to the safety level. However, the commitment date must equal today's date or prior. For PDs 09-15, purpose code A stock will be issued to the reorder point. All quantities above these levels will be back ordered to await receipt of stock in purpose code M or assets above the reorder point in purpose code A.

4-9. Type and distribution of output from editing

The output at the supplier, when processing supply documents, will be as follows:

a. MROs.

(1) Accountable supply sources ordering release of materiel from nonaccountable remote storage sites will use MRO transactions (DD Forms 1348M). When necessary to transmit exception data, DD Form 1348 may be used. Communications precedence assignments

for transceiving MROs to remote storage sites are in paragraph 2–17. PD 01–08 MROs will not be intermingled with PD 09–15 MROs. When necessary to send exception data, telephone or teletype will be used for PDs 01–08; airmail, regular mail, or courier for PDs 09–15. MROs by telephone will not be confirmed.

(2) Suppliers directing release of materiel from storage sites that are not remote and organized so that processing and storage functions are under the same commander may use any technique adaptable to that command. Document output from these locations will conform with the requirements of section III.

(3) All MROs will contain the RIC (To) denoting the location of the shipping depot. Condition and management codes may be entered to convey data and instructions to the storage site.

(4) During physical inventories, inflow MROs between supply sources and storage activities will be accounted for (AR 740–26).

b. Referral orders. For continued supply, if the supply activity cannot fill the demand (transaction format para E–6c, table E–6), referral orders will be sent to—

- (1) Another supply source.
- (2) Inventory managers.
- (3) SIMS–X reporter (AR 710–1).
- (4) Other managers in an established supply distribution system.

c. Passing orders. Passing orders will be sent to the proper initial supply activity for correcting erroneous routing. (See transaction format in para E–5, (table E–5)).

d. Non–NSN requisitions. Non–NSN requisitions (DD Form 1348M) with pertinent reference data in rp 70–80, when passed or referred to another supply source, will be sent by mail. DIC A02/A0B will be retained. (See transaction format in para E–3.) If no reference data are in rp 78–80 or the reference data are not valid, it will be the option of the passing or referring activity to either—

- (1) Omit the reference data and send by AUTODIN or message, using DIC A3_ or DIC A4_, or
- (2) Provide pertinent reference data and send by mail.

e. Requisitions prepared by item managers.

(1) Inventory managers will prepare requisitions on the following.

(a) Special actions such as contingency plans and preparation for oversea movement (POM) requirements.

(b) Letter requests from other governmental agencies outside DOD.

(c) Set assembly and repair programs.

(d) Government–furnished property (GFP) and Government–loaned equipment (GLE).

(e) Any other authorized action that results in moving stocks to a consignee outside the supply distribution system.

(2) If the quantity being supplied consists of more than one action, other requisitions will be prepared.

(3) For customers within DOD, a memorandum explaining the reason for the requisition (including any instructions) will be prepared and sent to the consignee. This does not apply to shipments directed to the DRMO. At the same time, a status transaction will be prepared for each item. It will be mailed, together with a copy of the memorandum, to the consignee shown in the supplementary address and to the activity (if given) in rp 54.

(4) For requisitions prepared because of requests received from non–DOD activities that may requisition from DA supply sources (including GFP and GLE), that activity will furnish information as needed.

(5) In preparing item manager requisitions, the document number will consist of the activity address code in rp 30–35, the date the requisition was processed, and serial number. If an Army installation is in the supplementary address field, the signal codes will be J, K, or M. If an item manager prepares requisitions for agencies and organizations outside DOD, the supplementary address field may be left blank, filled with zeros, or contain service designator code Y. It will also contain an internal code meaningful to the originator. In addition, the third position of the DIC will contain an E or a 5. The requisitioner will furnish the shipping installation the in–the–clear address.

f. Redistribution order.

(1) An inventory manager, major or major subordinate commander, or an accountable source of supply may prepare a redistribution order to direct release of materiel to another activity, post, camp, station, or base under the same authority. This is done to meet stock levels such as—

(a) Strategic positioning of stocks to meet contingency plan requirements.

(b) Keeping enough stocks within distribution or mission areas.

(c) Programed overhaul.

(2) If the amount being supplied consists of more than one action, the redistribution order will contain a suffix code.

(3) Inventory control points and major or major subordinate commanders will furnish the consignee pre–positioned materiel receipt transactions (DIC DWK). It is a notice of shipments to be received (para E–274, table E–276).

g. Internal actions.

(1) *Supply status.* See section V of this chapter.

(2) *Back order.* It is that unfulfilled portion of a requisition (for a stocked or nonstocked, standard or nonstandard item) that is not readily available for issue. However, it is recorded as a commitment for future issue, either from stock or by direct delivery from a vendor. This includes long production lead time items.

(a) Supply sources will keep back order files on requisitions received.

(b) Items on back order will be monitored. If a back order is delayed beyond the furnished release date, the requisitioner will be furnished supply status code BP, and a new estimated release date.

(c) Based on resupply, release of the back orders will be as in(4) below. When the release of a back order must be referred, supply status BM will be sent to the requisitioner.

(d) See paragraph 4–24 for validation of back orders.

(3) *Purchase request and documentation.* Purchase requests will be sent promptly to the procurement office according to procedures for items not available for issue from stock. The RDD/RDP (conventional ammunition only) of the request will be considered in determining the urgency of the procurement. Documents for security assistance and ILP shipments from vendors will be as directed in chapter 11.

(a) Inventory managers will prepare requests to procure items not available from stock as warranted by conditions and requisition priorities.

(b) An amended supply status transaction will be sent if the items cannot be procured and shipped to arrive at the consignee’s address according to the PD or revised estimated shipping dates.

(c) Purchase requests received in procurement offices will be processed to ensure delivery by the RDD/RDP (conventional ammunition only). Applicable procurement regulations will be observed in processing emergency requisitions (PD 01–08).

(d) Direct shipments from vendors will be documented on the forms below:

1. DD Form 250 (Materiel Inspection and Receiving Report).

2. DD Form 1155 (Order for Supplies or Services).

3. Vendors packing list (annotated with MILSTRIP data). Special distribution of documents for FMS shipments is stated in paragraph 11–45. Customer requisition data will be continued on forms as required in paragraph 4–76.

(4) *Release of assets in short supply.* If there are not enough assets to meet all current demands and back orders for a certain item, inventory managers will set up procedures to release the materiel as follows:

(a) Automatic release of assets will be provided for if all current demands, including back orders, do not contain a JCS–assigned project or a security assistance program or ILP commitment RAD. Demands will be sequenced by priority designators. Assets will be issued against the highest PD and oldest requisition.

(b) Demands will be reviewed manually if any contain one of the following:

1. A JCS–assigned project code.

2. “999” in RDD/RDP (conventional ammunition only).

3. “N” or “E” in rp 62.

4. Expedited handling signal (555 in rp 62–64) with PDs 01–08 in rp 60–61.

5. Expedited Transportation Signal “777” in rp 62–64 and PD 01–08 in rp 60–61.

(c) Decisions on the selection of demands to be met will be based on scheduled dues-ins, ability to meet RDDs/RDPs (conventional ammunition only) and RADs through deferred action, significance of JCS-assigned project codes, and acceptability of substitute items.

(d) Materiel for JCS-approved projects and PDs 01–08 normally will be met by issue to zero balances. PDs 09–15 demands normally will be met by issue to the highest control level.

Section II Special Processing Instructions

4–10. Preparation for overseas movement (POM) requisitions

Instructions in AR 220–10 will be followed.

4–11. Contingency plans

See chapter 12.

4–12. Loans, unauthorized items, nonstandard items, and temporary issues

a. Inventory managers will review requests for temporary loans and temporary or special issues of equipment. The request must have been sent through correct channels and approved according to current procedures.

b. Requisitions improperly submitted will be returned. Commanding General, U.S. Army Materiel Command and The Surgeon General will issue return instructions.

c. When authority is given to loan Government-owned materiel, supporting documents on the terms and conditions will be kept in a manual jacket file. As a minimum, the file will contain information on the purpose of the loan and authorization, location of the materiel, condition of the materiel at time of loan, loan duration, quantity, and value of materiel loaned.

d. When accountability is dropped, issue (loan) transaction, DIC D7N, may be used to loan materiel from depot inventory to authorized recipients. Some centralized systems do not use the DIC D7_ series transactions for making issues. They may continue to use the MRO, DIC A5_, identified with fund code G3, G4, G6 (created from a requisition, DIC A0_, transaction). However, the method applied should show the issue of loan materiel for audit and accountability. Alignment and format of DIC D7_ are in paragraph E-249 (table E-267).

4–13. Materiel with missing parts and/or components

a. When materiel with missing parts/components or other identified deficiencies (i.e., packaging, technical data missing, etc.) is authorized for shipment, the source of supply (SOS) item manager will include a list of the missing items (or deficiencies) with the shipment instructions.

b. In addition, a letter of authorization, signed by the item manager with a copy of the listing of missing parts/components (other deficiencies) will be forwarded to the shipment and receiving activity commanders to provide advanced notification of outgoing/incoming deficient materiel.

(1) In lieu of authorization letter the item manager may contact the receiving depot/activity by letter/message/telephone, and obtain permission prior to shipping materiel. In this case, the shipping instructions will reference the message/letter/telephone conversation (to include the name of the inventory manager and the approving consignee) and list the components missing.

(2) If either the authorization or missing item list is not provided, a report of discrepancy (ROD) is appropriate.

c. The MRO, DIC A5_, will contain a statement indicating that the above information is required.

4–14. Provisioning

a. NICPs will not distribute a new end item or increase inventory more than 25 percent until the major commander has received special tools and supplies. Exceptions are provided in AR 700–120.

b. Requisitions (ICP-initiated shipments) will be prepared for the following:

(1) Commercial-type end items, and

(2) Quantities of peculiar and common support items not shown on the theater authorized stockage list (AR 700–120).

4–15. Modification work order (MWO) requisitions

MWO requirements normally will be received on DD Form 1348, DD Form 1348M, or DD Form 1348–6, with DIC A05 or DIC A0E (showing inclusion of written exception data). They will be processed as follows:

a. Edit for applicability to the MWO number.

b. If data are correct or can be corrected, convert document to system input transaction and edit for availability.

c. Requisitions received without an MWO number reference or with incorrect MWO numbers will be rejected. A supply status transaction, with reject status code CA, will be sent to the requisitioner. The reason for rejection is noted in the remarks block. If the explanation will not fit in the remarks block, continue on back of transaction.

4–16. Supply source processing of requisitions with advice code 2D, 27, or 29

Upon receipt of any requisition displaying an advice code of 2D, 27, or 29, an edit will be performed to determine if an increase in the requisition quantity to the quantity unit pack is less or more than \$5. If less than \$5, the advice code will be disregarded. If \$5 or more, the advice code will be honored and processed for the exact quantity requested. When a quantity adjustment is made using the above criteria, the customer will be notified using MILSTRIP status code BJ.

4–16.1. Processing part number requisitions

The item manager will receive customer requirements either electronically or by mail. Each part numbered requisition will be processed manually due to the presence of exception data. Exception data can consist of manufacturer's part number, commercial and government entity code, technical manual number, figure number, item number and/or other information to assist in the identification of the item. The item manager should forward the requisition to a cataloging expert in an attempt to match the part number to an existing national stock number. If a match is found, the requisition will be filled with the NSN item. If a matching NSN cannot be found, an attempt should be made to obtain the item through a procurement action. Only when the attempt at procurement is unsuccessful should the requisition be cancelled to the requisitioner with advice to pursue alternate sources. Examples of alternate sources are fabrication, local purchase and requisition of the next higher assembly. Under no circumstances should a requisition be cancelled to the requisitioner if it contains advice code 2A (unavailable locally). Only requests for additional identifying data are authorized for requisitions with advice code 2A.

4–17. Processing of PWRMS requisitions

a. Supply sources, except GSA, will process funded and unfunded initial file requisitions for PWRMS consumable items as follows. GSA will process only funded requisitions for PWRMS requirements.

b. On receipt of PWRMS initial fill requisitions for consumable item (demand code O(alpha) in rp 44 and project code 3AA in rp 57–59), the supply source will determine asset availability in excess of the AFAO.

(1) If there are enough assets in excess of the AFAO to meet the quantity, the total requisition will be processed as free issue (regardless of the signal code in rp 51).

(2) If the assets available in excess of the AFAO are not enough to meet the total requisition quantity, then that portion equal to the

assets available in excess of the AFAO will be processed as free issue. This is regardless of the signal code in rp 51. The balance will be processed according to c below.

c. When the supply source determines that assets are not available in excess of the AFAO, the signal code in rp 51 of the PWRMS initial fill requisition of consumable items will be checked. (This applies to demand code 0 in rp 44 and project code 3AA in rp 57–59.)

(1) If the signal code is “D” or “M,” the unfilled quantity on the requisition will be rejected. To reject, use reject status code CB since all unfunded PWRMS requisitions will be processed as “fill or kill.”

(2) If the signal code is other than “D” or “M,” the PWRMS requisition will be processed as containing advice code “2L” in rp 65–66. The PD in rp 60–61 will be checked to determine further processing routines.

(a) Except for subsistence, PWRMS requisitions with PDS 01–03 will be processed for issue according to UMMIPS supply source processing time standards. Subsistence requisitions will be processed to meet the specific RDD.

(b) PWRMS requisitions with PDs 04–15 will be processed for issue from assets available above the reorder point (ROP), or equivalent. When assets above the ROP, or equivalent, are not available to meet the requisitioned quantity, the unfilled quantity will be placed on back order and proper supply status will be given with an ESD equal to one procurement lead time. Back ordered PWRMS requisitions with PD 04 through 15 will be released from back order at the end of the procurement lead time or when enough stocks are available above the ROP.

d. PWRMS requisitions for DPSC—medical materiel will be processed per paragraph 3–53.

4–18. Processing of Government–furnished materiel (GFM) requisitions

See chapter 16 for instructions.

4–19. Total package fielding (TPF) requisitions

TPF guidance and procedures are contained in AR 700–142 and DA Pam 700–142, respectively. Transaction formats for applicable DICs unique to TPF (DICs BAY, B8S, BAZ) are contained in Appendix E and corresponding tables. Special DAAS processing instructions are contained in chapter 14.

4–20. Nonconsumable item materiel support code (NIMSC) 5 Requisitions

The Army ICP acting as a secondary inventory control activity (SICA) will process the NIMSC 5 requisition. Supply action will be taken if stocks are normally held. If stocks are not available, send the requirement to the primary inventory control activity (PICA). When the requirement is to be sent to the PICA, the following apply:

a. The SICA will record the requisition as being received and must recode it as follows:

- (1) RIC of the PICA in rp 4–6.
- (2) M&S Code 8 in rp 7.
- (3) Signal code C in rp 51 (if original requisition was coded A, B, or D); signal code L in rp 51 (if original requisition was coded J, K, or M).
- (4) Fund code of the SICA in rp 52–53.
- (5) Distribution code of the SICA in rp 54.

b. The above recoding will ensure PICA output of all status, billing, and MOV requests to the Army SICA (in lieu of the requisitioner).

c. BD status will be given to the requisitioner; however, BM status will not be provided.

d. When status is received from the PICA, the SICA will give this status to the requisitioner. Before doing so, the SICA will convert codes in paragraph a above to those codes in the original requisition.

e. The SICA will be billed for the full amount on the requisition. This occurs even though the A0_ is to replace an unserviceable

(condition code E or F) ARI “N” or “M” item (for which an FTA was previously sent). Proper credit will be granted to the SICA upon PICA receipt of the unserviceable carcass with project code 3AL in the FTA and shipping document (DD 1348–1). Project code 3AL is not needed on the replacement requisition.

4–20.1. Processing requisitions for nonconsumable items from a nonregistered user

Requisitions for nonconsumable items from a nonregistered user will be processed as follows:

a. If the PD is 01–08, process for issue and furnish status to the requisitioner using supply status code DS.

b. If the PD is 09–15 and assets are available and above the ROP, process for issue and furnish status to the requisitioner using supply status code DS.

c. If the PD is 09–15 and assets are not available above the ROP, reject the requisition using status code CC or CN, as appropriate.

4–21. Processing requisitions for aviation intensive management items (AIMI)

a. MSCs will accept AIMI requisitions from authorized activities and process according to chapter 4, with the following exceptions:

(1) AIMI requisitions will be manually reviewed to protect the MACOM negotiated levels.

(2) The DODAAC in rp 30–35 or 45–50 must be listed in the AIMI Supply Letter as an authorized requisitioner. AIMI requisitions received without this authorized requisitioner DODAAC will be rejected with “CR” status.

(3) The project code in rp 57–59 must be an approved AIMI project code. If not, reject the requisition with “CR” status.

(4) The quantity in rp 25–29 must not exceed the negotiated level. The requisitioned excess quantity will be rejected with “CS” status.

(5) When rp 62 contains other than “N” or “9” for items negotiated as NMCS only, reject the requisition with “CR” status.

b. Close out of AIMI requisitions.

(1) Unsatisfied (partial or total) AIMI requisitions will be canceled with “CR” status at the end of the month of consumption.

(2) Requisitions in process that are non-AIMI or non-NMCS for items that are newly negotiated as AIMI or made NMCS—only will be canceled with “CR” status.

(3) International logistics requisitions are not subject to the above cancellation processing.

4–22. Supply source processing of subsistence requisitions

Subsistence requisitions will not be backordered. Subsistence requisitions will be processed to meet the specific RDD in rp 62–64. This is in consonance with UMMIPS. The assigned PD will prescribe the precedence of internal supply processing action for requisitions having identical RDDs. To ensure delivery on the RDD, the ICP and depot may bank the requisitions until the current processing date (computed by subtracting the number of days needed for depot processing and transit time from the RDD). Measurement of subsistence supply performance, based on the RDD, is not currently required by UMMIPS and is not reported through MILSTEP. UMMIPS supply source processing time standards do not apply to substance requisitions.

4–23. Tool and shop sets, kits, and components

The supply source will control the preassembling of tool and shop sets and kits for initial issue only. When feasible, the preassembling of sets will conform to Troop Program, Army Materiel Plan, Missile and Nuclear Programming Data.

a. Requisitions for initial issue of complete tools or shop sets and kits will be issued from those that are preassembled. Sets and kits with missing components, which are technically and functionally complete according to the NMP, may be shipped if a waiver is obtained from the requisitioner. This does not apply to Grant Aid, FMS, and SSA requirements. When such shortages exist, the supplier will give the requisitioner an itemized listing of all component

shortages by stock number and quantity, with an EAD. Units will requisition shortages as stated in paragraph 3-37c.

(1) Initial issue of complete sets or kits will be on a nonreimbursable basis for PAA funded items. Stock-funded sets or kits are billed to the requisitioner at full standard price. Except for medical sets and kits, the billing for initial issue of sets or kits with missing components will be the same as for complete sets or kits.

(2) Components of sets or kits that were missing at the time of initial issue will be furnished on a nonreimbursable basis. This will be done when an unfunded requisition, prepared according to paragraph 3-38c, is received.

(3) Components needed to update previously issued sets or kits because of authorization changes or reorganizations will be supplied to the requisitioner on receipt of PAA or stock fund requisitions, as appropriate. Stock funded component changes required to update previously issued PAA funded sets or kits will be expense items, issued to the customer on a reimbursable basis.

(4) Item managers will include with the shipping instructions a copy of or make reference to the waiver or authorization letter/message received from the requisitioner on sets or kits shipped with missing components.

b. Components of tool and shop sets and kits that have been lost, damaged, or destroyed after issue will be supplied only on receipt of a funded (reimbursable) requisition.

c. Medical sets and kits with minor components missing, but otherwise technically and functionally complete (as determined by the U.S. Army Medical Materiel Agency), may be shipped without getting a waiver from the requisitioner. The unit cost of the set or kit will be adjusted to the cost of the set minus the cost of the missing components. Requisitioners will requisition missing components, if needed.

d. Local purchase component items will be procured by the supply source depot. They will not be canceled back to the requisitioner.

e. Requisitions received at the NICP or supply source for complete sets and replacement of components, which are not the logistical responsibility of the NICP, will be processed as stated in paragraph 4-5.

4-24. Scheduled materiel obligation validation(MOV) requests for U.S. Forces requisitions

See table 4-2.

a. At the time of validation cutoff, prescribed by DA, supply sources will prepare validation request transactions (para E-26 (table E-28)) for overage U.S. forces requisitions recorded as open in the Document Control File (DCF). MOV requests will be prepared and processed for all items except major end items.

(1) U.S. forces requisitions are over age when-

(a) PDs 01-08 requisitions are 30 days or more past the requisition date.

(b) PDs 09-15 requisitions are 75 days or more past the requisition date.

(2) Requisitions are open when a partial or total quantity is shown in the current MRHSF as recorded-

(a) As back order under any supply status code.

(b) In suspense under supply status code BD.

(c) As original requisition entry only (possibly with informative supply status, but no supply decision entry).

b. The procedure in a above also applies to long production lead time items (including PA-2 items), since requirements may change because of unit or force movements, deactivation, and other population changes. However, item managers may elect to establish longer intervals for validation of long production lead time items.

c. Scheduled MOV requests (DIC AN_) will be transmitted by the supply source to DAAS not later than 5 days after the cutoff date under the cover MOV control transaction in the format in paragraph E-27 (table E-29). The MOV control transaction will be produced for DIC AN_ transactions sent by either AUTODIN or mail. The response due dates (45 days from the cutoff date) are entered in rp 46-49 of the control transactions and rp 75-77 of the

validation request documents. The MOV transactions include a provision whereby the recipient will acknowledge receipt of such request documents. Supply sources will use the transaction for control and recording acknowledgment of receipt. The rules below apply.

(1) Supply sources will transmit the DIC AN_ transactions to the DAAS in data pattern messages. Supply sources will set up records by batch control number (rp 7-10) for each validation cycle. This will permit follow-up, as necessary, when customer receipt of a certain batch number is not acknowledged.

(2) The DAAS will transmit the DIC AN_ requests to the designated recipient, perpetuating the supply source batch control. The DAAS will transmit the DIC AN_ documents via AUTODIN in data pattern (transaction format) messages, unless the recipient does not have AUTODIN capability. In the absence of AUTODIN capability, DIC AN_ transactions will be mailed to the recipient by DAAS. MOV requests will be transmitted to the activities determined in accordance with the following rules:

(a) To the activity shown by the M&S code (rp 7).

(b) To the activity shown by an alphabetic character or numeric 6, 7, or 8 in rp 54, when a zero is entered in the M&S code field.

(c) To the requisitioner (rp 30-35) when rp 54 contains a numeric other than 6, 7, or 8 (or is blank) and the M&S code is zero.

(d) To the requisitioner (rp 30-35) when the M&S code is F, G, P, or Z.

(3) When preparing MOV batches for transmission via AUTODIN, no more than 494 DIC AN_ transactions will be included in a single AUTODIN message. Each batch will have its own MOV control transaction (DIC AN9/ANZ). If a single batch exceeds 493 detail request transactions (DIC AN1, AN2, and AN3), additional AUTODIN messages are required, with a separate control transaction for each partial batch in a different AUTODIN message. For example, if 950 detail request transactions are to be sent to the same recipient, the first AUTODIN message will include only 493 detail request transactions (DIC AN1, AN2, and AN3) and a control transaction. The second AUTODIN message will include the remaining 457 detail request transactions and another control transaction. (This limitation allows for a message header and trailer. It also provides sufficient capacity for DAAS to conform with the JANAP 128 maximum limit of 500 transactions in a single data pattern message when rejecting an erroneous MOV message to the transmitting activity.)

(4) When using mail, there is no limit to the number of DIC AN_ transactions sent in a single container (e.g., envelope or package). However, a separate MOV control transaction (DIC AN9) will be prepared and sent as the first transaction with each separate group of DIC AN_ transactions sent to the same activity for validation. This interpreted transaction will contain the preprinted in-the-clear address of the supply source on the reverse side. When two or more mailing containers are sent to the same activity, distinct batch control numbers (rp 7-10) will be entered in the DIC AN9 documents.

d. Army control activities, due to their distribution code in rp 54, responsible for distributing request transactions to requisitioners, will take the actions below. This excludes USASAC. It receives MOV reconciliation request transactions.

(1) On receipt of DIC AN_ transactions sent via AUTODIN, acknowledge the receipt of MOV request control transaction (para E-29 (table E-31)). Change the DIC to DIC AP9, enter the receipt acknowledgment date in rp 41-44 as stated in paragraph E-29 (table E-31) and return to the activity. If the total number of transactions shown in the MOV control transaction is not the same as received, the recipient will follow procedures in paragraph 3-87d.

(2) Prepare a new MOV request control transaction in accordance with paragraph E-27 (table E-29). The RIC (rp 4-6) will be that of the activity preparing the new control transaction. If a new batch control number (rp 7-10) as well as the number of DIC AN_ transactions (rp 11-13) in the batch changes, this will be done as prescribed. The remaining record positions, as shown in the original control transaction received, will not change. This will be done not later than 2 days after receipt from DAAS.

(3) Set up records by batch control number (rp 7–10), as well as a cross– reference to the batch control number for which the original MOV reconciliation request transactions were received from the supply source. These records will be used to–

(a) Followup on customers that do not provide a receipt confirmation within 30 days from the cutoff date of the MOV cycle.

(b) Process follow-ups (DIC ANZ) received from the supply sources.

(c) Process notice of nonreceipt of total batch of MOV transactions (DIC APX).

(4) Process follow-ups (DIC ANZ) (para 4–27) and notice of non–receipt of total batch (DIC APX) (para 4–26).

4–25. Scheduled MOV requests for International Logistics Program requisitions

See table 4–2.

a. At the time of cutoff, prescribed by DA, supply sources will prepare validation requests transactions (para E–26(table E–28)) for all Service’s over age ILP requisitions recorded as open in the MRHSF. This applies for stocked and nonstocked, standard, and nonstandard items.

(1) ILP requisitions are over age when they are 180 days or more past the number date.

(2) ILP requisitions are open under the conditions in paragraph 4–24a(2).

b. Procedures of validating Army Security Assistance Program(B service code) requisitions (including GA, FMS, and SSA) are in chapter 11. Air Force ILP (D service code), Marine Corps ILP (K service code), Navy ILP (P service code), and DLA (T service code)requisition validation will follow the same procedures as for Army.The cut–off in a above does not apply.

c. Requisitions for Agency for International Development(AID), identified by numerics 72 in rp 30–31, will not be validated.

4–26. Processing acknowledgment of cycle validation request

a. The recipient of validation requests will acknowledge receipt according to paragraph 3–87c. It will be in the format in paragraph E–29 (table E–31).

b. Supply sources will process the receipt confirmation for backorder validation request transactions as follows:

(1) DIC AP9–Match against the backorder validation request (DIC AN9/followup (DIC ANZ)) control transactions. (No further action is needed until MOV response documents are received.)

(2) DIC APX–Retransmit the specific batch as shown in rp 7–10 to the recipient. If a change in the number of DIC AN_transactions being retransmitted is required, correct the suspense records accordingly.

4–26.1. DAA acknowledgment of MOV requests

The DAAS MOV response transaction (DIC AP8) has two uses.

a. Deployed units, afloat units, and CONUS/OCONUS locations which are unable to acknowledge receipt or respond by the prescribed date per table 4–2 may request the DAASO to temporarily provide responses to MOV requests (para 3–89. 1).

b. MOV activities may submit a single response transaction(DIC AP8) to DAAS on each DIC AN_ MOV request for all MOV backorders which are verified as valid and when the quantity remains unchanged.This is in lieu of preparing and submitting individual DIC AP_transactions for each DIC AN_ MOV request (para 3–89.1).

4–27. Followup on unacknowledged cyclic validation requests

a. Supply sources will follow-up when the request transactions are not acknowledged. The DIC ANZ follow-up will be in the MOV format (para E–27 (table E–29)). It will include a reproduction of the original request transaction documents.Follow-up will be sent 30 days from the cutoff date of the MOV requests. If a follow-up acknowledgement and responses are not received by the due date,

the affected backorders (except for fleet units and ILP) will be canceled.

b. When fleet units do not acknowledge receipt of requests(ships and squadrons as shown by the in–the–clear activity address), a duplicate of the follow-up MOV control transaction(s) (DIC ANZ) will also be sent to the fleet–type commander. The fleet–type commander will advise supply sources, by message within 10 days, of units that cannot acknowledge receipt or respond by the due date. Supply sources will suspend cancellation until the commander of the fleet unit gives an estimated date as to when the acknowledgement receipt or response will be furnished.

4–28. Processing validation response documents

a. Procedures for acknowledging receipt of back–order validation requests and the validation response by the requisitioner are in paragraphs 3–87 and 3–88.

b. Validation response documents that contain blanks in the advice code field will be processed by comparing the quantity shown with that on record at the supply source.

(1) When the quantity fields agree, the item will remain on backorder. No further action is required.

(2) If the quantity field of the response document is all zeros, the supply source will cancel the total quantity on back order. This also applies to annotated request transaction received from requisitioners without automation equipment.

(3) If the quantity shown on the response document (or annotated request transaction) is less than that on record at the supply source, cancel the difference and adjust all records accordingly.

(4) If quantity shown on the response document (or annotated request transaction) is greater than that on record at the supply source, furnish supply or shipment status of quantity variance.

c. Fleet units mailing response documents to CONUS supply sources will report it by message. This will be done if the transactions are mailed less than 20 days before the reply due date in the scheduled validation request transactions.

d. Supply sources that receive scheduled back order validation response documents, intended for the activity designated by the RIC–TO (rp 4–6) in the documents, will forward them by airmail.

e. Supply sources may contact requisitioners to determine desired actions on erroneous response documents. If time does not permit, these items will be kept on back order until the problem is solved.

4–29. Supply source cancellation of back orders

a. Supply sources will cancel back ordered items as follows:

(1) When the reply to a special validation message request has not been received by the reply due date.

(2) Except for ILP and requisitions to be filled by direct delivery from vendors (status code BV and BZ), when the requisitioner has not acknowledged receipt of the scheduled backorder validation requests and no DIC AP_ response documents are received by the response due date. This also applies when the MACOM or theater/fleet commander has not requested temporary suspension of cancellation pending final response. ILP backorders and requisitions to be filled by direct delivery from vendors will not be automatically canceled due to nonresponse to an MOV request.

(3) When receipt of validation requests has been acknowledged but no DIC AP_ response has been received on specific items and documents submitted for validation. In these cases, receipt of a follow-up document during the validation cycle will not preclude cancellation.

(4) Upon receipt of cancellation requests from requisitioning activities. When there is no record of the item as a materiel obligation, the validation response will be matched with the requisition history file to determine the current status of the item. If the item is in an ‘in–process’ state, effective action must be taken to stop the flow of unneeded materiel. Supply sources will stop procurement, storage, or transportation in accordance with paragraph 4–58. Based on actions taken, the requisitioner will be furnished supply or shipment status.

b. The supply source will furnish the activities to which back order validation requests were sent and the control activity shown in

rp 54, when appropriate, with a supply status transaction (reply to cancellation). It will contain supply status code BR or BS, whichever applies for each item canceled because of validation.

c. Supply sources in accomplishing cancellations resulting from MOV procedures will initiate efforts to stop storage and transportation actions.

4-30. Processing requests for MOV reinstatements

Upon receipt of a request for MOV reinstatement, DIC APR (table E-32), the supply source will reinstate supply action when the records indicate that supply status, DIC AE_, with status code BS was generated due to customer nonresponse to an MOV request for validation (para 4-33). Upon processing the DIC APR, supply sources will furnish status to all status eligible recipients as indicated in the below paragraphs.

b. The reinstatement request will not be honored if it is received later than 60 days from date of the BS status.

c. Reinstatement of the requisition will be for the quantity in the DIC APR transaction, which may be equal to or less than the original canceled quantity. If the reinstatement quantity on the APR document is greater than the quantity canceled in the AE_ transaction (status code BS), only the quantity in the AE_ transaction (BS status) will be reinstated. Only the quantity exceeding the 'BS' quantity will be rejected.

d. If the advice code from the original requisition is included on the APR document, it will be honored. Otherwise, this field will be treated as blank.

e. When the APR document is received by the source of supply, the latest supply or shipment status will be furnished to all status eligible recipients.

f. APR documents will be rejected using DIC AE_, for the following reasons:

(1) *Status code DK.* Received over 60 days after the AE_ document (status code BS) transaction date.

(2) *Status code DL.* No record of an AE_ document with status code BS.

(3) *Status code DM.* Requested reinstatement of a quantity larger than that which was canceled (status code BS). The quantity canceled is in rp 25-29.

g. The M&S code does not apply to the DIC APR transaction. See table 4-9.

4-31. Special MOV validation requests

a. Due to the urgency of the demand, an end item manager may supply from stocks due-in, against which there are back orders of lesser or equal priorities. In these cases, a special back order validation request may be made.

b. Requests for and responses to special back order validation requests will always be via message. Use of message validation will normally consist of a few transactions for a single requisitioner.

c. The message request will consist of the document number, stock or part number, the unfilled amount shown on the "ship to" address, the PD, and a reply due date. The reply due date will always be 15 days from the date of the message dispatch. The format of the message request is shown at para D-1 (fig D-10).

d. Special validation may be ordered without regard to the age of the back order.

4-32. Mandatory validation

The validation procedure is mandatory. It is the only procedure authorized to validate back orders. Arbitrary cancellation or rejection of requisitions due to age or quantity shown on the back order is not authorized. Each Army supply source will establish a point of contact (POC) to monitor the back-order validation program to ensure that it is expeditious and effective. The requisitioner will be advised of the POC and instructed to contact the POC on all matters about the validation. Failure to complete the required back order validation and within time frames will be subject to Inspector General investigation.

4-33. Report of validation of materiel obligations

a. The supply source will review the history file prior to the preparation of the report for those transactions on which the quantity response was different from the quantity requested. This review will be made to determine if the quantity difference was a result of a shipment, a cancellation, or if the requisitioner actually requested the obligation to be canceled. Only cancellations actually requested by the requisitioner via the MOV response will be included in the MOV report. Difference of quantity, as the result of any other cause/process, will not be reported.

b. A consolidated report of validation of materiel obligations will be submitted quarterly in accordance with the time frames shown in table 4-2. The report will be assigned Reports Control Symbol DD-P&L(Q) 1064. See table 4-3 for format.

4-34. Receipts

The storage activity will process receipts and report to the accountable supply activity according to chapter 5.

4-35. Rejecting requisitions back to customer for lack of information

a. When a supply source receives a requisition that contains insufficient information for processing to be completed, reject it using the appropriate status code in paragraph C-15c (table C-31) or request the information needed to continue processing.

b. The activity designated by the media and status code in the requisition as status recipient will be the action addressee identified on all requests for additional information.

c. When additional information is requested, DIC AE_ with BD status will be forwarded to all designated status recipients. The supplier will use DIC AE8 in preparing this status. DAAS will convert the AE8 to the appropriate AE_ transaction. (See para 4-60a.)

d. Any further action will be suspended until a response is received or until 30 days have elapsed from the date of inquiry, whichever is first. When the information that was requested is received, processing will continue normally.

e. If the requisitioner fails to respond to the supply source's request for additional information or the 30 days have elapsed, the supply source will reject the requisition with status code D3 (para C-15c (table C-31)).

4-36. Demand data from DEPRA

a. DEPRA will generate DIC DHA, demand transaction (see para 5-40), via DAAS to the recorded IMM/ICP in response to receipt of shipment status to a DEPRA redistribution order. The DIC DHA will contain, among other data, the quantity of the item shipped and NSN of the original requisition. The DIC DHA will be prepared by DEPRA only when the original requisition contains a valid fund code and would have been forwarded to the SOS if DEPRA had not caused redistribution action to satisfy the demand. (A DIC DHA will not be prepared for unfunded requisitions addressed to DEPRA (RIC HR1, distribution code 1)).

b. The IMM/ICP, upon receipt of the DIC DHA from DEPRA, will record the demand in the demand history file.

Section III

Storage and Shipping Activity Processing

4-37. Documentation

a. General.

(1) The documents to be received by storage and shipping activities to complete shipment will, in general, depend on the following:

(a) The location of the storage and shipping point in relation to the accountable supply distribution activity, and

(b) The availability of EAM/ADP and transceiver facilities at the storage and shipping activity.

(2) Remote storage and shipping activities will receive and use only MRO transactions DD Form 1348M. These transactions will be received from the supply sources by transceiver or mail. (When

materiel is released from commercial storage installations, or over-sea remote storage points with no machine capability, DD Form 1348-1 or DD Form 1348-1A may also be furnished.) See appendix B for format instructions.

(3) Supply sources directing release of materiel from storage and shipping activities may use any technique adaptable to the capability of that command if—

(a) They are not remote (storage sites located at the same place where the requisition is processed), and

(b) They are organized so that requisition processing and storage functions are under the same commander.

b. Processing materiel release data. Each MRO (DIC A5_), or MRO modifier (DIC AM_), placed on a storage activity will result in its confirmation, denial, or a combination of the two. Internal controls will be set to ensure proper documents are prepared for each. The MRO, MRO modifier, or a local form containing MRO data, will be used to examine locator files and is the basis for:

- (1) Shipment planning.
- (2) Stock selections.
- (3) Materiel release confirmation.
- (4) Materiel release denial.
- (5) Preparation of shipment status transaction.
- (6) Preparation of release/receipt document.

(7) Preparation of transportation control movement document(TCMD)(when applicable).

(8) Replies to MRO follow-up request.

c. *Processing MRO modifiers.* Wholesale accountable activities (AAs) will send MRO modifiers to the storage activity (SA) as a result of requisition modifiers or when an MRO follow-up (DIC AF6) results in BE or BF supply status from the SA by DIC AE6. (MRO follow-ups are described in paragraph 4-58.) Upon receipt of MRO modifiers, the SA will do one of the following:

(1) If the DD Form 1348-1 or DD Form 1348-1Automated has not been printed, modify the original MRO data elements as appropriate. This will be done by matching the document number and suffix of each modifier with the document number and suffix of the original MRO. The SA will continue to process the MRO as modified.

(2) If the DD Form 1348-1 or DD Form 1348-1Automated has been printed but the MRO modifier is not in response to a DIC AE6 with supply status code BE, the SA will respond with B2 status. When the SA records reflect cancellation or denial prior to receipt of the MRO modifier, the SA will respond with an AG6 reply to cancellation request or supply status AE6 with status code BY.

(3) If the MRO modifier is forwarded in response to a DIC AE6 with supply status BE, create a second DD Form 1348-1 or DD Form 1348-1Automated and ship the materiel.

(4) If the MRO modifier is received in response to a DIC AE6 with supply status BF, process the MRO modifier as an MRO.

(5) Process the MRO modifier as an MRO when the original MRO is not received.

(6) SAs will provide supply status (DIC AE6) to supply sources when requested modifications are or are not made, citing status code BK or B2.

4-38. Planning the shipment

a. Concurrent planning by warehousing, packing, and the transportation segments of the shipping activity will ensure that materiel shipped is accurate, handled promptly, and selected, packed, and marked correctly.

b. Procedures will be maintained to determine the need for: special handling (based on the RDD/RDP (conventional ammunition only)), characteristics of materiel, lot shipments, type of pack, management code instructions, mode of transportation, destination, volume, weight, terminal requirements, and domestic and overseas intransit times. Expedited handling (PD 01-03, with 999 in the RDD/RDP (conventional ammunition only) field) will take precedence over other priorities with the same PD. NMCS/ANMCS shipments will use overnight/next day delivery service whenever possible.

c. MROs with advice code 2T and no date in rp 62-64 will be processed under the assigned PD. If the materiel cannot be delivered to the consignee by the SDD or RDD/RDP (conventional ammunition only), and the MRO contains advice code 2T, the MRO will be canceled using DIC AE6, with reject status code CB. The requisitioner will be advised of the cancellation by a DIC AE_, with reject status code CB.

d. Storage and shipping activities must provide the NSN and DODIC on all supply status and shipping documents for conventional ammunition. This information may be repeated in Military Standard Transportation and Movement Procedure (MILSTAMP) document.

e. MROs with expedited transportation signal "777" entered in rp 62-64 will be processed for release and shipment within the timeframe standards (tables 2-1,2-2, or 2-7 for DSS/ALOC activities) for the PD indicated in rp 60-61. When an MRO contains PD 01-08 without "777," or a valid RDD/RAD entry in rp 62-64 (i.e., 999, 555, N or E in rp 62, or RDD within the SDD for the IPG), or a JCS project code in rp 57-59, the MRO will be processed for shipment under PD 09-15 standards.

4-39. Selection of stock

a. DD Form 1348-1 or DD Form 1348-1Automated may be used to select stock for issue. Location information will be entered in overprint block F before sending to the storage area for stock selection.

b. Unless management code G is in rp 72 (para C-35(table C-52)), the exact quantity on the MRO will be selected according to stock number, location, priority, consignee, mode of shipment, and the date and time due in packing. SAs will apply prescribed packaging and packing instructions, based on the materiel PD, considering the geographical area shown in the document number and supplementary address. When the level of packaging and packing is a main factor, the accountable supply activity will make note on the MRO transaction. Storage and shipping activities will repeat this information through the storage and shipping operation to ensure that the packaging and packing instructions are followed.

c. When the MRO is for a shelf life item, use the first-in/first-out (FIFO) principle, unless otherwise instructed by advice code 2G, a condition code, or management code P. If advice code 2G is not used, ensure that the materiel has the minimum shelf life, consistent with the customer's location, mission, and location needs.

d. When the MRO is for release of materiel with missing parts/components (other identified deficiencies) the shipment will contain a listing of the missing items (other deficiencies) and a statement indicating whether the item manager did/did not authorize the deficiency shipment.

4-40. Materiel release confirmation

a. The storage activity/shipping activity will send a materiel release confirmation (MRC), DD Form 1348M, using DIC AR0 (see para E-31, table E-33) to carrier. This document will show the quantity actually shipped. If that amount is greater or less than that requested because a unit pack adjustment is based on management code G, the MRC will contain DIC ARA or ARB. When the quantity shipped has not been adjusted for unit pack characteristics, the MRC will always contain DIC AR0 and show the quantity actually shipped. DIC AR0 will be used for confirmation of a partial quantity shipped when the remainder is being denied. MRCs furnished in response to DIC AF6 follow-ups will be in accordance with paragraph 4-58f. Confirmation notices will not be delayed to consolidate transmission. They will be expedited for transmission in the next scheduled dispatch after release to the carrier. An MRC transmitted by telephone under emergency conditions will not be confirmed.

b. Management code G (para C-35 (table C-52)) must appear in rp 72 of the MRO before DIC ARA or ARB can be used to show an overshipment or undershipment.

(1) MRC transactions that contain DIC ARA will be processed to confirm a single shipment of an amount over the MRO quantity. If the amount on the MRO must be made by partial shipments and

they exceed the original MRO quantity, all partial shipments except the final one will be confirmed by DIC AR0. The final one will be confirmed by DIC ARA.

(2) MRC transactions that contain DIC ARB will be processed the same as in (1) above. The quantities shipped will be less than that of the MRO.

(3) DIC ARA or DIC ARB will only be used with DIC AR0 when there are multiple shipments of the same MRO quantity and the total quantities shipped are over or under that of the MRO.

c. Materiel release modifier confirmation will contain DIC AR9. (See paras C-1 (table C-1) and para E-31(table E-33).)

4-41. Storage activity denial or rejection of materiel releases

a. A materiel release denial (MRD), DIC A6_, is prepared by the storage activity and sent to the supply source that created the MRO, as notification of negative action on the MRO. The MRD document(DD Form 1348M) must be completed as prescribed in paragraph E-9 (table E-9) to show the quantity denied and proper management code (para C-35, table C-52). MRDs for subsistence MROs for which there is no stock for the date packed/expiration date cited on the MRO will use management code 3(see table C-52). If the quantity shipped is less than the quantity on the MRO, do the following:

(1) Annotate the DD Form 1348-1 or DD Form 1348-1Automated to show the quantity actually shipped and explain the difference in quantity on the form. The materiel release confirmation document will be prepared for the quantity actually shipped.

(2) Prepare a materiel release denial (MRD) (DD Form 1348M) to show the quantity denied. This document must be complete as prescribed in paragraph E-9 (table E-9). Show the proper DIC and management code as shown in paragraph C-35 (table C-52) or as shown on the MRO or on DD Form 1348-1 or DD Form 1348-1Automated.

(3) Send MRD to the accountable activity. These notices will not be delayed to consolidate transmission. They will be expedited for transmission in the next scheduled dispatch after completing the initial validation research (AR 740-26) for warehouse denials and immediately on receipt of computer-initiated denials.

b. If the total quantity of materiel to be shipped is denied, an MRD will be prepared for the entire quantity. The documents will be promptly sent or delivered to the accountable activity, using the proper DIC and management code (para C-35 (table C-52)).

c. If there are no facilities, storage and shipping points will promptly inform the accountable activity (by telephone or electronically transmitted message) of the denial to preclude further denials. These MRDs will not be confirmed.

d. Special inventories will be made, because of MRDs(warehouse refusals), according to accountable supply point or inventory manager instructions and AR 740-26.

e. If the storage activity cannot meet the required delivery period (RDP) specified in rp 62-64, DIC AE6 with status code CB will be provided to the supply source. The supply source will advise eligible status recipients. (Applies to conventional ammunition requisitions only.)

4-42. Replies to materiel release order follow-ups

On receipt of a MRO follow-up from the accountable activities, the storage and shipping activities will reply with shipment confirmation, DIC AR_ (para E-31, table E-33), shipment denial, DIC A6_ (para E-9, table E-9), or supply status, DIC AE_ (para E-17, table E-18), as appropriate. (Further instructions are given in para 4-58f.)

4-43. Preparation of shipment status

a. In addition to the MRC (para 4-40), storage or shipping activities will prepare shipment status transactions under the conditions below:

- (1) When an authorized code is in rp 54 of the MRO.
- (2) When the M&S Code (rp 7 of the MRO) is K, L, M, N, S, T, U, or V.

b. Within 24 hours after release of shipment, the storage activity will transmit shipment status documents (DIC AS8) to DAAS-DAAS will distribute this status, via AS_ transactions, to—

(1) The requisitioner (rp 30-35) or the supplementary addressee (rp 45-50) as shown by the M&S code in rp 7, and

(2) The activity designated by an authorized code in rp 54.

c. Storage or shipping activities will mail shipment status documents, using DIC AS_, to those requisitioners or supplementary addressees with no transceiver facilities. Distribution of this status will be as outlined in paragraph b above.

d. For deliveries direct from vendors, ICPs will prepare and send shipment status documents using DIC AS8. DD Forms 250 (Materiel Inspection and Receiving Report) or DD Forms 1155 (Order for Supplies or Services) or other advice of shipment prepared in procurement channels will provide the ICPs with source data on shipment status.

4-44. Preparing and distributing DD Form 1348-1, DD Form 1348-1 Automated, and the Automated Packing List (APL)

a. *General.* The DD Form 1348-1 (DOD Single Line Item Release/Receipt Document), or the DD Form 1348-1Automated (DOD Issue Release/Receipt Document), and the optional Automated Packing List (APL) are prepared by the supply or shipping activity. A DD Form 1348-1Automated is prepared for each MRO, or for each bill of lading if partial shipments are involved. These documents are used for selecting, packing, shipping, and receiving materiel. They are also used as a record of receipt transaction and as the source document for preparation of other documents.

(1) The basic principle is to repeat the requisition information on the release and receipt document, when possible. For example, under ideal conditions, the exact quantity of the stock number requisitioned would be released from the initial point that received the requisition. The resulting release and receipt document would repeat the information and simply add the unit price. The requisitioner would, therefore, have a complete record of the requisition and receiving data on a single document. In a supply sense, the requisitioner could, therefore, discard the original requisition or retire it to other files.

(2) However, the system does not always operate under ideal conditions. Therefore, it provides supply status as the means of updating or revising the requisition. Under the basic principle previously explained, the release and receipt document will repeat the requisition data as submitted or as revised, including the original advice code.

b. *Preparation.* The DD Form 1348-1 or DD Form 1348-1Automated is mandatory and the APL is optional for all shipments to DOD customers, including FMS and contractors, from DOD and GSA shipping activities. Instructions for completing the forms are in appendix B. If shipment is direct from procurement, the contractor will prepare and distribute DD Forms 250 in accordance with appendix I, part 4, FAR, rather than using DD Form 1348-1 or DD Form 1348-1Automated. Materiel inspection and receiving reports may be used, but are not required with shipments under DD Form 1155 (Order for Supplies or Services/Request for Quotations).

(1) The DD Forms 1348-1 and 1348-1Automated may be manually or mechanically prepared. They will contain data elements prescribed herein for the various types of transactions. Use of carbonless paper for preprinted forms (DD Form 1348-1 and DD Form 1348-1Automated) is authorized. The DD Form 1348-1 is a preprinted form (see app B). For DD Form 1348-1Automated, there are two methods for generating the form:

(a) *Preprinted forms.* Data entries will be made by automated printers, typewriter, or handscripted (see app B).

(b) *Laser printed forms.* When this method is used, the form and data are printed simultaneously by laser printer. The IRRD will contain prescribed data elements contained in appendix B.

(2) The APL will contain at a minimum the prescribed data elements listed in paragraph B-5. When the APL is not produced, a copy of the DD Form 1348-1Automated will be used and will be placed inside the packing list envelope securely attached to the

outside of the shipping container. On multiple container shipments, the DD Form 1348-1 Automated will be placed inside a packing list envelope and securely attached to the outside of the No. 1 shipping container.

c. Document distribution. Document distribution for the DD Form 1348-1 is in table 4-4; distribution for the DD Form 1348-1 Automated (IRRD) and the Automated Packing List is shown in table 4-5. Actual copies used other than the original and first carbon are optional. (When the DD Form 1348-1 Automated with bar coding (IRRD) is used, the original will always accompany the shipment to the consignee.) Distribution of these forms for issue to FMS and Grant Aid, as discussed in chapter 11, is contained in table 11-7. Distribution of copies for shipments to DRMOs, as discussed in chapter 8, is contained in table 8-3. Distribution of forms for loans to United Kingdom, Canada, and Australia, as discussed in paragraph f below, is contained in table 4-6.

d. Parcel post. Parcel post shipments will be processed and distributed as follows:

(1) Two copies of DD Form 1348-1 or DD Form 1348-1 Automated will be affixed to the item inside the package.

(2) A copy will be placed in a water-resistant PPP-E-540 envelope and attached to the No. 1 container (MIL-STD-129). *Note:* Envelope Specification PPP-E-540 comes in nine standard sizes varying from 5 by 3 3/4 inches to 10 by 12 inches.

(3) The original will be distributed the same as in paragraph b above; however, if the shipping activity has a way of accumulating the data either by PCM or ADP, the original may be destroyed. For Grant Aid shipments, a copy will be air mailed to the MAAG or mission of the country. A copy is not required for parcel post.

e. Security assistance. Security assistance program and ILP transactions will be processed in accordance with chapter 11.

f. Loans. For loans to United Kingdom, Canada, and Australia provided under section 65 of the Arms Export Control Act the following provisions apply:

(1) DD Form 1348-1 or DD Form 1348-1 Automated will contain—

- (a) Basic issue item listing, if applicable.
- (b) Citation of loan approval.
- (c) Required markings.
- (d) Period of loans.
- (e) Return shipping instructions, if needed.
- (f) Identification of items not required to be returned, with notation "Return of property not required."
- (g) The statement "These goods are the property of the United States on loan to the (British) (Canadian) (Australian) Army under current international agreements."

(2) Eight copies of DD Form 1348-1 or DD Form 1348-1 Automated are required plus those kept by the shipper. The copies will be distributed as shown in table 4-6.

4-45. Preparation of transportation documents

Shipping activities will prepare transportation documents in accordance with DOD 4500.32-R.

4-46. Shipment markings

Markings will be according to DOD 4500.32-R and MIL-STD 129.

4-47. Storage activity processing of single line cancellation/diversion requests

a. DIC AC6s will be processed in the sequence given in paragraphs 4-64a and 4-65a(2), (3) and (4).

b. Records will be maintained to determine whether line items shipped were in single line or multiline shipment units and the dollar value of each. This will identify shipment units that may be canceled and determine whether cancellation should be continued as follows.

c. As much as processing capability is available, activities will develop and maintain data to—

- (1) Help determine the depot work area to which shipment

processing should have progressed. Work areas for consideration are as follows:

(a) Computer. Mechanized processing of DIC AC6s, and output of DD Forms 1348-1 and stop shipment notices.

(b) Storage. Bin area and bulk area.

(c) Shipment preparation. Preservation, packaging, packing, consolidation, and parcel post.

(d) Shipping. Consolidation, air freight, motor (truck) freight, and rail freight.

(2) Include the maximum time to process DD Form 1348-1, DD Form 1348-1 Automated, or shipments in each above work area. (This is within total time allowed by chapter 2 from receipt of MRO to release to transportation.) These data would provide a basis for determining the work areas where stop shipment could most likely be taken on receipt of a DIC AC6. Also, document priority should be considered as it affects processing time in hours versus days.

d. On receipt of a DIC AC6, the SA will determine the proper work areas to which stop shipment notices would be sent when cancellation of an in-process DD Form 1348-1, DD Form 1348-1 Automated, or shipment is required. The stop shipment notices will include pertinent line item and document identification priority. It will also contain information as to whether a single or multiline shipment unit is involved. A separate stop shipment notice will be issued to the current work area and each other work area through which the shipment would be processed.

e. All items and quantities will be canceled for which DD Forms 1348-1 or DD Forms 1348-1 Automated have not been released to storage work areas.

f. All items and quantities will attempt to be canceled for which DD Forms 1348-1 or DD Forms 1348-1 Automated have been released to storage work areas and there is no record of transportation release to a carrier. The following are exceptions:

(1) The dollar value is less than \$25 for a single line shipment unit, or

(2) The dollar value of a single line packed in a consolidated shipment unit is less than \$200.

g. The SA will advise the supply source of actions taken in response to cancellation requests. This notice will be provided as follows:

(1) When the SA has no record of the MRO receipt, the supply source will be provided DIC AE6 status with supply status code BF.

(2) When the canceled items have not left the depot, respond only to the supply source in the same format as the cancellation request document. As an exception, rp 4-6 will contain the RIC of the supply source to which the document will be sent and rp 67-69 will contain the RIC of the activity preparing the document. This document will contain DIC AG6.

(3) When cancellation is not attempted due to less than \$25 or \$200 criteria in f(1) and (2) above, the SA will furnish the supply source DIC AE6 status with supply status code B8.

(4) When the items have been released to a carrier in shipments for a CONUS customer, the materiel will not be stopped or diverted beyond the point of shipment. In this case, the supply source will be provided shipment status (DIC AU_).

(5) When the items have been released to a carrier in shipments to an overseas consignee, the SA will follow the procedures in DOD 4500.32-R to stop or divert shipments within the DTS. In this case, the supply source will be provided DIC AE6 status with supply status code B9.

(6) The SA will not stop or divert overseas shipments within the DTS when—

(a) The items are combined in a multiline shipment unit.

(b) The items were in overseas shipments released to carrier for shipment more than 45 days by surface or more than 10 days by air before receipt of the DIC AC6.

(c) The items were shipped to overseas customers by air mail parcel post, or United Parcel Service.

(d) Single line item shipments have a total dollar value of less than \$200.

(e) The single line item shipment unit has a total dollar value of

less than \$1,000 and is shipped with other units in larger containers (e.g., CONEX and SEAVAN).

(7) After DTS receives confirmation that shipments have been stopped or diverted, the SA will provide the supply source DIC AE6 status with supply status code B6.

(8) There are cases when a shipment could not be stopped or diverted. Sometimes the SA did not stop or divert a shipment with the DTS due to one of the reasons in (6) above. Also, the SA may get notice that the DTS did not stop or divert the shipment as requested. In these cases, the SA will send a reply to cancellation request—materiel release confirmation (DIC AU0, A, B) to the SOS; the SOS is shown on the MRO. DIC AU0 shows the exact quantity on the MRO, DD Form 1348-1, DD Form 1348-1 Automated was shipped and not canceled. DIC AUA shows that a quantity greater than on the MRO or DD 1348-1 was shipped and not canceled. (This greater quantity was due to unit pack.) DIC AUB shows that a quantity less than on the MRO or DD Form 1348-1 was shipped and not canceled. (This lesser quantity is also due to unit pack.) Upon receipt of the AU0, A, B, the SOS will create a reply to cancellation request—shipment status (DIC AU8) to DAAS. DAAS will convert the AU8 to the appropriate DIC AU1, 2, or 3 transaction. DAAS will then provide the status to eligible recipients as determined from the original MRO.

h. SAs that need diversion instructions when rp 45-50 of the DIC AC6 cancellation is blank will request it from the activity designated in cc 67-69. These requests will be by telephone or message.

i. Actions under d through g above will be completed as follows:

(1) Two working days for PDs 01-08.

(2) Five working days for PDs 09-15.

j. The SA will advise the supply source that the attempted stop or diversion has or has not been completed by the DTS within 2 working days of receiving the confirmation or denial notice.

Section IV Issue History Files

4-48. Document control file (DCF)

a. All supply sources will maintain a record of each materiel request and the action taken on it to meet the total quantity requested (see table 4-7). The requested quantity may be met by shipment (including shipment direct from procurement), referral, cancellation, or rejection. Status and follow-up information will be obtained from this file as required.

b. The DCF will remain active for 2 years after the request is closed. It will be thoroughly searched before converting a DIC AT-series documents.

c. Supply sources will establish and retain accessible history records of BF status provided to requisitioners because of cancellation requests (DIC AC_, or AK_) received for a minimum of 6 months after providing the BF status to the requisitioner.

d. File may be maintained in hard copy, magnetic tape, microfilm, microfiche, disk storage, or paper tape. It will consist of the data in table 4-7.

4-49. Materiel release order history and status file

The SAs will keep records of MROs and the supply actions taken on the order to meet the total quantity (see table 4-8). The amount may be met by shipment, denial, or cancellation. Responses to follow-up and cancellations will be obtained from this file as required. It will remain active for 1 year after the order is closed. It will be thoroughly searched before converting a follow-up to an MRO. SAs located at the same installation and requisition processing and storage functions under the same commander, may use the MRHSF. The MRO history and status file may be maintained in hard copy, magnetic tape, disk storage, microfilm, microfiche, or paper tape. It will consist of the data in table 4-8.

Section V Supply Status

4-50. General

a. Supply sources or Management Control Activities (MCAs) provide status data to designated activities as notice of action taken or being taken on MILSTRIP documents received, using status codes in paragraph C-15 (table C-31). Activities to receive status data and the type of data required are designated by entry of a media and status (M&S) code in rp 7 (para C-3 (table C-10)). A significant distribution code in rp 54 also designates monitoring/control office to receive all status data. In addition to supply sources furnishing status, the DAAS also generates status in selected situations as a result of editing the stock number field of requisitions. The DAAS status is furnished using the unique DIC AE9 and the DAAS RIC (from) is cited in these transactions.

b. Status data is either supply status or shipment status prepared by the supply source in the applicable format in appendix E. Status data may be informational or require additional action by recipients based on the status code in the document.

c. Supply sources will forward status documents to DAAS for transmission to status recipients. DAAS will transmit status as indicated in table 14-1. DAAS will pass DIC AFY transactions (requests for DODAAC information) to the RIC in rp 4-6, and will route DIC ASY response transactions containing DODAAC information, without changing the DIC, to all eligible status recipients as indicated in paragraph 4-60.

4-51. Exception status

Exception supply status indicates any one or a combination of the following supply source action decisions or MCA action decisions:

a. Procurement for direct delivery from vendor to consignee.

b. Partial issue and other partial actions. Furnish shipment status for the quantity shipped if indicated by the M&S code in rp 7.

c. Substitution of another item for the item requisitioned.

d. Requisition rejection (supply source or MCA).

e. Requisitions referred or passed to another supply source for supply decision.

f. Any circumstances which predict that issue may not be made within the time frames established for the assigned PD or RDD/RDP (conventional ammunition only).

g. Change of unit of issue and quantity.

h. Requisition is placed on backorder.

i. Acknowledgement of cancellation.

j. Notice of submission of security assistance program and ILP requisition by USASAC.

4-52. One hundred percent supply status

One hundred percent supply status is notice of all actions taken or being taken by supply sources on a requisition, passing, referral or redistribution order. This includes any one or a combination of all positive supply action decisions and all applicable exception non-positive supply action decisions.

4-53. Rejection status

This status advises all status eligible recipients (rp 30-35, 45-50, and 54) of rejected requisitions and passing orders. This status is given to all, regardless of the M&S code in rp 7, except when the M&S code is 8. When the M&S code is 8, rejection status will be given only to the activity in rp 54.

4-54. Direct delivery notice

DIC AB1, AB2, AB3, and AB8 provide notice to eligible status recipients that materiel will be supplied by direct vendor delivery (DVD) from procurement. Direct delivery notice documents provide a cross reference between the requisition document number and the procurement instrument identification number (PIIN). DIC AB1, AB2, AB3, and AB8 documents are generated when materiel is procured for direct shipment to consignee. DIC AB_ will be furnished to applicable entries in the requisition; that is, requisitioner (rp 30-35), supplementary address (rp 45-50), and distribution (rp

54) regardless of the media and status code used. This is so that customers will have a basis for reporting nonreceipt of materiel.

4-55. Shipment status

- a. This is positive advice of shipment. It includes—
- (1) Actual date of shipment.
 - (2) Mode of shipment.
 - (3) Transportation control number or GBL number.
 - (4) Parcel post or certified mail registration number.
 - (5) Port of embarkation, as applicable.
 - (6) DODAAC of initial (origin) transportation shipping activity, as applicable.
- b. It also provides for interface with transportation and for shipment tracing by consignees, as provided in MILSTAMP.

4-56. Acknowledgement status

Acknowledgement status is either supply or shipment status and informs recipients of the results of supply source processing of the following types of documents received:

- a. Materiel Obligation Validation Response (DIC AP_).
- b. Cancellation (DICs AC_/AK_).
- c. Document modifier (DIC AM_).
- d. Followup request for improved ESD (DIC AFC).
- e. Followup request for status (DICs AF1, 2, 3, 6 and AT_).

4-57. Consolidated shipment status (DIC BBC)

a. This transaction measures the Consolidation/Containerization Point (CCP) processing time. The DIC BBC (para E-79 (table E-73)) transaction will contain—

- (1) The transportation control number (TCN) of the container,
- (2) Air Force 463L pallet or minipallet, and
- (3) The TCN of the line item for the highest level of consolidation within a van or pallet.

b. For items shipped loose (e.g., major items, outsized cargo), the DIC BBC transaction will contain the original shipment unit TCN. The DIC BBC transaction is transceived to the LCA. The data on the transaction will be used to prepare the shipment detail lift notice transaction (DIC BDD) (para E-95 (table E-96)).

4-58. Materiel release order follow-ups

a. Accountable Activities (AAs) will set controls to prevent excessive follow-up to storage activities (SAs) on MROs. Controls must especially consider MROs that require extra processing time or extended required delivery dates such as set assemblies and basic issue items. Except under unusual conditions, MRO follow-up will not be sent to SAs until after the due-for-shipment date as determined by UMMIPS time standards, the required delivery date (RDD)/required delivery period (RDP) (conventional ammunition only), or previous status provided by the storage activity.

b. Following expiration of due for shipment date AAs will send MRO follow-ups to SAs at least every 30 days on unconfirmed MROs as follows:

(1) Priority designators 01-08 that are 7 days past the due-for-shipment date as determined from UMMIPS time standards, the RDD/RDP (conventional ammunition only), or previous status from the storage activity.

(2) Priority designators 09-15 that are 15 days past the due-for-shipment date.

c. MRO follow-ups will not be sent to SAs because of follow-ups from requisitioners, unless a previously provided estimated shipping date has expired, or the MROs are aged as indicated in paragraph b above and no MRC or MRD has been received from the SA.

d. MRO follow-ups will be prepared in the same format as the MRO (para E-7 (table E-7)), except DIC AF6 will be used and exception data will be omitted. In order to provide for transceiving and online processing, MRO follow-ups will not contain exception data.

e. Because of the excessive time required to process off-line MRO follow-ups, message follow-ups will be kept to a minimum and will require command approval.

f. In response to an MRO follow-up, the SA will reply with shipment confirmation, denial, or supply status, as appropriate:

(1) If the item has just been shipped (confirmation of shipment received from transportation) or has previously been shipped but no MRC (DIC AR_) was sent, prepare and send the MRC (DIC ARO, ARA, ARB) after shipment. If the item has been shipped and the MRC previously sent to the AA, prepare and send a duplicate MRC (AR_).

(2) If the MRO is in the process of being filled, but materiel has not yet been shipped (confirmation of shipment not yet received from transportation), the SA will send supply status AE6 with status code BA in rp 65-66 and the estimated shipping date (ESD) in rp 70-73.

(3) On an MRO on which the shipment is being delayed, or where materiel is held for consolidation of shipment units, the SA will reply with supply status DIC AE6, with status code BA in rp 65-66 and the estimated shipping date (ESD) is rp 70-73.

(4) If an MRO is in the process of being denied, send an MRD, DIC A6_, to the AA. If the MRO has previously been denied, and the MRD sent to the AA, reply with supply status, DIC AE6, with status code BY in rp 65-66; include the quantity denied in rp 25-29 and the reason for denial (management code) in rp 72. When there is no record of the original MRD, DIC A6_, the accountable record will be adjusted based on receipt of supply status, DIC AE6, with status code BY (para C-15, table C-31).

(5) On an MRO for which both partial shipment and partial denial occur, the procedures in subparagraphs (1) and (4) above apply for the respective quantities shipped and denied, except that only DIC ARO will be used as a materiel release confirmation for the partial quantity shipped.

(6) SAs will use DIC AE6 with status code BE to respond to supply source follow-ups if the SA has a record of the MRO but no record of processing the MRO. Supply sources receiving the BE status will query the requisitioner, or MCA designated by distribution code (rp 54) for GFM requisitions, by narrative message to find out if a valid requirement still exists for the materiel. The MCA is responsible for taking necessary action to query the requisitioner and respond to the supply source for GFM requisitions. (See chap 16.) If the requisitioner indicates that the materiel has not been received and the requirement for the materiel is still valid, the supply source will create an MRO modifier (para 4-37c). The MRO modifier will contain the original MRO data. See format in paragraph E-7 and table E-7. Storage activities in receipt of MRO modifiers will process them as in section III.

(7) Followups on MROs not received at the SA require a reply of DIC AE6 with status code BF.

4-59. Media and status (M&S) code

a. This code identifies the type of supply and shipment status to be furnished. When used with other codes, it designates the recipient of the supply and shipment status and gives the method of sending these data. M&S code is used only for furnishing status to either the requisitioner and/or the supplementary addressee. The original document preparer must enter the appropriate M&S code (para C-3 (table C-10)). It will not be altered during processing.

b. A 100 percent supply status includes an exception status. An unauthorized code in rp 54 will be meaningless for status preparation but will be carried on other documents. An authorized distribution code (para C-11) in rp 54 is significant and indicates the activity of the Service (rp 30) to receive additional statuses. It will be carried on other documents.

4-60. Instructions for furnishing status

Supply and shipment status will be furnished based on either the M&S code (rp 7) or distribution code (rp 54), in response to requisitions, reinstated requisitions, requisition modifiers, passing and referral orders, redistribution orders, follow-ups and cancellations. See table 4-9 for applicable Supply and Shipment Status Distribution. Supply and shipment status DIC AE8, AS8, and AU8 are reserved

for use between the Army ICPs and DAAS, except as noted in paragraph 4-43.

a. Supply status. The requisition processing point will provide initial requisition status to the Defense Automatic Addressing System (DAAS) facility. Initial requisition status includes all status generated during supply source processing that is not produced in response to follow-up or cancellation requests. This status will be transmitted to DAAS on a DIC AE8 (para E-18 (table E-18)) transaction. DIC AE8 will indicate to DAAS that supply source initial requisition status is being provided as a result of requisition processing. Except for cancellations and rejections, DAAS will convert the AE8 to the appropriate AE_ document (ie., AE1, AE2, AE3) and make distribution to the requisitioner or supplementary addressee as noted by the M&S code in rp 7, and the activity noted by the entry in rp 54. The requisition processing point will provide all other supply status (ie., status in response to follow-ups or cancellation requests) to the requisitioner or supplementary addressee using DIC AE_ transactions (para E-18 (table E-18)). Distribution of status in response to follow-ups will take place as outlined in paragraph 4-60c. Distribution of status in response to cancellation requests will be made to all eligible recipients. DAAS also provides supply status to a DAAS subscriber if the requisition document is rerouted. This occurs as a result of DAAS editing the stock number field of requisitions. DIC AE9 and the DAAS RIC (from) are cited in these status transactions.

(1) All supply status documents showing that the intended consignee will receive material later than the SDD or RDD/RDP (conventional ammunition only) will have an ESD in rp 70-73. These supply status documents apply to the transactions below:

(a) Back ordered against a due-in to stock. Supply sources will furnish exception supply status when a requisition or reinstatement of a requisition is to be backordered against a due-in to stock. This exception status (DIC AE) will contain supply status code BB and the ESD for release of materiel from stock to the customer. When shipping dates are adjusted, additional status (DIC AE_), status code BB, will be furnished the customer with the revised ESD in rp 70-73.

(b) Procurement for direct delivery. Supply sources will furnish exception status when the intent to process for direct delivery is known. This exception status will contain status code BZ and the ESD in rp 70-73. When contracts or procurement actions have been made and an agreed-to contract shipping date is established, supply sources will furnish additional supply status. These latter transactions will contain status code BV and the contract shipping date. When contract shipping dates are adjusted on items scheduled for direct shipment to consignee (status code BV), additional status with supply status code BV will be provided to show the revised shipping date in rp 70-73. When delivery dates are established for direct shipment to consignees, the supply source will provide the consignee a direct delivery notice, DIC AB_ The direct delivery notice is in addition to AE_ supply status.

(2) Yet, requisitions that contain advice codes 2D, 2J, 2T, or 2W will be rejected with reject status code CB when items are not available for prompt release or cannot be supplied by the SDD or RDD/ RDP (conventional ammunition only).

(3) ESDs are also mandatory entries for transactions reporting adjusted ESDs, and for any conditions predicting that issues may not be made within the time frame set for the priority or the previously furnished ESD. If storage facilities are in the process of filling requirements; for which follow-up inquiries are received, supply status transactions serving as responses will also contain ESDs according to rules for preparing supply status. Status documents providing advice of such actions as changes in stock number (BG or BH status), unit of issue (BG status), quantity (BJ status) reject status, and release of materiel will not contain an ESD in rp 70-73. When BG, BH, or BJ supply status is furnished by supply sources, additional status giving further disposition of the requisition is required.

(4) An S in rp 62 of a requisition contains the month of the extended RDD/RDP (conventional ammunition only) in rp

63-64. The supply status document ESD will be the last day of this RDD/RDP (conventional ammunition only) month.

(5) When rejecting requisitions and passing orders, the C and D series reject status codes will be used. (See para C-15 (table C-31.)) Supply status rejections will be given all eligible recipients (rp 30-35, 45-50 and 54). This status is given to all, regardless of the M&S code in rp 7, except when the M&S code is 8. When the M&S code is 8, rejection status will be given only to the activity in rp 54.

b. Shipment status.

(1) All requisitioners or supplementary addresses are furnished a shipment status as denoted by the M&S code and distribution code (rp 54). The status is provided under the instructions outlined for supply status (a above) with the following exceptions—

(a) The storage activity will use DIC AS8 (para E-33 (table E-35)) to provide initial requisition shipment status to DAAS. DIC AS8 will indicate to DAAS that initial shipment status is being provided as a result of requisition processing.

(b) DAAS will use DIC AS_ transactions (ie., AS1, AS2, AS3) to forward the status to the requisitioner, supplementary addressee, or activity designated by the distribution code.

(c) The requisition processing point or storage activity will use DIC AS_ transactions in providing all other shipment status to the requisitioner, supplementary addressee, or activity designated by the distribution code.

(2) Remote shipping activities will automatically furnish an MRC to the activity denoted in rp, 67-69 (RIC From) of the MRO. Proof of shipment in any other case is not authorized.

(3) Processing points, in receipt of DIC AFY follow-ups, will provide a DIC ASY shipment status response containing the DODAAC of the initial (origin) transportation shipping activity using the format in paragraph E-33 (table E-35). If the processing point is unable to provide the DODAAC information to the requesting activity, the DIC AFY follow-up will be rejected with a DIC ASY response transaction containing status code DY.

c. Followup reply status to customer. Either a supply or shipment status will be forwarded in response to a follow-up document. The supply source will forward this supply or shipment status using DIC AE1, AE2, AE3, or AS1, AS2, AS3 transactions. Status replies to AF_ follow-ups will be sent to the activity that created the follow-up (third position of the AF_ document identifier). Status replies to AT_ follow-ups will be sent to the activity shown by rp 7 as well as rp 54 of the AT_. The decision to send supply or shipment status will be based on the following criteria:

(1) A supply status will be furnished if a requisition or other demand has been received, but the item has not been ordered to be shipped.

(2) A supply status will be furnished if the items has been ordered to be shipped, even if shipment has not occurred. In these cases, an estimated date of shipment will be provided.

(3) A shipment status will be furnished if the item has been shipped. The actual date of shipment will be provided.

Note. Clear text status—All Army supply sources that receive requisitions and related documents with M&S codes A, G, H, J, P, or Q will send proper status to DAAS. On receiving supply and shipment status (containing M&S codes A, G, H, J, P, or Q) DAAS will prepare and transmit status by means of a GSA Mailer, GSA Form 10050.

(4) A DIC ASY shipment status response containing the DODAAC of the initial transportation shipping activity (para E-33 (table E-35)) will be provided in response to a DIC AFY follow-up. If the DODAAC information cannot be provided, the AFY follow-up will be rejected with DIC ASY shipment status containing status code DY, as stated in b(3) above.

4-61. Time standards for distribution of status and reply to follow-up

When required, applicable status on requisitions, reinstated requisitions, redistribution orders, referral orders, and responses to follow-ups will be dispatched as follows:

a. Supply status.

(1) Two days from receipt of PDs 01-08 documents.

- (2) Five days from receipt of PDs 09–15 documents.
- (3) Twenty-four hours after release of materiel obligations in PDs 01–15.

b. Shipment status.

- (1) Twenty-four hours after shipment (i.e., release to carrier) for PDs 01–03 documents.
- (2) Forty-eight hours after shipment for PDs 04–08 documents.
- (3) Three working days after shipment for PDs 09–15.
- (4) Twenty-four hours from receipt of PDs 01–03 follow-ups.
- (5) Forty-eight hours from receipt of PDs 04–08 follow-ups.
- (6) Three working days from receipt of PDs 09–15 follow-ups.

4–62. Status codes

Status codes flow from supply sources to requisitioners, supplementary addresses, or activities shown by the authorized codes in rp 54 or in block 18, DD Form 1348M. These codes tell recipients the status of a requisition or inform them of the results of follow-ups.

Section VI Followup and Cancellation Processing

4–63. Followup processing

a. Followup documents will be processed to determine current status of requisitions, cancellation requests previously submitted, or the DODAAC of the initial (origin) transportation shipping activity when the shipment originated from a location other than the supply source.

(1) A status in response to a DIC AF series follow-up will contain current data. If the latest status is not current, update and prepare as follows:

(a) Duplicate the valid data in the current supply status transaction or MRC, using DICs in the AE_ or AS_ series.

(b) The supply status may contain a change in the ESD. The transaction date will correspond to the date of the reply.

(c) If the requisition record shows that an MRO has been prepared, duplicate the MRO (including exception data, when applicable) except for the DIC, which will be AF6 (MRO follow-up). Forward the MRO follow-up to the storage activity processing the MRO. Response will be in accordance with procedures in paragraph 4–58. Send a shipment status, citing the date shipped, to the initiator of the follow-up; if shipment has not been made, send a supply status with an ESD in rp 70–73.

(d) When the supply source receives a follow-up (DIC AF_) and there is no record of the requisition, send a DIC AE_ to the requisitioner with a supply status code BF. If the original requisition or a follow-up, DIC AT_ is received after the BF status is sent (in response to a DIC AF_ follow-up), process the document in accordance with chapters 3 and 4.

(e) When a supply source receives a follow-up (DIC AF/AT/AK) and it has no record of original requisition and requested stock number is not its responsibility, and the responsible supply source is known, forward the follow-up, to the responsible supply source. Enter the RIC of preparing activity in rp 67–69 of the follow-up, transaction. The follow-up initiator will be provided supply status, DIC AE, with status code BM. (Processing points will not automatically pass these documents back to the source from which received (i.e., “RIC From,” rp 67–69) without permission from that activity.) If supply source is not known, send a supply status document (DIC AE) to the originator. Enter status code BF according to (d) above.

(f) Send a follow-up answer document to the activity denoted by the third position of the DIC and the control activity denoted in rp 54.

(2) A follow-up DIC AT_ for which there is no record of the original requisition or when the record was established with follow-up DIC AF, and the record shows status code BF, process as a requisition only after a thorough review to preclude a duplicate shipment. Change the DIC AT_ to a DIC A0_ and follow the normal processing routine for requisitions. Provide status as follows:

(a) Send supply status (DIC AE_) to the activity denoted by the M&S code and to the control activity denoted in rp 54.

(b) If the M&S code is blank or contains a zero and if no authorized code is in rp 54, send a status to the requisitioner (rp 30–35).

(3) Process follow-up DIC AT_ for which there is a record of the original requisition according to (1)(a) and (c) above.

(a) Send status to the activity denoted by the M&S code in rp 7 and to the control activity denoted by rp 54.

(b) If the M&S code in rp 7 is blank and if no authorized activity is in rp 54, send a status to the requisitioner (rp 30–35).

(c) Send status for security assistance program and ILP requirements to the proper Service International Logistics Control Office.

(4) Requests for supply assistance and follow-ups (DIC AFC) to improve ESDs require management decisions on supply needs which normally are not programmed for mechanical processing. DIC AFC transactions will be manually reviewed to determine if the ESDs can be improved. DIC AFC transactions are notices to the supply source of the consignee’s need for the materiel earlier than the ESDs. The actual date of the requirement is the prerogative of the requisitioning activity. Thus, any advancement of the ESDs, including a single day, will be considered by supply sources as an improvement in ESDs. Management decisions, designed to improve ESDs, should include one or more of the following and any other actions which will improve ESDs.

(a) Cannibalization of existing equipment.

(b) Acceleration of repair programs.

(c) Acceleration of procurement.

(d) Offers of items for interchange or substitution.

(e) Diversion of material shipments.

(f) Supply from reserve assets.

(g) Supply from known station or depot excess stocks.

(h) Supply held, pending classification (condition code J or K).

(5) IF the ESD can be improved, supply status transactions with the revised date of rp 70–73 will be sent to status recipients in the original requisition and to the control activity denoted in rp 54. If ESDs; are not improved after management actions, recipients will be provided with the latest status of the requisition. While ESDs are being improved, follow-up inquiries will not be considered as authority to override any back ordered requirements of equal or higher priorities. Therefore, diversion of any assets will not be considered from back ordered requirements of equal or higher priorities.

(6) Followup documents in the DIC AK_ series will be processed as follows:

(a) When the supply source has no record of the original DIC AC_ process the AK_ follow-up as a cancellation request. Address status to the requisitioner, the supplementary address, and to rp 54. However, if the M&S code in the original record of the demand is 8, supply and shipment status will be given only to rp 54.

(b) When the supply source has a record of the original DIC AC_ send status to the activity shown by the third position of the DIC AK_ and to rp 54. However, if the M&S code in the original record of the demand is 8, send supply and shipment status only to rp 54.

(7) Supply sources in receipt of DIC AFY follow-ups will provide a DIC ASY shipment status response containing the DODAAC of the initial (origin) transportation shipping activity. See paragraph B–33 (table E–35). If the supply source is unable to provide the DODAAC information to the requesting activity, the DIC AFY follow-up will be rejected with a DIC ASY response transaction containing status code DY.

b. Replies to follow-ups will normally be by the same media as the follow-up requests. Responses will be provided to each of the recipient activities designated in the request. Responses to telephone requests will be agreed on the telephone.

c. The time frames for furnishing follow-up replies are in paragraph 4–61.

d. If a follow-up, DIC AF_/AT_/AK_, is received by other than the activity processing the demand, forward it to the last known supply source. Enter the forwarding activity’s RIC in rp 67–69 of the follow-up transaction. The initiator of the follow-up will be advised with supply status, DIC AE_, and status code BM.

e. The response to a follow-up will be sent by a medium in

agreement with the priority and method of submission. Follow-up replies may be by any method available, including—

- (1) AUTODIN.
- (2) Airmail or regular mail (correspondence).
- (3) Administrative electrical message.
- (4) Telephone or radio.
- (5) Formatted teletype message (Mode V).

f. Responses to message requests for supply assistance (para D-1d (fig D-4)) and MILSTRIP message follow-ups (para D-1e (fig D-5)) must be provided. If message replies are used, they must be formatted as in para D-1f (fig D-6) and para D-1g (fig D-7) and supply sources must update appropriate files.

4-64. Shipment tracing

a. Supply sources, on receipt of a request for shipment tracing of registered, insured, and certified parcel post, DIC AFT document, will—

- (1) Review DCF to determine the activity that processed shipment (e.g., storage activity or procurement activity), and
- (2) Forward the DIC AFT to the appropriate storage or procurement activity for further processing.

Note. Small business firms or civilian contractors, not required to process follow-ups received from supply sources, are excluded from these procedures.

b. Storage or procurement activities receiving the DIC AFT will—

- (1) Forward tracers under U.S. postal service regulations to the post office from which the parcel was shipped, and
- (2) On receipt of post office response, take action as follows:

(a) If the parcel was lost, destroyed, or proof of delivery could not be furnished, inform the consignee (based on signal code, rp 51), by message, to prepare an SF 364 (Report of Discrepancy (ROD)) (AR 735-11-2 DLAR 4140.35, NAVSUPINST 4355.73, AFR 400-54, MCO 4430.3E).

(b) If the post office has proof of delivery, inform the consignee (based on signal code, rp 51), by message, of details of the proof of delivery, and send information copies of response provided consignee to the ICP or IMM.

4-65. Processing single line item cancellation requests

a. When supply sources and SA use the sequential (or batch) method of processing and do not use real-time processing, it will be done as often as necessary to meet the UMMIPS time standards, or specific RDD for subsistence requisitions as applicable. These cycle cancellation requests (DIC AC_, including automatic cancellation initiated by the supply source) and MOV reconciliation requests (DIC AP_) will be processed before backorder releases and new requisitions (DIC A0_). Demands will be sequenced as noted in paragraph 4-1c.

b. Supply sources, procurement, and storage activities will process single line cancellations (DIC AC_) as prescribed in this paragraph and in paragraphs 4-65 through 4-68. Policies and procedures for processing requests for mass or universal cancellation of multiple lines and requisitions are in paragraphs 4-71 and 4-72.

c. Supply sources, procurement, and SAs will, as much as possible, prevent the issue and shipment of unwanted material. In processing cancellation requests, consider factors such as time, related packing and handling costs, the dollar value, and location of the materiel.

d. General rules for the disposition and diversion of materiel that has been shipped follow:

(1) Supply sources will provide diversion and disposition instructions for all their items destined for overseas which are to the point where procurement could not be terminated or it is in the Defense Transportation System (DTS). When overseas shipments have been lifted from CONUS terminals, the consignee, the proper commander, or Service headquarters is responsible for diversion or disposition.

(2) Supply sources may request diversion or disposition instructions from Service or agency contact points in table 4-4, for both

nonstocked and non-NSN items. However, supply sources may, based on their stock position, divert materiel to depot stock.

(3) Army activities may predetermine and choose alternate consignees so that the DOD activity address code (DODAAC) of these activities may be inserted in later MILSTRIP and MILSTAMP documents. These will be based on considerations in c and (1) above, and may vary in NSN, class, or group.

(4) When overseas shipments cannot be diverted or held for disposition, storage and procurement activities will advise supply sources when the DTS cannot divert shipment or hold. The supply source will supply shipment status (DIC AU8) to DAAS. DAAS will furnish this status to all eligible recipients using DIC AU1, AU2, AU3 transactions. This status will contain a date in rp 57-59, as provided by the clearance authorities, showing the date on which the shipment was lifted from the terminal for delivery overseas.

(5) When the DTS diverts overseas shipments, supply sources will provide supply status to DAAS (DIC AE8) with supply status code B6. DAAS will furnish this status to all eligible recipients using DIC AE1, AE2, AE3 transactions. The action taken by the DTS will be provided according to DOD 4500.32-R.

(6) Supply sources will automatically cancel unfilled materiel obligations or open requisitions on deleting a DODAAC from the DOD Activity Address Directory (DOD 4000.25-6-M). Applicable supply and shipment status will be furnished authorized recipients. If DAAS does not have a recorded DODAAC, the status will be disposed of.

(7) Costs for cancellations and diversion will be as stated in paragraph 4-65h.

(8) No attempt will be made to stop or divert shipments to CONUS (domestic) consignees once released for shipment, regardless of mode of shipment.

4-66. Supply source processing of single line cancellation requests

a. DIC AC1, 2, and 3, cancellation requests (para E-12 (table E-12)), will be processed as stated in paragraph 4-64. Include distribution of initial status as follows:

(1) First, against back orders in the following order of assigned supply status codes: BB, BC, BD, BV, and BZ.

(2) Second, against unconfirmed shipments, supply status code BA.

(3) Third, confirmed overseas shipments (DIC AS_ and/or AR_), when shipped (to surface/aerial POEs and SEVAN assembly points) before ICP receives DIC AC_ documents in less than 45 days (surface) or 10 days (air).

(4) Fourth, against all other status.

b. Cancellations will be against the quantity in rp 25-29 of the DIC AC_. When it cannot be determined because of garbled or improperly punched entries, the requisition fill or back ordered quantity will be edited. If the quantity is equal to one, the cancellation request should be processed. Otherwise, the request will be rejected to the activity designated by the third position of the DIC AC_ document using DIC AE_ with reject status code CD.

c. Cancellations will be edited to preclude duplication. As a minimum, this edit will compare quantity (rp 25-29), document number (rp 30-44), and date of preparation (rp 62-64). Duplicates will be discarded. All other cancellations will be processed as received. When a DIC AC_ document is received with a blank or garbled date of preparation (rp 62-64), the Julian date of receipt will be entered and processing continued.

d. Regardless of dollar value or quantity, the DIC AC_ cancellation request will be processed promptly to cancel quantities for which MROs, DD Form 1348-1 or DD Form 1348-1 Automated, and purchase requests have not been prepared.

e. If the quantity in the cancellation request is equal to or less than that of the back order (supply status codes BB, BC, or BD), it will be canceled promptly. A DIC AE_ with supply status code BQ will be provided all authorized recipients. Since back orders with supply status code BV and BZ cannot be canceled promptly, DIC AR_ with supply status code B9, will be furnished all authorized recipients.

f. If the quantity in the DIC AC_ is greater than the back order, but equal to or less than that requisitioned, the supply source will cancel as in a above. This criteria and paragraph 11-30 apply to FMS and MAP Grant Aid. When the cancellation request is greater than that requisitioned, cancel the recorded quantity.

g. The supply source will divert cancellation requests for materiel released for shipment, and for direct vendor deliveries (supply status code BV), to depot stock or to fill other demands or back orders, or for contract termination. This also applies to nonstocked and non-NSN materiel, if there is a foreseeable demand for the item.

h. If actions in this paragraph are taken, status code B4 may be furnished to show that the activity denoted by the signal code in canceled requisition may be billed as follows:

(1) Transportation costs for returning the materiel to depot or storage and

(2) Procurement termination costs when it is in the best interest of the Government.

(3) Materiel and transportation charges and credit allowances. (AR 37-60, AR 37-20, AR 37-111, and AR 37-1).

(4) In addition to costs in (1) and (2) above, when applicable, rebuild costs and other expenses to cancel FMS and MAP Grant Aid requisitions. Supply source will bill according to Parts II and III, DOD 4000.25-8-M and paragraph 11-30e.

i. Demand data previously recorded will be reversed by the quantity actually canceled or diverted.

j. Notice of the success or failure of cancellations or diversions will be provided all eligible recipients as named in the original requisition (table 4-9). This notice will be in the format of supply status (DIC AE_) or shipment status (DIC AU_) For shipment status, the supply source will submit a DIC AU8 transaction to DAAS. DAAS will convert the AU8 to the appropriate AU1, AU2, AU3 transaction.

(1) Supply status (DIC AE_) with supply status codes B4, B6, BQ, or BS apply to requisitions canceled or diverted.

(2) Supply status (DIC AE_) with supply status code B9 to show that cancellation or diversion is being attempted.

(3) Shipment status (DIC AU_) will be furnished to show that requisition was not canceled or diverted.

(4) Supply status (DIC AE_) with supply status code B8 will be furnished when requisition was not canceled and supply status code B9 was previously furnished.

(5) Supply status (DIC AE_) with supply status code BF will be furnished to show no record of the document for which cancellation was previously furnished. The supply source will retain a record of the cancellation request for 6 months. This will preclude processing of requisitions and follow-ups DIC AT_ that contain a duplicate document number that may be still in the supply system.

(6) Supply status (DIC AE_) with reject status code C or supply status BQ will be furnished for those transactions in which supply source has a record of a prior cancellation or rejection.

k. When a DIC AC_ or follow-up to a cancellation request (DIC AK_) is received, and the supply source has no record of the requisition, and the NSN is—

(1) The responsibility of the supply source that received the cancellation, or the supply source is not known, send supply status DIC AE_ to the originator with supply status BF. If the original requisition is received within 6 months after the status code BF is furnished, the supply source will furnish supply status (DIC AE_) with a status code BQ. This is in response to a cancellation request or a follow-up to a cancellation request.

(2) Not the responsibility of the activity that received the cancellation and supply source is known, send the cancellation to the responsible supply source. Enter the forwarding activity's RIC in rp 67-69 of the transaction and advise the initiator with supply status, DIC AE_ and status code BM. Supply sources receiving passed cancellations will not automatically send these documents back to the supply source from which received (i.e., "RIC From" rp 67-69) without permission of that activity.

l. Response must be provided to MILSTRIP message cancellation request and abbreviated MILSTRIP message cancellation request. If

message replies are used, they must be formatted as in para D-1 (figs D-6 and D-7) and supply source files are updated.

4-67. Supply source submission of single line cancellation or diversion requests, DIC ACP, to procurement

a. These requests may be in automated transaction format or by manual instructions.

b. Automated documents will be prepared according to paragraph E-14 (table E-14) and submitted to procurement. The entry of procurement instrument identification number (PIIN) or purchase request number (PRN) will depend on whether a MIN has been assigned to a contract and is known to the supply source at time of receipt of cancellation requests. When the PRN is used, the activity address code of the consignee to which shipment is to be diverted will be shown in rp 45-50. When the supply source does not wish diversion, rp 45-50 will be blank.

c. A manual request for cancellation or diversion to a procurement activity will contain the following:

(1) Notice that the document is a request for cancellation or diversion.

(2) Identify the supply source submitting the request.

(3) The stock or part number or description of the item.

(4) The quantity of the item to be canceled or diverted.

(5) The original requisition document number and the suffix code, if needed.

(6) The "ship to" and "mark for" address in the purchase request.

(7) The PIIN, if known; otherwise, the identifying number and date of the purchase request.

(8) Diversion or "hold" instructions, including coded and in-the-clear "ship to" and "mark for" addresses for shipment, if request is diverted.

d. Cancellation and diversion requests will be sent to procurement activities as stated below.

(1) Regardless of dollar value or quantity, when purchase requests have been submitted but contracts have not been awarded. This applies to items and quantities in supply status BZ.

(2) For items and quantities on awarded contracts or purchase agreements and the dollar value exceeds \$200.

e. Supply sources will decide whether the cancellations for diversions or "holds" will be suspended or continued. Decisions to continue cancellations or diversion will be provided to procurement activities by cancellation request documents prepared in the manual format. They will contain the notation: "Decision for cancellation or diversion by supply source." (See para 4-64d(2), 4-65h, and 4-67e.)

f. Cancellation and diversion requests or requests for determining whether cancellation is in the best interest of the Government will not be sent to procurement activities under the conditions below:

(1) The dollar value of the request is less than \$200.

(2) DD Form 250, vendor shipment notice, or equivalent, is recorded showing the following.

(a) Shipments to CONUS consignees, regardless of dollar value.

(b) Shipment to overseas consignees were released to carriers, in excess of the days stated in paragraphs 4-65a(3).

(c) Shipment and delivery by airmail or parcel post. In this case, shipment status (DIC AU_) will be furnished in response to DIC AC_ cancellations received.

Note. As an exception, for intraservice only, cancellation and diversion may be sent to procurement regardless of dollar value when critical or short supply items are affected.

g. Notice of the success or failure of cancellation or diversion will be provided all eligible recipients as named in the original requisition (table 4-9). This notice will be in the format of supply status (DIC AE) or shipment status (DIC AU_). For shipment status, the supply source will submit a DIC AU8 transaction to DAAS. DAAS will convert the AU8 to the appropriate AU1, AU2, AU3 transaction.

(1) Supply status (DIC AE_) with supply status code B4, B6, BQ or BS apply to requisitions canceled or diverted.

(2) Supply status (DIC AE_) with supply status code B9 to show that cancellation or diversion is being attempted.

(3) Shipment status (DIC AU_) will be furnished to show that requisition is canceled or diverted.

(4) Supply status (DIC AE_) with supply status code B8 will be furnished when requisition was not canceled, and supply status code B9 was previously furnished.

4-68. Procurement activity processing of single line cancellation and diversion requests

a. DIC ACP and manual cancellation and diversion requests will be sequenced and processed according to PD codes.

b. Cancellation will be prompt when contracts have not been awarded or firm orders have not been issued or placed.

c. Procurement activities will advise the supply source of contractual agreements which may result in unfavorable cost if canceled, diverted, or "hold". Supply sources will decide whether the cancellation, diversion, or "hold" will be suspended or continued. Decisions to continue cancellation or diversions will be provided to procurement activities by cancellation request documents. They will be prepared in the manual format and contain the notation: "Decisions for cancellation or diversion by supply source."

d. The costs of diversion or shipment "hold" will be provided the supply source for billing under paragraph 4-65h. Cost of contract termination and diversion will be furnished supply sources for billing as stated in paragraph 4-65h.

e. Procurement activities must contact clearance authorities to divert shipments at terminals. (This does not apply to transactions resulting from mass cancellations.) See paragraph 4-72g(2). When procurement activities divert shipments and rp 45-50 are blank, instructions will be requested from the activity designated by the RIC in rp 78-80. Requests will be by telephone or message.

f. When the above cancellation, termination, diversion, or hold will not be in the best interest of the Government, the supply source will be advised. It will be requested to furnish a decision by a given date.

g. To cancel, divert, or terminate contracts, begin within 1 working day from the receipt of cancellation requests. Completion must be within 5 working days for PDs 01-08 requests and 10 working days for PDs 09-15 requests. When multiple cancellation requests are received on the same day, consider the priority of the request, overseas destination, the dollar value of the materiel, and the status of the contract.

h. The procurement activity will advise the supply source that the attempted stop or diversion has or has not been done by the DTS. The supply source will be informed within 2 working days of receiving the confirmation or denial notice from the DTS.

i. Cancellations (DIC ACP/ACM) received for items that are not the responsibility of the procurement source will be returned to the supply source shown in rp 78-80, for any action required.

4-69. Supply source submission of single line cancellation or diversion requests to storage activities

a. Cancellation requests (DIC AC6) or follow-ups on cancellation requests (DIC AK6) (para E-13 (table E-13)), will be submitted to storage activities—

(1) Regardless of dollar value and quantity when supply status code BA is recorded, but MRC has not been received.

(2) When MRC is recorded on an overseas shipment which was released to carrier for shipment to POE, less than 45 days (surface shipments) or less than 10 days (air shipments) and the dollar value exceeds \$200.

b. The DIC AC6 will contain the DODAAC of the activity to which the shipment will be diverted in rp 45-50, when it has been released. When the supply source does not wish or cannot divert to a specific activity, rp 45-50 will be left blank. In the latter case, the supply source will provide alternate destinations, if SAs request. (See para 4-64d(1).)

c. When any attempt to divert materiel is made, supply status (DIC AE_) with supply status code B9 will be sent recipients.

d. Supply sources will not send storage activities requests for cancellation or diversion as follows:

(1) When in receipt of MRC at the time of the cancellation request, and the item has a line item value of less than \$200 and is for overseas shipment.

(2) When in receipt of MRC and item has been shipped by parcel post, airmail, or United Parcel Service.

(3) When MRC is for an overseas shipment which was released to the carrier more than 45 days (surface shipments) or 10 days (air shipments).

(4) When in receipt of MRC and item was shipped to a CONUS activity before the cancellation request was received.

e. In the instances described in d above, shipment status (DIC AU_) will be furnished status recipients.

f. A follow-up on cancellation request, DIC AK6, may be submitted from the supply source to storage activities as a result of receipt of DIC AK_. The AK_ may be received from the requisitioner, supplementary address, or control activity (rp 54). A DIC AK6 may also be sent as a result of nonresponse to a previous DIC AC6.

g. DRMS will forward cancellation requests (DIC AC6) or follow-ups on cancellation requests (DIC AK6) to DRMOs when a Materiel Release Confirmation (MRC) (DIC AR_) has not been received for item(s) requisitioned from property disposal. If the MRC has been received from the DRMO, shipment status (DIC AU_) will be forwarded by DRMS to eligible status recipients.

4-70. Direct vendor delivery on MILSTRIP requisitions.

a. When a MILSTRIP requisition is to be by direct vendor delivery, coordination is required between MILSTRIP and the purchasing operation. This requires an exchange of specific information and documents between supply sources and the procurement activity to ensure the following.

(1) That designated recipients of status receive status data on time.

(2) Proper marking of shipment containers.

(3) Delivery of materiel is according to PDs and RDDs/RDPs (conventional ammunition only).

b. Purchase requests will contain certain in-the-clear and coded data as cited below. This data will be carried on procurement and related documents.

(1) The MILSTRIP requisition document number, suffix codes, supplementary address, and signal codes.

(2) In-the-clear "ship to" address of the consignee and "mark for" address.

(3) Project code and name, if applicable.

(4) Schedule of deliveries according to RDDs/RDPs (conventional ammunition only) and RADs whichever applies. Items should be listed on procurement requests in descending sequence of delivery of availability dates beginning with the earliest date. (A separate requisition number is required for each delivery date, consignee, and priority.)

(5) Identity and address of the activity to receive the notice or evidence of shipment made by contractors (1-401, table 2 DAR).

c. Requisitions for direct delivery from vendor will be named separately from stock replenishment buys or purchase requests.

4-71. Cancellation of requisitions upon deletion of DODAAC

Supply sources will automatically cancel unfilled quantities on requisition when a DODAAC is deleted from the DODAAD. Status code BQ will be assigned.

4-72. Mass or universal cancellation of requisitions

a. Requests for mass or universal cancellation of requisitions will be initiated by the Service headquarters, or by authorized command element. Interservice dissemination of requests for mass or universal cancellation will be made by the contact points designated in column 1 to the designated contact points identified in column 2, table 4-10. The preparation of a mass or universal cancellation request will be accomplished in accordance with the format reflected in para

D-1 (fig D-8). The Military Service/agency points established for issuance and receipt of requests for mass and universal cancellation are shown in table 4-10. Army requests for mass or universal cancellations will be sent by message to: Commander, Logistic Support Activity, ATTN:AMXLS-RT, Redstone Arsenal, AL 35898-7466. (For telephonic contact, use DSN 645-9770.)

b. Intraservice and agency dissemination of requests for mass or universal cancellations will be made by the focal point in column 2, table 4-10. Dissemination will include all Service or agency supply sources, storage sites, and other activities within the Service or agency that process MILSTRIP transactions that can cancel requisitions or divert shipments. Service focal points will inform oversea theater, force, logistics, or type commanders of mass or universal cancellations that affect their areas of responsibility.

c. Base closures, termination of special projects, ship and unit inactivation's, termination of agreements, termination of vessel outfitting or construction can be reasons for mass or universal cancellation.

(1) These events are normally known to the affected activities well in advance of the effective date of such closures or termination actions. In these instances, requisitioners will create single-line cancellations. (see para 3-80 and 3-82) as soon as possible to minimize continued processing of requisitions and avoid entry of unwanted shipments into the DTS.

(2) When it is known that insufficient time remains to permit continued cancellation on a single line basis, a mass cancellation or universal cancellation may be requested.

(a) A mass cancellation permits continued document and shipment processing for selected requisitions.

(b) A universal cancellation serves to terminate all such processing, even requisitions previously identified for continued document and shipment processing under mass cancellation situations.

(c) Normally, the request will specify either mass or universal cancellation but, under extreme conditions, a mass cancellation may be superseded by a universal cancellation.

(3) Requisitions for which continued document and shipment processing will be requested under mass cancellation situations will also be indicated, by the requiring activity, at the earliest date through submission of document modifiers (DIC AM_) containing an expedited handling signal "555" in the RDD/RDP (conventional ammunition only) data field, rp 62-64.

(a) DIC AM_ will not be used to change the RDD to "555" (expedited handling signal) after the effective date of the requested mass cancellation action. DIC AM_, submitted to change other data elements when "555" has previously been entered, must contain the "555."

(b) (Rescinded).

(c) Requisitions containing or modified to contain "555" in the RDD/RDP (conventional ammunition only) field will receive processing precedence in accordance with paragraph 2-19.

(4) When a universal cancellation is initiated to supersede a mass cancellation and there are outstanding requisitions containing or modified to contain "555" in the RDD/RDP (conventional ammunition only) data field, supply sources will provide DIC AC7/ACM transactions to storage and procurement activities for all outstanding requisitions, regardless of the "555."

(5) Documents that contain code "555" in the RDD/RDP (conventional ammunition only) field will be processed in accordance with paragraph 4-9g(4)(b) and(c).

(6) Supply and shipment status in response to DIC AC1, AC2, AC3, and mass cancellation documents will be addressed to the requisitioner (rp 30-35), the supplementary address (rp 45-50), and to the activity in rp 54; however, if the M&S code in the original record of the demand is 8, supply and shipment status will be given only to the activity in rp 54. Also storage and procurement activities and supply sources, when direct vendor delivery (supply status code BV), will furnish DAAS shipment status(DIC AU7) on all shipments that have entered the DTS. Supply sources will furnish status of cancellation within 5 days of receipt of DIC AC_ or DIC AK_

documents. This status will be updated as further actions are taken on the cancellation request.

d. Request for mass or universal cancellation will be sent by message (fig D-8). It will identify the activity, the effective date, and the required codes that identify one of the following:

(1) Project code and "ship to" address(requisitioner, rp 30-35, or supplementary address, rp 45-50).

(2) No project code-"ship-to"address (requisitioner, rp 30-35, or supplementary address, rp 45-50).

(3) One project code and various addresses.

(4) No project code-various addresses.

(5) Various project codes and one address.

(6) FSC, group, NSN, or part number when related to the address of the original requisition document number, "ship-to" address or project code.

e. A need may exist to continue processing select requisitions and shipments during mass cancellations (such as high priority demands to meet NMCS conditions). Also, it may be necessary to continue processing requisitions for materiel to close the base. For these requisitions, the mass cancellation request will cite, in the "special instructions" segment, one of the following:

(1) Project code when related to the "ship-to" address (rp 45-50) being canceled.

(2) NMCS RDD/RDP (conventional ammunition only) entry (rp 62-64) when related to the "ship-to"address (requisitioner, rp 30-35, or supplementary address, rp 45-50) being canceled.

(3) FSC, group, NSN, or part number when related to the "ship-to" address (requisitioner, rp 30-35, or supplementary address, rp 45-50) being canceled.

(4) Specific document number and routing identifier code (RIC).The RIC will be that shown on the latest status document. If no status has been received, use the RIC of the requisition.

(5) Specific issue priority designator when related to the "ship-to" address (requisitioner, rp 30-35, or supplementary address, rp 45-50) being canceled.

(6) RDP entry (rp 62-64) when associated with the "ship to" address (requisitioner, rp 30-35, or supplementary address, rp 45-50, being canceled-conventional ammunition only).

f. On receipt of the mass cancellation message, supply sources and SAs will review all prospective cancellations to identify those for which continued processing has been requested. In the case of items scheduled for direct delivery, the supply source will forward DIC AMP requisition modifier documents to procurement sources. Supply sources, storage activities, and procurement sources will annotate the affected requisition(s), and all associated documents/records, with an expedited handling signal "555" in the RDD/RDP (conventional ammunition only) data field.

g. The Defense Transportation System (DTS) will continue movement of materiel to which an RDD/RDP (conventional ammunition only) of "555" has been applied except when a universal cancellation has been announced.

h. The consignee, theater, force, logistics, or type commander will divert or dispose of oversea shipments that have departed CONUS ports. Notice to the latter will be the transportation lift data provided by the DTS clearance authority.

i. No attempt will be made to divert materiel destined to CONUS customer activities beyond the point of shipment.

j. All shipping Services and agencies will designate storage points within their distribution system to receive shipments redirected because of mass or universal cancellation. Fund citations for GBL preparation will also be provided. These designated points and fund citations will be provided to MAC, MTMC, or theater commanders. They will serve as pre-designated consignees for any announced mass or universal cancellation. If more than one storage point is designated, instructions will cite, geographically, the storage point designation in relation to each water and aerial port (i.e., West, Gulf, and East coasts). Services and agencies will also choose a contact point to provide disposition instructions on materiel which does not meet the automatic diversion conditions. Contact points will provide the DTS disposition instructions within 24 hours on materiel

located at air terminals and within 48 hours on materiel located at water terminals.

k. Customers retain the authority to submit single line cancellation requests (DIC AC1, 2, 3) at any time before, during, or after the effective date of the mass cancellation.

4-73. Processing mass or universal cancellation requests

a. Supply sources will cancel requisitions dated on or before the effective date announced in mass or universal cancellation requests for which MROs, DD Forms 1348-1 or 1348-1 Automated, or purchase requests have not been sent to storage or procurement activities. Cancellations will be confirmed by supply status (DIC AE_), supply status code BQ or B4, to all recipients of status (para 4-60) within the timeframes in paragraph 4-61.

b. Supply sources will send supply status (DIC AE_), supply status code B9, to all recipients (para 4-60) within the timeframes in paragraph 4-61 for—

(1) Unconfirmed MROs, DD Forms 1348-1, and DIC ACPs.

(2) MRCs that indicate that items have been shipped to oversea activities within 45 days of the effective date of the mass cancellation.

c. Later cancellation or diversion confirmation will be as follows:

(1) DIC AE_ supply status code BQ, B4, or B6 for each line item canceled or diverted.

(2) DIC AE_ supply status code B8, for each line item not canceled or diverted.

d. Supply sources will furnish storage and procurement activities cancellation requests (DIC AC7/ACM) for each unconfirmed MRO, purchase request, and MRCs that indicate that items have been shipped to oversea activities within 45 days of the effective date of the mass or universal cancellation. DIC AC7/ACM documents are mandatory when MROs or purchase requests have been issued on another Service or agency. The DIC AC7/ACM will be prepared in the same format as DIC AC6/ACP documents.

e. Supply sources will not furnish storage and procurement activities cancellation requests when the MRC shows that—

(1) Shipment was by parcel post.

(2) Shipment to CONUS activities has been made.

(3) Shipment to oversea customers was more than 45 days before the receipt of the mass or universal cancellation request.

f. The following rules apply to mass and universal cancellation of shipments from storage:

(1) On receipt of the mass or universal cancellation request, and pending the receipt of single line cancellation requests (DIC AC7) from the supply source, the SA will identify all affected MROs where the item(s) have not been released to carrier for delivery to consignee.

(a) For mass cancellation, the storage activity will not suspend processing of MROs identified for continued processing.

(b) For universal cancellation, the storage activity will suspend further processing of all MROs, including any containing an RDD of "555."

(2) For oversea shipments, which meet the mass or universal cancellation criteria and have entered the DTS within 45 days of the date of the mass or universal cancellation message, the shipping activity will prepare a shipment status document (DIC AU7) to DAAS. The DIC AU7 will be prepared in the same format as the DIC AU1 document.

(3) SAs will cancel all items for which a single line cancellation request is received when they have not been released to a carrier.

(4) SAs will advise the supply source of actions taken in response to cancellation requests. When the shipment has not been released to a carrier and it is canceled, the supply source will be informed by DIC AG6. The DIC AG6 will be in the same format as the cancellation request document. As an exception, rp 4-6 will contain the RIC of the supply source to which the document will be sent and rp 67-69 will contain the RIC of the activity preparing the document.

(5) When the SA cannot cancel the shipment, the supply source will be furnished a DIC AE6, status code B8.

(6) When the SA receives transportation confirmation of shipment diversion, it will send the supply source a DIC AG6 for all requisitions in the shipment unit that contain the DODAAC of the new consignee in rp 45-50.

(7) When transportation denial of shipment diversion documents are received, the SA will furnish the supply source a DIC AU_ (para E-33 (table E-35)).

g. Rules governing the single line cancellation of shipments from procurement apply to requests for mass or universal cancellation, except:

(1) The supply source will initiate cancellation requests (DIC ACM) for all items scheduled for direct delivery, and for which purchase requests have been submitted, regardless of materiel costs, unless continued processing has been requested.

(a) For mass cancellation, cancellation will not be requested for requisitions annotated with an RDD of "555."

(b) For universal cancellation, cancellation will be requested regardless of RDD.

(2) Procurement activities will not consult with the DTS to divert shipments at terminals.

(3) The procurement activity will send a shipment status document (DIC AU7) to the DAAS, in the format of the DIC AU1 for those oversea shipments which have entered the DTS—

(a) Within 45 days of the date of the mass and universal cancellation message or

(b) From the date of receipt of the DIC ACM from the source of supply.

(4) Procurement activities which receive confirmation of shipment diversion documents will furnish the supply source a DIC AG6 for the requisition(s) in the shipment unit. The DIC AG6 will be prepared from data in the DIC ACM, or purchase request. The DIC AG6 will contain the DODAAC of the new consignee in rp 45-50.

(5) On receipt of shipment diversion denial documents, the procurement activity will furnish the supply source a DIC AU (para E-33 (table E-35)).

h. Requisitions that contain "555" in rp 62-64 and PD 01-08 in rp 60-61 will be processed as NMCS according to priority. If PD 09-15 is entered in rp 60-61, process according to priority. If there is an "N" or "E" in rp 62 and PD 01-08 in rp 60-61, process. If "555" is entered in rp 62-64, process. If there is an "N" or "E" in rp 62 and PD 09-15 in rp 60-61, blank the entry in rp 62-64 and process according to priority.

4-74. Disposition of suspended shipments of materiel

a. The disposition of frustrated shipments at water and aerial POEs that are the result of mass or universal cancellations will be as follows:

(1) Shipments from DA storage points, or from commercial vendors under the direction of a DA procuring activity, will be diverted to the predesignated DA storage site.

(2) DTS attempts to divert or frustrate shipments will end 45 days from the effective date of the mass or universal cancellation message.

b. Certain strategic and tactical operations or political considerations may dictate that all shipments for a consignee be stopped or diverted. In these most restrictive of shipment diversion situations, economic considerations (i.e., the comparison of accessorial cost of stopping, holding, and returning the materiel to depots or storage activities; the value of the canceled materiel; and the costs to the receiving activity to process or reprocess the materiel) are not controlling factors. In most situations, however, the strategic, tactical, or political environment is such that complete disregard of these economic considerations is not warranted.

c. MILSTAMP diversion procedures are established to permit diversion only if the materiel being shipped can be identified and located by transportation control number (TCN).

(1) *Non-consolidated shipment units.* Shipment units eligible for cancellation that have not been consolidated into a container with other shipment units will be stopped and diverted by the POE up to the point of lift. Diversion of cancellation-eligible shipments at or

beyond the POD will be the responsibility of the appropriate theater, force, logistics, or type commander.

(2) *Consolidated multiple shipment units.* Individual line items will not be removed from multiple line shipment units (consolidated packs), nor will a shipment unit container be removed from a multi-container shipment (SEAVAN) type device. Shipment units cannot be diverted in the Defense Transportation System (DTS) if stuffed or loaded with other shipment units, or on multiple shipment unit devices such as SEAVANS, CONEXES, MILVANS, aircraft pallets, etc.

d. For those mass or universal cancellation requests which give FSC, group, NSN or part number data, the DTS will stop and suspend, for Service review, all shipments of the canceling Service for the affected consignee. Disposition of cancel-eligible shipments at or beyond the POD will be the responsibility of theater, force, logistics, or type commander.

e. The DTS will prepare cited documents for the following shipments:

(1) For all shipments diverted, because of mass or universal cancellation, the DTS will prepare a confirmation of shipment diversion document to the DAAS. The confirmation of shipment diversion will contain complete TCMD data for each shipment unit and, if available, the contract number. In addition—

(a) For shipments diverted according to pre-positioned instructions, the DTS will prepare a Government Bill of Lading (GBL) to the new consignee.

(b) For suspended shipment units, the DTS will prepare a request for disposition instructions to the DAAS, which will route the document to the Service or agency contact point. When the contact point is a collocated liaison office, the request for disposition instructions documents will be listed and provided to the contact point direct. After receipt of disposition instructions for these shipments, the DTS will prepare a GBL or other appropriate document for the new consignee.

(c) For shipments intransit to, at, or between the POD and the oversea consignee, the oversea DTS activity will request disposition instructions from the theater, force, logistics, or type commander's designated contact point.

(2) For shipments which have been intransit between the WPOE/APOE and the oversea consignee less than 30 days, the DTS will—

(a) Prepare a list of the manifest shipment unit data, vessel or aircraft identification and departure date, WPOD/APOD, and estimated time of arrival (ETA). This list will be sent to the affected oversea command component, the proper WPOD/APOD, and the designated contact point, if requested.

(b) Prepare denial of shipment diversion documents for each individual shipment unit to the DAAS.

f. Storage sites having diverted shipments will report them to the proper source of supply.

g. The Service or agency that prepares the cancellation requests that apply to U.S. Forces requisitions will be charged with transportation and terminal costs for the following:

(1) Holding, stopping, and returning materiel to depots or storage.

(2) Procurement termination costs when it is in the best interest of the Government.

(3) Excess transportation costs that may be incurred when moving the cargo unaffected by a mass or universal cancellation. Specific instructions on materiel transportation charges and credit allowances are in AR 37-60, AR 37-120, AR 37-111, and AR 37-1.

4-75. Cancellation credit allowances

The following guidance is for granting credits for materiel suspended at consolidation points and ports of embarkation. It applies to cancellations resulting from single line and mass cancellation requests and from back order validations.

a. All Army-managed NSN items will be ordered returned to depot stocks. Full credit will be given to the customer at the time the materiel is recorded by the NICP. (The document number of the original shipment will be carried on receipt documents.)

b. Army-managed NSN items on procurement for direct delivery to the customer will be diverted to depot stocks. No billings will be made.

c. Items such as non-NSN and part numbered items will be returned to the nearest depot for disposal. Billing to the requisition "bill to" point will continue.

d. Contracts for non-NSN items and part numbered items on procurement for direct delivery to the customer will be terminated, when possible. Termination costs will be borne by the "bill to" point shown in the requisition. If the contract cannot be terminated and the cancellation line value is \$50 or more, issue amended shipping instructions to divert the materiel to the nearest depot for disposal. The "bill to" point shown on the original requisition will be billed on shipment of materiel from the contractor.

e. Transportation costs for materiel returned to depot stock because of cancellation will be charged to transportation account code A298.

Section VII Procurement Request Instructions

4-76. Requests for depot replenishment procurement

Inventory managers' requests for procurement will be assigned a 14-character document number. This number will contain the identity of the originator, date, and serial number of the request. CG, AMC and major oversea commanders will establish coding configuration of this document number. They will ensure that a document number will not be duplicated within 10 years.

4-77. Request for direct deliveries from vendors

a. The purchase request furnished the purchasing office will include—

(1) The clear text consignee address.

(2) The 14-digit document number, supplementary address, and signal code of the requisitioner.

(3) The RDD/RDP (conventional ammunition only), or code 999, when assigned by the requisitioner.

(4) Army-assigned fund code (rp 52-53).

(5) Instructions for completing and distributing shipping and receiving documents according to instructions of contracting officer.

(6) Instructions for documenting loans to the United Kingdom, Canada, and Australia (para 4-44f).

b. On emergency-type supply demands, the purchase request will contain instructions to the purchasing office that delivery of items from vendors should not be delayed pending preparation and issuance of procurement documents. Also, the purchase request will contain these instructions.

(1) Specify to the vendor that the shipment be identified using the document (requisition) number and supplementary address, and in-the-clear address.

(2) Advise vendor to furnish procurement inspection activity proper shipping data, by the fastest means available (telephone collect if necessary). This includes quantity, partial shipment (if applicable), date shipped, and mode of shipment.

(3) If the geographical location is such that the shipment may arrive at the destination before the documentation, the procurement or inspection activity will telephone the consignee or CONUS terminal and provide the data in a above.

(4) Prepare and send shipment status according to paragraph 4-43c.

4-78. Request for procurement of shelf life items

Consider the shelf-life item and tailor the request for procurement to obtain maximum allowable age of the item at the time of delivery. For items with a shelf-life of less than 6 months, consider the use of indefinite delivery type contracts with deliveries made directly to the requisitioner. Specifications, materiel standards, provisioning documents, purchase descriptions, and procurement documents will include the dating and marking requirements according to MIL-STD-129 and the packaging and protection desired.

4-79. Pre-positioned materiel receipts

a. Partially completed materiel receipt documents (DD Form 1486) will be furnished each depot to receive stock from a specific procurement.

b. The storage activity, on receipt of materiel, will use these transactions in reporting receipts to the AA (chap 5).

Section VIII Special Supplier Instructions

4-80. Reconsignments

When shipments are consigned to a new destination, the reconsigning agency will ensure that a notice is sent to the new consignee.

4-81. Suspended cargo

On notice of suspended cargo, ICPs will—

a. Send disposition instructions to the reporting activity by the most expeditious means.

b. Report suspended cargo according to AR 37-80 and related instructions.

c. When disposition instructions divert the return to the original distribution system, provide the returning activity with information for preparing DD Form 1348-1 or DD Form 1348-1 Automated (para 4-81). This will include the activity to be credited, if it applies, fund code, type of return, and management data, as needed.

4-82. Shipment of creditable or noncreditable returns and transfers

a. The activity accountable for materiel to be returned or transferred will send DD Form 1348-1 or DD Form 1348-1 Automated to the shipping activity (see app B and tables B-2 and B-6). Returns and transfers relate to materiel returns from installations to depots, retrograde shipments, lateral transfers, temporary loans, and consigned inventories. The FAO will request credit adjustments and allowances for all incorrectly billed items (AR 37-1). These credit transactions will contain the same document number shown on the billing card for the shipping document which completed delivery to the requisitioner. Returns of excess materiel will carry the document number in the excess reporting system (see chap 7). The FAO will also use this document number on detail billing card (DD Form 1348M). It is converted from the response to report of customer excess materiel transaction. Return advice codes that identify the type of return are in paragraph C-15 (table C-29). Noncreditable returns will be assigned document number by the shipping activity. Policies governing the allowance of credit for stock fund materiel returned to Army Stock Fund entities are in chapter 3, AR 37-111.

b. The same document (DD Form 1348-1 or DD Form 1348-1 Automated) prepared in the number of copies stated in section III, this chapter, will be used for these transactions.

c. Entries in the DD Form 1348-1 or DD Form 1348-1 Automated for return of materiel to supply sources are in appendix B and tables B-2 and B-6. In addition for intra-Army use, the following entries will also be completed: suffix code, supplementary address, signal code, fund code, distribution code, project code, and return advice code.

d. Return of GFM, inventory temporarily in use, consigned inventory, suspended cargo, Government-owned returnable shipping containers, improper shipments, and materiel having hidden defects will be returned or moved on the same document number on which the item was received. See paragraph C-15*a* (table C-29) for advice codes and paragraph C-10 (table C-21) for fund codes.

e. Use of return advice codes 1Q or 1R will require writing the authorization project number on DD Form 1348-1 or DD Form 1348-1 Automated.

f. Other information on the documentation of returns is in chapter 5.

4-83. Return of discrepant FMS materiel

a. Discrepancies in FMS shipments are reported on Standard

Form SF 364 (Report of Discrepancy) by the receiving FMS customer. AR 12-12 provides required data entries and procedures for processing Reports of Discrepancy (RODs).

b. When materiel reported on SF 364 is to be returned to U.S. supply system stocks, follow instructions in paragraphs 11-47 and 11-48.

c. Entries in the DD Form 1348-1 or DD Form 1348-1 Automated for return of discrepant FMS materiel are in appendix B and tables B-4 and B-8.

4-84. Storage activity (SA) response decision tables

a. This chapter has furnished data interchange requirements between storage activities and supply sources. These requirements are shown in the following decision tables. The use of decision tables is explained in appendix F.

b. Table 4-11 provides SA responses to MROs, DIC A5_.

c. Table 4-12 provides SA responses to follow-ups (DICs AF6 or AFJ).

d. Table 4-13 provides SA responses to cancellations (DIC AC6) and follow-ups on cancellations (DIC AK6).

e. Table 4-14 provides SA responses to MRO modifiers (DIC AM_).

**Table 4-1
Requisition and Related Transaction Validity Edit Table**

Code or data element	Entry in record position is blank	Entry in record position is incorrect
Routing identifier	Determine correct source and continue processing.	
Media and status	Process as O.	Same.
Stock number or item identification.	Reject	Reject for review. Compare the stock number with the Army Master Data File (AMDF) to ensure that the item can be identified for processing. (1) When the AMDF reveals that the NSN is changed to a new number, or when a manufacturer's part number is assigned to a stock number, change to the new NSN, send BG status to the customer, and continue processing. (2) If the FSC and NIIN do not match but the FSC has previously been assigned to that NIIN, change the FSC to the new one, notify the customer (BG supply status), and continue processing. (3) If the FSG and NIIN do not match and the FSC has never been assigned to that NIIN, reject the requisition to the customer (CA or CG reject status). When the AMDF reveals that the stock number is obsolete and advice code 2F is not cited, reject the demand. This is done by creating a supply status transaction using reject status code CJ and sending it to the requisitioner. 1. The DICs below may continue to be used with a DODAC in rp 8-22 when the requirement is for other than a specific stock numbered item for conventional ammunition: A04, AOD, AM4, AMD, AC1, AC2, AC3, AK1, AK2, AK3, AF1, AF2, AF3, AT4, and ATD. 2. When the DODAC is used with the above DICs, the FSC will be placed in rp 8-11 and the DODAC in rp 12-15. If the requirement is for or pertains to a certain stock numbered item(NSN), the requisitions and related documents must contain the 13 position NSN. All other requisitions and related documents, except those described in (1) and (2) above, must contain the NSN.
Unit of issue	Enter correct unit of issue or reject for review. If rejected, enter correct unit of issue in rp 79-80 of Supply Status Transaction.	Reject for review. When the unit of issue is other than that in the AMDF, do the following: (1) If the quantity can be converted to correspond with the new unit of issue, whereby the customer will receive the amount requisitioned— a. Correct the quantity and the unit of issue on the document, b. Create a supply status transaction, using status code BG, and c. Send to the requisitioner. Continue supply action. (2) If the quantity cannot be converted, reject the requisition. Use a supply status transaction with reject status code CE with the correct unit of issue in rp 79-80.
Quantity	Reject	(1) Reject if entry is zero filled, garbled, or otherwise invalid; supply status transaction will contain reject status code CD. (2) If requested quantity is excessive, reject it and prepare a supply status transaction using reject status code CS. Item managers will not reject total quantity using reject status code CS. A quantity of at least one will be issued. Other reject status codes(para C-12c) will be used for total quantity; e.g., 'CA.' (3) Army overseas requisitions with advice code 1A or 1B will not be rejected for excessive quantity. Supply the quantity requisitioned.
Requisitioner	Discard	(1) Reject for review. As shown by the signal code, verify that the address is in the DOD Activity Address File (DODAAF) (2) If affected by the signal code, address code is not in the DODAAD, and the document is not accompanied by an in-the-clear address, reject the document using reject status code CX, if possible; otherwise, discard.
Date	Reject	Reject.
Serial	Reject	Reject.
Demand	Process as recurring	Process as recurring.
Supplementary address	Reject (CX status) if blank or invalid and the signal code is J, K, L, or M. Same.	
Signal code	Reject	Reject.
Fund code	No edit is required.	Same.
Distribution	Process.	Process.
Project code	(1) Process. (2) If an OSD/JCS project code is entered, the requisition will be ranked above all other requisitions within the same priority designator.	Process.
Priority designator	(1) If expedited handling signal 999 is present in RDD field and PD is not 01-03, enter PD 03. (2) If an OSD/JCS project code is present in rp 57-59 and PD is not 01-15, enter PD 03. (3) If NMCS/ANMCS indicator (N/E) is present in rp 62 and PD is not 01-15, enter PD 08.	Same. Same. Same.

Table 4-1
Requisition and Related Transaction Validity Edit Table—Continued

Code or data element	Entry in record position is blank	Entry in record position is incorrect
Required delivery date	(3.1) If Expedited Transportation Signal "777" is in rp 62-64 and PD is blank or not 01-15, enter PD 08.	Same.
	(4) If rp 62 is A, S, or A, enter PD 15..	Same.
	(5) For all other conditions, if PD is not 01-15, enter PD 15.	Same.
Required delivery date	Process in accordance with the priority designator in rp 60-61.	(1) If expedited handling signal 999 or 555 is in rp 62-64, entry is correct. Action: process. (2) If there is an N or E in rp 62, and PO is 01-08 in rp 60-61, and there are numeric entries or blank in rp 63-64, entry is correct. Action: process. (3) If there is an N or E in rp 62 and PD is 09-15, the entries are not compatible. Action: Ignore the N or E in rp 62 and any entry in rp 63-64 and process in accordance with the PD in rp 60-61. (3.1) If Expedited Transportation Signal "777" is in rp 62-64 and PD 01-08 is in rp 60-61, process. If the PD is 09-15, blank the "777" in rp 62-64 and process using the priority. (4) If rp 62 is A, S, or X and rp 63-64 is numeric, entry is correct. Action: process. (5) For subsistence, except for conditions 1, 2, 3, and 4 above, all requisitions will contain a specific required delivery date in ordinal day of year format. If blank, compute an SDD. (6) If rp 62 is A, S, or X and rp 63-64 are blank or non-numeric, the entries are not compatible. Action: Ignore the A, S, or X in rp 62 and process in accordance with PD in rp 60-61. (7) For other incorrect conditions not described above, blank the RDD field and process in accordance with the PD, in rp 60-61.
Required delivery period (RDP) (conventional aluminum only)	If there is an alpha B, C, D, G, H, J, Same. K, L, M, P, T, U, V, or W in rp 62, and a numeric 01 through 99 in rp 63-64, process.	Same.
Advice code	Requisitions that contain advice code 2T and do not contain a date in rp 62-64 will be processed under the assigned PD without regard to the 2T advice code. If the item cannot be delivered to the ultimate consignee by the SDD or RDD, and the requisition contains advice code 2T, cancel the requirement with status code CB.	Process.

Table 4-2
MOV Cyclic Schedule U.S. Forces—International Logistics

Cycle	Cutoff Date	Supply Source AN To Customer		Supply Source Follow-up U.S. Forces	Customer DIC AP Due To SUP Source		MOV Report Due To AMC		MOV Report Due to DA DCSLOG		MOV Report Due to OASD (IL&FM)	
		U.S. Forces	IL		U.S. Forces	IL	U.S. Forces	IL	U.S. Forces	IL	U.S. Forces	IL
1	20 JAN	25 JAN	30 JAN	20 FEB	5 MAR	5 JUN	23 MAR	N/A	30 MAR	N/A	30 APR	N/A
2	20 APR	25 APR	N/A	20 MAY	5 JUN	N/A	23 JUN	23 JUN	30 JUN	30 JUN	30 JUL	30 JUL
3	20 JUL	25 JUL	30 JUL	20 AUG	5 SEP	5 DEC	23 SEP	N/A	30 SEP	N/A	30 OCT	N/A
4	20 OCT	25 OCT	N/A	20 NOV	5 DEC	N/A	23 DEC	23 DEC	30 DEC	30 DEC	30 JAN	30 JAN

Notes:

¹ Internal logistics cycle 1 and 3 MOV reports are due in the 2d and 4th cycles respectively.

Table 4-3
Report of Validation of Materiel Obligations

RCS DD-P&L(Q) 1064

1. Total over-age materiel obligations referred for validation (includes those forwarded by AF bases to ALCS).		
a. U.S. Forces	Number	Value ²
b. MAP Grant Aid	Number	Value ²
2. Total cancellations requested by the requisitioner.	Number	Value ²
3. Total canceled by the logistics system as a direct result of the above requests. ¹		
a. U.S. Forces	Number	Value ²
b. MAP Grant Aid	Number	Value ²
4. Percentage of accomplishment (line 3 divided by line 2).	Percent	Percent
5. Materiel obligation validation requests to which the requisitioner did not respond (requisitioner failed to acknowledge receipt of requests; did not confirm that materiel obligation should be retained; and did not request suspension of automatic cancellation).	Number	Value ²
6. Total canceled by the logistics system due to nonresponse. ¹		
a. U.S. Forces	Number	Value ²
b. MAP Grant Aid	Number	Value ²
7. Percentage of accomplishment (line 6 divided by line 5).	Percent	Percent
8. Reinstatement requests received. ³		
a. Army	Number	Value ²
b. Navy	Number	Value ²
c. Air Force	Number	Value ²
d. Marine Corps	Number	Value ²
e. Other DOD	Number	Value ²
9. Reinstatements accomplished. ³		
a. Army	Number	Value ²
b. Navy	Number	Value ²
c. Air Force	Number	Value ²
d. Marine Corps	Number	Value ²
e. Other DOD	Number	Value ²

Notes:

¹ A materiel obligation shall not be counted as actually canceled until it is certified that the materiel will not be delivered to the requisitioner; i.e., affected elements of the logistics system have confirmed that shipment/ procurement action has been stopped.

² All dollar values will be expressed in thousands.

³ Requests for reinstatement and reinstatements accomplished are measured from the ending date of the prior MOV cycle to the ending date of the current MOV cycle. This report reflects previous cycle reinstatements.

Table 4-4
Storage Activity Distribution of DD Form 1348-1 for Materiel Release Orders

No. of copies	Use
Original ¹	Supply-Retained copy by the distribution point(shipper).
2 ²	Consignee-To send with materiel. One copy must be the first carbon to ensure legibility.
1 ³	Consignee-To pick, pack, and identify item.Place in a class 4, weather-resistant envelope(PPP-E-540) and attach to the outside of No. 1 shipping container.
1 ⁴	Transportation-Retained copy by the distribution point (shipper).

Notes:

¹ Mechanized activities having automated proof of shipment capability may send the original copy to the consignee with the advance Government Bill of Lading when not required locally for other purposes.

² On single line item shipments, these copies will be included with the materiel placed in the No. 1 shipping container. On consolidated shipments, these copies will be attached to the shipment pack applying to each individual requisition and placed inside the shipping containers. If the storage container is used as the shipping container, it will not be opened for inserting the consignee copies. In this instance, the copies will be placed inside the packing list envelope and attached to the outside of the No. 1 container.

³ *Shipment of one line item.* Place in a 4- by 6-inch L-P-378 polyethylene bag and attach to materiel in No. 1 shipping container. Use 1-inch UU-T-106 or L-T-90 tape. If the storage container is used as the shipping container, place the copies with the No. 5 in a class 4, weather-resistant envelope(PPP-E-540) and attach to the outside of the No. 1 container.

Shipments of more than one line item (multipacks). Place in a 4- by 6-inch L-P-378 polyethylene bag. Use 1-inch UU-T-106 or L-T-90 tape. Attach to interior package applicable to each requisition. Leave carbon intact between the second and third copies.

⁴ If the shipping activity can collect the data through use of or ADP, this copy will be destroyed after data have been collected if not required for audit.

DD Form 1348-1 distribution instructions:

DRMO-See table 8-3.

MAP Grant Aid Shipments-See table 11-2.

FMS-See table 11-6.

**Table 4-5
Storage Activity Distribution of DD Form 1345-1 Automated (IRRD) and Automated Packing List (APL) for Materiel Release Orders**

Document	No. of copies	Distribution
DD Form 1348-1 Automated	Two copies ^{1,2}	Consignee-To accompany shipment.
DD Form 1348-1 Automated	One copy ³	Distribution point (shipper).
APL	One copy	If an APL is produced, it will be attached to the outside of the No. 1 shipping container.

Notes:

¹ A minimum of one copy will be on the outside of the No. 1 shipping container.

² When the DD Form 1348-1 Automated contains bar coding, one of the two copies to accompany the shipment will be the original copy.

³ One copy will be produced and retained by the shipper unless an automated capability is available to prove a shipment has been made.

DD Form 1348-1 Automated (IRRD) distribution instructions:

DRMO-See Table 8-3.

MAP Grant Aid Shipments-See Table 11-3.

FMS-See Table 11-7.

**Table 4-6
Storage Activity Distribution of DD Form 1348-1 or DD Form 1348-1 Automated for Loans to United Kingdom, Canada, and Australia**

1. General

No. of Copies	Distribution For Consignee
2	Send before shipment.
1	Place inside the package.
1	Place outside the package.

2. For United Kingdom (price and distribute)

No. of Copies	Distribution For
3	Senior Standardization Representative, U.S. Army Standardization Group, United Kingdom, Box 65 FPO NY 09125.
1	Auditor General, Comptroller, U.S. Air Force, London Branch Office, APO New York 09125.

3. For Canada (price and distribute)

No. of Copies	Distribution For
2	Senior Standardization Representative, U.S. Army Standardization, Group-Canada, Canadian Forces Headquarters, Ottawa, 4, Ontario, Canada.
1	Canadian Defense Liaison Staff, Washington, 2450 Massachusetts Ave. N.W., Washington, DC 20008.

4. For Australia (price and distribute)

No. of Copies	Distribution For
2	Senior U.S. Standardization Representative, U.S. Army RD Office, c/o U.S. Army Attache, American Embassy, Canberra, A.C.T.Australia, Department of State, Washington, DC 20520.
1	Australian Army Staff, Embassy of Australia, 1601 Massachusetts Ave. N.W., Washington, DC 20036.

**Table 4-7
Document Control File (DCF) Data**

Document	Document Identifier Code
Requisition	A01, A02, A04, A05, A07, A0A, A0B, A0D, A0E
Document modifier	AM1, AMW, AM4, AM5, AMA, AMB, AMD, AME
Redistribution order	A21, A22, A24, A25, A27, A2A, A2B, A2D, A2E
Passing order	A31, A32, A34, A35, A37, A3A, A3B, A3D, A3E
Referral order	A41, A42, A44, A45, A47, A4A, A4B, A4D, A4E
Materiel release order	A51, A52, A54, A55, A57, A5A, A5B, A5D, A5E
Disposal release order	A5J
Materiel release denial	A61, A62, A64, A67, A6A, A6B, A6D, A6E
Disposal release denial	A6J
Cancellation requests	AC1 through AC6 and ACP
Disposal release cancellation request	ACJ
Supply status	AE1 through AE9 and AEA, AEB, AED, AEE
Disposal supply status	AEJ
Follow-up	AF1 through AF6, AT1, AT2, AT4, AT5, ATA, ATB, ATD, ATE, AFC, AK1 through AK6, AFX, AFZ
Disposal release follow-up	AFJ
Disposal release cancellation follow-up	AKJ

Table 4-7
Document Control File (DCF) Data—Continued

Document	Document Identifier Code
Materiel release confirmation	AR0, ARA, and ARB
Disposal release confirmation	ARJ, ARK, and ARL
Shipment status	AS1 through AS5, AS8, and ASZ
Reply to MRO cancellation request	AG6
Reply to disposal release order cancellation request	AGJ
Backorder validation request	AN1 through AN5, AN9, and ANZ
Back order validation response	AP1 through AP5, AP9, and APX
Materiel release confirmation reply to follow-up	AR6 and AR9
Reply to cancellation request shipment status	AU0, AUA, AUB, AU I through AU5, and AU8

Table 4-8
Materiel Release Order History and Status File Data

Document	Document Identifier Code
Materiel release order	A51, A52, A54, A55, A57, A5A, A5B, A5D, A5E
Disposal release order	A5J
Materiel release denial	A61, A62, A64, A65, A67, A6A, A6B, A6D, A6E
Disposal release denial	A6J
MRO cancellation	AC6
Disposal release cancellation request	ACJ
MRO follow-up	AF6
Disposal release follow-up	AFJ
Reply to MRO cancellation request	AG6
Reply to disposal release order cancellation request	AGJ
Materiel release confirmation	AR0, ARA, and ARB
Disposal release confirmation	ARJ, ARK, and ARL
Shipment status	AS1 through AS5
MRC reply to follow-up	AR6
Shipment status reply to cancellation request	AU0, AUA, AUB
Disposal shipment confirmation follow-up	AFX, AFZ
Disposal shipment confirmation	ASZ

Table 4-9
Supply and Shipment Status Distribution

Customer Input Document Identifier	Activity Designated by Document M&S Code	Supply Source and MCA Output Document Identifier and Eligible Recipient		
		rp 30-35	rp 45-50	rp 54
(*)A0__	Requisitioner	A(**)1		A(**)3
	Supplementary Address		A(**)2	A(**)3
	None			A(**)3
*A2__	Requisitioner	A(**)1		A(**)3
	Supplementary Address		A(**)2	A(**)3
	None			A(**)3
*A3__	Requisitioner	A(**)1		A(**)3
	Supplementary Address		A(**)2	A(**)3
	None			A(**)3
*A4__	Requisitioner	A(**)1		A(**)3
	Supplementary Address		A(**)2	A(**)3
	None			A(**)3
*AC__	(N/A)	A(**)1	A(**)2	A(**)3(***)
AF1	(N/A)	A(**)1		A(**)3
AF2	(N/A)		A(**)2	A(**)3
AF3	(N/A)			A(**)3
AFC	Requisitioner	(No record of AC__ at Supply Source)		A(**)3
	Supplementary Address	A(**)1	A(**)2	A(**)3
	None			A(**)3
AK__	(N/A)	(Supply Source has record of AC__)		A(**)3
	AK1	A(**)1		A(**)3
	AK2		A(**)2	A(**)3
AK3	(N/A)			A(**)3
*AM__	Requisitioner	A(**)1		A(**)3
	Supplementary Address		A(**)2	A(**)3
	None			A(**)3
*AP__	(N/A)	A(**)1	A(**)2	A(**)3

**Table 4-9
Supply and Shipment Status Distribution—Continued**

Customer Input Document Identifier	Activity Designated by Document M&S Code	Supply Source and MCA Output Document Identifier and Eligible Recipient		
(Cancellation) APR	(N/A)	A(****)1	A(****)2	A(****)3
*AT	Requisitioner Supplementary Address None	A(**)1	A(**)2	A(**)3 A(**)3 A(**)3(****)

Notes:

(*) Supply source provides AE8 (supply status), AS8 (shipment status), or AU8 (reply to cancellation request) to DAAS in response to these customer inputs. DAAS converts the third position to 1, 2, or 3 as appropriate and makes distribution.

(**) Supply status (AE) or shipment status (AS or AU), as applicable will be furnished.

(***) See paragraph 4-53 for the exception when rejecting DIC AC cancellation requests.

(****) When rp 54 (distribution code) is nonsignificant and rp 7 (M&S code) is zero (0), or Y, give status to requisitioner (rp 30-35).

(*****) Status will be sent to all status eligible recipients in response to DIC APR.

**Table 4-10
Mass Cancellation Focal Points**

Focal Points	Column 1 Address Authorized to Issue	Column 2 Address Authorized to Receive
Army	Commander USAMC Logistics Support Activity ATTN: AMXLS-RT Redstone Arsenal, AL 35898-7466	(Same as column 1)
Navy	Commander U.S. Army Security Affairs Command New Cumberland Army Depot New Cumberland, PA 17070-5000	(Same as Column 1)
Air Force	Commander Naval Supply Systems Command Department of the Navy ATTN: SUP 0311 Washington, DC 20376-5000	(Same as column 1)
Marine Corps	Commander Naval Supply Systems Command Department of the Navy ATTN: SUP 0731 Washington, DC 20376-5000 (For ILP Requisitions)	(Same as column 1)
Coast Guard	Air Force Logistics Command ATTN: LOLSM Wright-Patterson AFB, OH 45433-5001	Commanding General Marine Corps Logistics Base ATTN: Code P820 Albany, GA 31704-5000
General Services Administration	Ships Parts Inventory Control Ctr (SICP), U.S. Coast Guard Yard Curtis Bay, Baltimore, MD 21266-1792 Inventory Control Point (ICP) U.S. Coast Guard Supply Center Brooklyn, NY 11232-1596 Aviation Inventory Control Point (AICP) U.S. Coast Guard Aircraft Repair & Supply Center Elizabeth City, NC 27909-5001 (Not applicable)	(Same as column 1)
Defense Nuclear Agency	General Services Admin Federal Supply Service ATTN: FCI Washington, DC 20406-0001 (Same as column 1)	Commander Field Command Defense Nuclear Agency ATTN: FCLM Kirkland AFB, NM 87115-5000
Defense Logistics Agency	(Not applicable)	Defense Logistics Agency ATTN: DLA-OSC Cameron Station Alexandria, VA 22304-6100
Military Traffic Management Command	(Not applicable)	Commander Eastern Area, Military Traffic Management Command ATTN: MTE-ITD Bayonne, NJ 07002-5000

**Table 4-10
Mass Cancellation Focal Points—Continued**

Focal Points	Column 1 Address Authorized to Issue	Column 2 Address Authorized to Receive
Military Airlift Command	(Not applicable)	Commander Western Area, Military Traffic Management Command ATTN: MTW-ITX Oakland, CA 94626-5000 Commander, MAC/TROC Scott AFB, IL 62225-3331 Defense Automatic Addressing System Office
Defense Automatic Addressing System	(Not applicable)	
		Gentile Air Force Station Dayton, OH 45444-5320

**Table 4-11
Storage Activity Response to Supply Source Materiel Release Order (DIC A5)**

Conditions	Rules			
	1	2	3	4
DIC A5_, Materiel Release Order (para E-7) received from supply source	Y	Y	Y	Y
Storage activity ships quantity greater than the DIC A5_ quantity due to unit pack	Y			
Storage activity ships quantity less than the DIC A5_ quantity due to unit pack		Y		
Storage activity ships quantity equal to the DIC A5_ quantity			Y	
Storage activity takes negative action (denial on DIC A5)				Y
Actions				
Storage activity responds with DIC ARA Materiel Release Confirmation (para E-31)	X			
Storage activity responds with DIC ARB, Materiel Release Confirmation (para E-31)		X		
Storage activity responds with DIC ARO, Materiel Release Confirmation (para E-31)			X	
Storage activity responds with DIC A6, Materiel Release Denial (para E-10)				X

**Table 4-12
Storage Activity Response to Supply Source Follow-up (DIC AF6 and AFJ)**

Conditions	Rules						
	1	2	3	4	5	6	7
DIC AF, Follow-up ICP to Storage (para E-8 or E-19) received from supply source	Y	Y	Y	Y	Y	Y	Y
Materiel has been shipped. Quantity shipped was greater than the DIC A5_ quantity due to unit pack	Y						
Materiel has been shipped. Quantity shipped was less than the DIC A5_ quantity due to unit pack		Y					
Materiel has been shipped. Quantity shipped is equal to DIC A5_ quantity			Y				
Release of materiel is denied. No DIC A6_ Materiel Release Denial, previously sent to supply source				Y			
Materiel Release Denial, DIC A6_, was previously sent to supply source					Y		
Storage activity has record of DIC A5_ but no supporting record of action taken						Y	
Storage activity has no record of DIC A5_							Y
Actions							
Storage activity responds with DIC ARA Materiel Release Confirmation (para E-31)	Y						
Storage activity responds with DIC ARB, Materiel Release Confirmation (para E-31)		Y					
Storage activity responds with DIC AR6/ARO or ARJ, Materiel Release Confirmation (para E-31 or E-32)			Y				
Storage activity responds with DIC A6_, Materiel Release Denial (para E-9 or E-10)				Y			

**Table 4-12
Storage Activity Response to Supply Source Follow-up (DIC AF6 and AFJ)—Continued**

Conditions	Rules						
	1	2	3	4	5	6	7
Storage activity responds with DIC AE6 or AEJ, Supply Status to ICP from Storage (para E-18)					X	X	X
Enter "BY" status code (rp 65-66) (para C-15b)					X		
Enter 'BE' status code (rp 65-66) (para C-15b)						X	
Enter "BF" status code (rp 65-66) (para G-15b)							X

**Table 4-13
Storage Activity Response to Supply Source Request for Cancellation (DIC AC6) and Follow-up on Request for Cancellation (DIC AK6)**

Conditions	Rules			
	1	2	3	4
DIC AC6, Request for Cancellation or DIC AK6, Follow-up on Request for Cancellation from ICP to Storage Activity(para E-13 or E-23) received from supply source	Y	Y	Y	Y
Materiel has not been shipped and cancellation is accomplished	Y			
Storage activity does not accomplish cancellation		Y	Y	Y
Materiel has been shipped. Quantity shipped was greater than the DIC A5_ quantity due to unit pack		Y		
Materiel has been shipped. Quantity shipped was less than the DIC A5_ quantity due to unit pack			Y	
Materiel has been shipped. Quantity shipped was equal to the DIC A5_ quantity				Y
Actions				
Storage activity responds with DIC AG6, Reply to Cancellation Request to ICP from storage activity (para E-13).	X			
Storage activity responds with DIC AUA, Reply to Cancellation Request-Materiel Release Confirmation (para E-31).		X		
Storage activity responds with DIC AUB, Reply to Cancellation Request-Materiel Release Confirmation (para E-31).			X	
Storage activity responds with DIC AUO Reply to Cancellation Request-Materiel Release Confirmation (para E-31).				X
Storage activity will furnish all eligible status recipients shipment status, DIC AU1, 2 and/or 3 (para E-33).Supply source may elect to furnish this status to oversea activities.		X	X	X

**Table 4-14
Storage Activity Response to Supply Source Document Modifier (DIC AM_)**

Conditions	Rules			
	1	2	3	4
DIC AM_, MRO document modifier (para E-7)received from Supply Source	Y	Y	Y	Y
Action on original MRO not completed			Y	
Original MRO not held by storage activity		Y		
Original MRO was denied prior to receipt of DIC AM				Y
Original MRO was released for shipment prior to receipt of DIC AM_	Y			
Actions				
Storage activity responds to supply source with DIC AR9, Materiel Release Confirmation reply to MRO modifier (para E-31)	X			
Process as new MRO with R in rp 73. Mail copy of DIC AM_ to supply source advising that original MRO was never received.		X		

Table 4-14
Storage Activity Response to Supply Source Document Modifier (DIC AM_)—Continued

Conditions	Rules			
	1	2	3	4
Cancel original MRO and process DIC AM as MRO. Return original MRO by mail to supply source conspicuously marked "modified" or "canceled"			X	
Storage activity responds to supply source with DIC AE6, status code "BY" (para C-15b)				X

Chapter 5 Receipt, Adjustment, and Accounting Procedures

Section I General Instructions

5-1. Objective

MILSTRAP sets standard codes, forms, formats, and procedures for inventory accounting and reporting. All military services, including Defense Logistics Agency (DLA) and Defense Nuclear Agency (DNA), must use MILSTRAP procedures. These procedures provide the following:

- a. A standard coding structure for inventory transactions that conveys the information needed for effective management.
- b. Uniformity in the interchange of inventory accounting information within and between the military services.
- c. An integrated system of item and financial accounting. This permits financial data to be accumulated for reporting and updating inventory records.
- d. An individual transaction reporting capability. This accommodates any combination or variation of existing methods for centralized, decentralized, or regional processing of requisitions.

5-2. Applicability of MILSTRAP procedures

a. These procedures apply to all NICPs, SSAs, SAs, and AAs. They will be uniformly implemented for both inter- and intraservice and agency use. Priority will be given to developing and implementing interservice or agency procedures before separate ones are developed and implemented. New or redesign of intraservice or agency systems or procedures will not be developed or used unless DOD approves a waiver. Requests for changes or waivers will be considered when it can be shown that the system cannot provide a workable method or procedure. Changes or waivers should not be requested solely for existing internal procedures or organizational environments.

b. MILSTRAP procedures apply when the intermediate level activities transmit or receive MILSTRAP transactions to or from activities above the intermediate level (i.e., wholesale supply sources or storage activities). As existing systems, programs, and instructions are changed, they will comply with a above.

c. These procedures do not apply to the following:

(1) Transactions sent by intermediate level activities to retail level systems, or vice versa, so long as these systems, programs, and instructions are not changed. Intermediate level activities include theater Army, corps support commands (COSCOM/SUPCOM). This also includes general support units and CONUS installations. However, materiel receipt acknowledgment transactions at the retail level are not excluded from MILSTRAP, as these transactions are also required between DOD Service activities below the wholesale level.

(2) Transactions that support local organizations, and activities described in (1) above.

(3) Financial transactions other than those produced as a by-product of receipt, issue, and adjustment processing within the inventory control system.

(4) The commodities below:

- (a) Bulk petroleum and packaged fuel products.
- (b) Forms and publications.
- (c) Industrial plant equipment.

(d) National Security Agency (NSA) designed and controlled signal intelligence (SIGINT) collection and processing equipment; classified Communications Security (COMSEC) equipment; COMSEC aids (Keying material), and classified CRYPTO spare and repair parts which are obtained through COMSEC channels.

(e) Aircraft and missile propulsion units.

(f) Nuclear ordnance items designated by DNA for item serial number control.

(g) Coal and coke.

(5) Small Arms Serial Number Registration and Reporting System (DODSASP). See AR 710-3.

d. DLA and DNA are regarded as DOD agencies with separate supply distribution systems, even though located at Army installations.

5-3. Communications

a. *General.* MILSTRAP permits the transmission and receipt of transactions by electrical communications, mail, telephone, and courier. Classified messages will not be sent via the Defense Automatic Addressing System (DAAS). If it is necessary to transmit a classified message containing MILSTRAP documentation, the classified message will be addressed directly to addressee and not routed to or through the DAAS. When classified data relating to MILSTRAP documentation must be sent by any means of communication, controls will be set up in line with the security classification of the data being sent. Procedures for routing MILSTRAP Asset Support Requests (DIC DTA) and Asset Support Request Follow-ups (DIC DTD) through the DAAS are cited in chapter 15.

b. *Electrical communications.*

(1) The Defense Communication System (DCS) Automatic Digital Network (AUTODIN) is a worldwide Department of Defense computerized general purpose communications system. It provides for transmission of narrative and data pattern (machine-readable) traffic.

(2) The Content Indicator Code (CIC) in communication message headers identifies various types of traffic. It provides a reference or indicator to communication personnel for routing, handling, and speed of processing messages received based on the local command policies and procedures. For MILSTRAP traffic, the second position of the CIC should always be an alpha A or D. Local rules should be established for communication terminal routing and handling of MILSTRAP transactions received to ensure that they reach the proper elements of processing.

(3) About (1) and (2) above, users of the MILSTRAP system should be familiar with and establish local procedures for efficient use of the facilities and capabilities of the supporting communication terminal which provides communication services.

c. *Defense Automatic Addressing System (DAAS).* The DAAS will be used in the supply and distribution systems of all Services and agencies and, by agreement, in the General Services Administration (GSA) system and systems of other Federal agencies.

d. *Selection of communications media.* To ensure expeditious and responsive processing, the media to be used and their order of preference are as follows: Data pattern message; formatted teletype message; air or regular mail or courier; narrative message; or telephone, as described below:

(1) *Data pattern message.* A machine-readable format electrically transmitted via the DAAS. This is the most desirable, fastest,

most reliable method and provides for receipt of transactions in a format suitable for automated processing.

(2) *Formatted teletype message.* Electrically transmitted messages by mode V (five) teletype terminals via the DAAS. This method allows the sender to transmit MILSTRAP transactions in prescribed formats by teletype, which, when received by the ultimate addressee, will be in machine-readable format suitable for automated processing. This method has a limitation of 69 characters per data line (i.e., positions 1–69) unless the teletype terminal has been modified to accommodate up to 80 characters.

(3) *Air or regular mail or courier.* This method will be used only when there is no capability to transmit data pattern messages or formatted teletype messages via the DAAS. Mailed transactions will be in punched card format and cards will be interpreted when keypunch facilities exist or can be otherwise arranged. The container or envelope in which the transactions are transmitted will be conspicuously marked MILSTRAP.

(4) *Narrative message.* Narrative electrically transmitted messages are a less desirable method due to inherent delay and potential for error in transcribing into machine-readable format for processing. Narrative messages may be used to electrically transmit MILSTRAP transactions in prescribed formats only when all of the following conditions apply:

(a) There is no capability to transmit data pattern messages via the DAAS.

(b) Formatted teletype message is impractical due to column restrictions.

(c) Degree of urgency precludes transmission via mail or courier of mechanically prepared and interpreted transactions.

(5) *Telephone.* Telephone is not a desirable medium due to potential for error in transcribing into machine-readable format for processing. Telephone will rarely, if ever, be used for the transmission of MILSTRAP transactions. It should be used only when all other means of transmission (i.e., AUTODIN via DAAS, mail, or courier) are temporarily not available and the degree of urgency requires immediate transmission. Telephone transactions will not be confirmed by submitting them by other media.

e. Communication precedence.

(1) An appropriate communication precedence will be assigned to all electrical transmissions in accordance with the JANAP 128.

(a) Communication precedence applies to both data pattern and narrative messages.

(b) The assignment of precedence is the responsibility of the message originator as determined by the subject matter and time factors.

(c) The communication precedence does not dictate the action to be taken by the addressee, nor the precedence. Message precedence for logistics (e.g., MILSTRAP) traffic applies to speed of transmission and handling in the communication system.

(2) The communication precedence for all MILSTRAP transactions will be priority.

f. Violations. Violations of the intent of all the above provisions will be reported to the DOD MILSTRAP System Administrator for correction.

Section II Inventory Accounting

5–4. General

The DA inventory control system is structured to provide essential information to Army activities for supply and financial management.

5–5. Inventory segmentation codes

a. The purpose of inventory segmentation codes is to obtain information about the stock balance of an item and divide the inventory into meaningful categories having distinctive features. This is called “inventory segmentation.” The inventory control system, designed to account for supplies, is based on the concept of inventory segmentation by ownership and purpose, condition, and location,

and for subsistence items, date packed or expiration date. The information provided by the coding shows the following:

(1) Who owns the assets (ownership). See paragraph C–37a (table C–59).

(2) Purpose the materiel is held within an ownership (purpose). See paragraph C–37c (table C–60).

(3) The condition of the materiel in terms of serviceability and readiness for issue. See paragraph C–22 (table C–38).

(4) Where the materiel is stored (location).

(5) The date packed or expiration date for subsistence items. See paragraph C–18.1 (table C–34. 1).

b. Army activities use these data to—

(1) Process requisitions and manage inventory and distribution.

(2) Prepare financial and supply status reports for management and decision making.

c. The range of the inventory segmentation codes accommodates the Army distribution system as a whole. However, all of the codes may not apply to the materiel managed by any one Army activity. Use of the codes is mandatory. Codes provided but not required by an Army activity will not be used for another purpose.

5–6. Ownership and purpose codes

a. Ownership codes identify on the inventory control record, maintained by other than the owner, the organization having title to the assets. Ownership codes are numeric. Purpose codes segment and identify on the inventory control records, maintained by the owner, the purpose for which the materiel is held. Purpose codes are alphabetic.

b. To preclude complication in accounting, identifying, and reporting of assets, ownership and purpose codes will be entered in the inventory control record as a single element of data. This will be done even though they are separate and distinct elements of data. When an Army activity is accounting for assets under the ownership of another inventory manager, the AA maintains the entire balance under the proper numeric code. Further breakout by purpose code is neither prescribed nor intended.

5–7. Changes between ownership and purpose codes

Ownership and purpose codes will not be changed. Appropriate issue and receipt transactions will be processed for necessary accounting. An exception is the use of the dual inventory adjustment transaction, DIC DAS, and single adjustments, D8S/D9S, to make ownership and purpose code gain and loss under the single manager (SM) for conventional ammunition.

5–8. Ownership and purpose code gains and losses

SM will be assigned for conventional ammunition.

a. Based on the need to manage conventional ammunition, separate inventory adjustments DAS, D8S, and D9S have been developed to permit the following:

(1) Retaining the document number from the requisitioners original demand throughout processing, when payback is necessary.

(2) On-line recording and reconciling of materiel debit and credit balances of the SM and affected military services.

(3) The military services to have an audit trail when their accountable and financial records are affected.

b. The DAS used as a dual transaction is limited to paybacks of conventional ammunition items from one owning service to another. The SM will start the DAS for internal adjustments to custodial and accountable records and for notice to SM storage activities (para E–255 (table E–273)).

c. The SM will start D8S/D9S transactions to update custodial and accountable records and notice to affected military services of actions to be accomplished (para E–252 (table E–270)).

5–9. Condition codes

Condition codes segment and show on the inventory control record the physical state of the materiel or actions underway to change the status of the materiel (para C–22 (tables C–38 and C–39)).

5-10. Location codes

a. Location codes segment and show on the inventory control record the activity where materiel is stored.

b. The RIC structure, established by MILSTRIP, provides a system to identify activities within supply distribution systems and storage activities. For this system, location codes are used to identify storage activities corresponding to the RICs established by MILSTRIP.

c. Location codes need not be entered on the inventory control record in their RIC configuration. If an alternate means is used to identify the storage site, the record code will relate directly to the RIC of the storage activity entered on input and output documents.

5-11. Inventory transaction Coding

a. An inventory transaction is a supply action used by an Army activity to manage its supplies and finances. Inventory transactions, properly segregated, form the essential information needed by an activity to review and report the results to higher authority.

b. DICs of the "D" series are used to denote inventory transactions (para C-1d). The "D" series transactions provide information on the effect they have on the supply and financial records. The positions of the "D" series DICs are as follows:

(1) D in the first position denotes transactions on inventory accounting and reporting.

(2) The second position, when numeric, denotes an inventory transaction that affects accountable on-hand balances and shows the type of transaction. An even number means a receipt or debit; an odd number means an issue or credit. The second position, when alphabetic, means information not affecting on-hand balances.

(3) The third position modifies the second position by furnishing specific information about the transaction. To interpret the meaning of the entry, the second and third digits must be read as a unit.

c. An X overpunch in rp 25 reverses DIC A and D-series transactions.

d. Selecting, preparing, and transmitting inventory transactions between Army activity supply systems will be as follows:

(1) Storage activities will furnish NICPs, SSAs, and AAs only information that they cannot develop.

(2) Transactions should be posted to the financial records with a minimum of interpretation.

5-12. Ancillary codes

These codes provide more finite management data about receipts, issues, and adjustments than is conveyed by the DIC. Information conveyed by DICs, supplemented by ancillary codes, provide an infinite number of combinations of transaction information. DA use of these codes is as follows:

a. *Physical inventory/transaction history codes.* These codes are one-position alphabetic codes. They denote the type of inventory being conducted/requested or a request for transmission of custodial balances/transaction history. Authorized codes are in paragraph C-45 (table C-69). Procedures on the use of these codes are in section VIII.

b. *Management codes.* These codes are one-position, alphabetic or numeric characters. They provide supplemental data not shown through the transaction coding structure.

(1) If a situation is not covered by an assigned management code, enter management data in the remarks block. In these cases the third position of the "A" series documents will contain a 5 or E, and rp 72 of "D" series documents a "Z" to show instructions are in the remarks block. These documents will be sent by a method other than punch card electrical transmission media.

(2) Use of management codes requires stringent control. The same code has a different meaning when used with different DICs. Similarly, since all services may assign management codes, recipients of documents from other services that contain management codes must be aware of service differences in code meanings.

c. *Fund codes.* Army nonreimbursable fund codes, with other coded information in the source document, provide enough detail to

classify data for supply and financial management (para C-10(table C-2 1)).

Section III Processing Receipt and Due-In Transactions

5-13. General

a. This section prescribes procedures for processing materiel receipt and due-in documents. These are used for stock record and inventory control accounting between the point where materiel is received and where the records are maintained. They provide for timely establishment of procurements on order and field return records and for showing assets in the accountable inventory control record and related financial accounts.

b. Receipt from vendors can come from central or local procurements. Authorized procurement delivery documents should accompany each shipment as prescribed in the Federal Acquisition Regulation (FAR).

c. When shipments of materiel from commercial sources need inspection or acceptance at destination, the storage activity will—

(1) Perform the inspection or acceptance and the tallying-in operations at the same time.

(2) Inspect shelf life materiel for appropriate condition and type of shelf life code in accordance with paragraph C-39 (tables C-62 thru C-64). Inspect subsistence materiel for appropriate date packed or expiration date.

(3) Mark materiel, as appropriate, for shelf-life code and supply condition code. Package markings will be in accordance with MIL-STD-129 (Military Standard Marking for Shipment and Storage).

(4) Based on inspection, prepare separate materiel receipt transactions indicating the actual condition of the materiel received.

(5) Prepare materiel receipt transactions for discrepant shipments from commercial sources as outlined in paragraph 5-3 1.

d. To complete the receipt card, change of add to data in the prepositioned materiel receipt card or take data from the consignment document.

e. Processing and distributing receiving documents on contract administration and disbursement prescribed in other regulations are excluded from this section.

5-14. Materiel receipt processing time standards

a. Receipts will be processed through the storing activity, regardless of geographical location, with minimal delay. Receipts will be recorded on both the storage locator record and the AA records. Receipt processing will be measured in two segments.

(1) *Segment one.* Date of tailgate off-loading to date of posting to the on-hand balance of the AA stock record file.

(2) *Segment two.* Date of tailgate off-loading to date when storage location or proof of storage is posted in storing activity records. Materiel is "in storage" when—

(a) It reaches the first location (either temporary or permanent) where actual storage control exists through locator data, and

(b) It can be issued in response to materiel release documents.

b. Performance standards for the wholesale level for processing receipts through the time segments follow:

(1) Receipts from new procurement and redistribution will be processed through segment one or segment two (whichever is longer in time). It will be within 7 consecutive calendar days.

(2) All other receipts will be processed through segment one or two (whichever is longer in time) within 10 calendar days.

(3) Time frames for processing receipts from tailgate off-loading until the AA receives the materiel receipt document (DD Form 1486) is shown in table 5-1.

Table 5-1
Time Frames for Processing Receipts from Tailgate Off-loading

Type receipt: From procurement (DIC D4_) and redistribution (DIC D6K).

Time allowed: 6 calendar days

Type receipt: All other receipts

Time allowed: 9 calendar days

(4) The AA has 1 day to record the receipt on accountable records. In a decentralized distribution system, this includes transmittal time to an AA for recording on inventory control records.

c. Wholesale activity receipt processing effectiveness will be reported in the Report of Inventory Control Effectiveness, Reports Control Symbol (RCS) CSGLD-1870, in accordance with AR 740-26. The acceptable DA performance goals for receipt processing are: the percent posted within the time standard-90 percent; and, percent stored within the time standard-90 percent. Include in overall performance against these time standards those receipts frustrated for a long time before posting or storing.

d. Inventory managers may waive time standards for items received during scheduled inventories. In these cases, newly received items may be needed to meet emergency requirements received during the inventory. The materiel receipt documents will include a post-inventory date in rp 73-75 (para 5-77). Internal procedures will denote whether the count will or will not show the quantities received during inventory.

e. Materiel previously reported as a receipt, but suspended in condition code K pending final condition determination, will be classified within 10 calendar days with the exception of ammunition which will be classified within 45 days. Results of the final condition will be reported to the AA as prescribed in this section. The same document number reporting the receipt will be used to report final condition adjustment. When more time is needed because of large quantities, lack of facilities, lack of personnel, or other circumstances, request an extension from the AA.

5-15. Control of receipts

a. Storage activities will establish control procedures to provide for the posting of the status in the storage cycle. The cycle begins with the release of materiel and ends with custody and control by the storage activity (SA).

b. After materiel has been physically received, but before or concurrent with movement to storage, SAs will—

(1) Set up a transaction suspense record to record the materiel as an in-process receipt.

(2) Prepare and transmit the appropriate materiel receipt transaction to the ICP in an expedient manner.

c. When the SA receives materiel release orders for which there is not enough materiel shown as available on the stock record on-hand balance (physically stored), check the in-process receipt suspense file; determine if there is a quantity in-process to fully or partially satisfy the requirement. When in-process receipts are recorded, priority 01-08 requirements will be filled from these receipts. Filling of priority 09-15 requirements in these instances will be deferred pending proof of storage.

d. SAs will periodically refer to the suspense file of in-process receipts to speed up the storage of materiel delayed beyond authorized receipt processing time frames. Give special attention to the storage of materiel for which issues have been deferred pending storage.

e. After proof of storage is received, SAs will clear the suspense record, update the storage locator record, and release the deferred issues.

f. SA records (e.g., stock locator) will show the date of last receipt of an item and proof of storage information. (Included is date of storage or some other code that shows that storage has not been reported.) This information will be used in preparing stock selection documents (e.g., DD Form 1348-1). This shows that a

recent receipt has been tallied and posted, but storage confirmation has not been reported.

5-16. Document Identification, formats, and codes

Transactions, formats, and codes that apply to materiel processing and reporting are prescribed in the paragraphs below:

a. Due-in transactions (DD Forms 1486), DIC DD_ or DF_paragraph E-257 (table E-275), and paragraph E-258 (table E-276).

b. Pre-positioned materiel receipt transactions (DD Forms 1486), DIC DU_ or DW_ paragraph E-273 (table E-291), and paragraph E-274 (table E-292).

c. Materiel receipt transactions (DD Forms 1486), DIC D4_ or D6_, paragraph E-246 (table E-264) and paragraph E-247 (table E-265).

d. Document identifiers, paragraph C-1d (table C-4).

e. Return advice codes, paragraph C-15 (table C-29).

f. Purpose and ownership codes, paragraph C-37 (tables C-59 and

g. Management codes, paragraph C-35 (tables C-52 through C-57).

h. Condition codes, paragraph C-22 (tables C-38 and C-39).

5-17. Transmittal of documentation

Documentation will be exchanged between all organizational elements by the fastest means as follows.

a. Transceiver, teledata, microfilm, microfiche, and others, if the equipment is available.

b. U.S. mail or courier, if electrical equipment is not available. This includes transactions prepared manually when the activity does not have equipment for automated processing and documents that contain exception data, or 'hard copy' attachments incidental to the transaction.

c. Telephone, teletype, or radio if transmission is warranted or meets emergencies—

5-18. Consignment documentation

a. Consignment of materiel to receiving activities will be either by DD Form 1348-1, DD Form 1348-1 Automated, or an authorized procurement delivery document, DD Form 250 (FAR and APP). These forms will be used, together with information gathered in inspection and classification procedures, as source data to document materiel receipt transactions in this section.

b. When data in consignment documents are converted into materiel receipt format, recording of materiel receipts within DA is standard. It complements standard logistical principles.

5-19. Categories of materiel receipts

Receipts of materiel into inventory are grouped as follows:

a. *Receipts due-in.* Receipts due in are those set by AA that will result in materiel being delivered into inventory at certain receiving activities. These may include—

(1) Directed returns of materiel from users.

(2) Receipts of materiel from procurement sources, such as commercial concerns, other DOD services or agencies, non-DOD Federal agencies, and foreign governments.

(3) Creditable returns from commercial concerns.

(4) Receipts of materiel from property disposal activities.

(5) Receipts of materiel from other storage activities because of materiel redistribution between storage installations.

(6) Receipts of component items recovered from disassembly operations.

(7) Receipts of complete assemblages from assembly operations.

(8) Returns of repaired end items from contractor repair facilities.

(9) Returns of items previously issued on loan.

(10) Receipts from a military manufacturer.

(11) Other receipts or returns as directed by the NICP, SSA, and AA.

b. *Receipts not due in.* Receipts not due in are those received by a storage activity that are not supported by action initiated or directed by an AA. These may include the following:

(1) Materiel received with or without consignment document which, after research by the receiving activity, cannot be identified with a pre-positioned receipt transaction on record, Me, or listing.

(2) Returns of undelivered cargo not supported by a pre-positioned materiel receipt transaction furnished by the AA,

(3) Misrouted shipments which cannot, because of inadequate consignment documentation, be routed to proper destination.

(4) Component items recovered from disassembly when authorized by the AA, but fails to provide the receiving activity with pre-positioned materiel receipt transactions for the component items to be recovered. (See sec. XI.)

5-20. Establishing receipt due-in records

The AA that initiates action that will result in receipt of materiel into inventory at receiving activities will establish due-in entries on the due-in records. Due-in transactions will be used for this purpose.

5-21. Pre-positioned materiel receipts

a. The AA will prepare these transactions and send to the receiving activity for the reasons below:

(1) To establish and maintain suspense files, records, or listings by EAM or ADPE, or manually. Data acquired and maintained will be used later to prepare receipt transactions prescribed for reporting materiel receipts to the AA.

(2) To preplan materiel receipt processing, establishing or adjusting location records, or scheduling MHE to ensure fast processing of shipments on arrival.

(3) As control documents in assembly and disassembly operations or in other situations.

(4) To provide other instructions as necessary. Besides other required data, pre-positioned materiel receipt transactions will contain the information below.

(a) RP 4-6 will always show the RIC of the creating and transmitting AA. Receiving activities will always add this RIC to all materiel receipt transactions when reporting receipts of materiel to the AA. This will be done even though the item received may not be managed by the AA to which the receipt is reported.

(b) RP 70 will always contain a purpose or ownership code. These codes may be of no value to the receiving activity, but will be added in the materiel receipt transaction. This will permit the AA to use this transaction as direct input into the inventory record system without review of purpose or ownership codes, or later adjustment to realign purpose or ownership accounts.

(c) RP 71 will contain the condition code of the materiel to be received if known. If this column is blank or does not agree with the actual condition of the materiel received, the receiving activity will enter the proper condition code in rp 71 of the materiel receipt transaction during processing.

(d) RP 72 may contain a materiel management code if needed to convey other instructions to the receiving activity on the receipt due-in. Management code Z will be used if there is no management code for certain situations. If management code Z is used, enter special instructions in the remarks block of the transaction, or provide in attached correspondence, and send to the receiving activity by courier or U.S. mail.

b. At the time the inventory manager provides diversion instructions for canceled demands that are to the point that they cannot be terminated, promptly post the due-in and send the related pre-positioned materiel receipt transaction.

c. Pre-positioned materiel receipt files established and maintained at receiving activities will be as follows:

(1) The basic file or record will be sequenced by stock number to ease—

(a) Search for pre-positioned materiel receipt transactions when the only identification that the receiving activity has is the stock number of the item.

(b) Updating of the basic file or record on receipt and processing of cataloging data changes.

(2) Pre-positioned materiel receipt files at receiving activities

will be reconciled periodically between the AA and the receiving activity. Pre-positioned materiel receipt transaction suspense files or records at receiving activities will be completely replaced once each 6 months, or more often if required. This will be based on a mutual agreement between the receiving activity and the AA. Complete replacement will be processed as follows:

(a) The AA will send the receiving activity a complete new and current set of pre-positioned materiel receipt transactions. The set will be compiled from current receipt due-in data as shown in the due-in records of the AA at the time of reconciliation cutoff. This replacement set will be transceived via AUTODIN when receiving facilities are available; otherwise, the set will be mailed. The correspondence will describe the purpose of the set and action to be taken.

(b) The receiving activity will completely purge all files or records of all transactions that apply to the AA that sent the replacement set. The identity of the AA is band on the RIC in rp 4-6. After purging, the new replacement transactions will be used to reestablish the receiving activity's pre-positioned materiel receipt transaction file or record. No further reconciliation between the purged and new data will be necessary or required.

(3) The AA may selectively or partially update the pre-positioned materiel receipt transaction file established at receiving activities by sending transactions as follows:

(a) Transactions may be added to the file as required. Transactions will be aligned as prescribed in paragraph E-273 (table E-291 and paragraph E-274 (table E-292)). No special coding is required.

(b) Transactions may be canceled as required, but will contain an overpunch in rp 25 and management code C in rp 72 to identify the action. Management code C is used to ease manual maintenance of the file.

(c) A cancellation received at the same time with additions may identify replacements. When this occurs, add the cancellations to the new or revised pre-positioned materiel receipt transactions.

(d) Selective or partial updating of the file does not change the requirement for complete replacement of the file at times.

5-22. Materiel receipts

The receiving activity will prepare and process materiel receipt transactions as prescribed in a through e below:

a. On receipt of materiel, the receiving activity will prepare materiel receipt transactions using consignment documents and the pre-positioned materiel receipt transactions on file or record as a basic data source. Normally, materiel receipt transactions duplicate all entries of the pre-positioned materiel receipt transaction. The receiving activity will enter the additions or changes below in the materiel receipt transaction.

(1) DIC D4_ or DIC D6_ (rp 1-3). DIC D4_ will be used when the first and second positions (rp 1-2) of the pre-positioned materiel receipt transaction contain DIC DU_. DIC D6_ will be used when the first and second positions contain DIC DW_. The third position of the DIC will be taken from the pre-positioned materiel receipt transactions.

(2) Returned materiel fund codes (rp 52-53) from consignment documents.

(3) Return advice codes (rp 65-66) on materiel returns from users.

(4) Condition code (rp 71) showing the condition or suspension of the item as received.

(5) Management code (rp 72), if required.

(6) Numerical day of the calendar year the shipment arrived at the receiving activity's unloading docks (rp 73-75).

(7) Other data from the consignment document. (As an example, contract line item number, or shipment number peculiar to materiel receipts from procurement sources and as given in the transaction format in paragraph E-273 (table E-291)).

b. When materiel is received without consignment documentation, or with inadequate documentation to process the receipt, the storage activity will attempt to identify the receipt with a pre-positioned materiel receipt transaction. If the receipt cannot be readily identified with a pre-positioned materiel receipt transaction, the

receiving activity will research one of the areas below. This will be done before, and be used for, preparing materiel receipt transactions for transmittal.

(1) Advance copies of authorized procurement delivery documents, including vendor's packing lists.

(2) Advance copies of DD Forms 1348-1, DD Forms 1348-1 Automated, DD Forms 1149 (Requisition and Invoice/Shipping Document), DD Forms 1155, DD Forms 250, or other shipping documents.

(3) Transportation documents and fiscal records.

(4) Container markings.

(5) Stock number researched through the item data files.

(6) Advice provided by the AA, when requested by the receiving activity.

(7) Advice provided by the shipping activity, when requested by the receiving activity.

(8) Advice provided by the U.S. Customs Inspector's Office, when requested by the receiving activity; this will be done for receipts which passed through customs.

c. When research fails to find a match with a pre-positioned materiel receipt transaction on file or record, the receipt will be a receipt not due in.

d. On undelivered depot shipments, care will be taken to—

(1) Show the proper D6_ document identifier,

(2) Carry the document number, supplementary address, signal code, and fund code from the DD Form 1348-1 or DD Form 1348-1 Automated accompanying the shipment, and

(3) Enter receipt advice code 1Y, with management code N.

e. When shipments not due in are received with information to construct a 14-digit document number, enter the number in rp 30-43 of the materiel receipt transaction. When consignment document is not received with the shipment, or it does not have the information to construct a 14-digit document number, the receiving activity will enter management code P in rp 72 of the materiel receipt transaction. The receiving activity will assign a document number as follows:

(1) Service assignment code A or W in rp 30.

(2) Activity address code of the receiving activity in rp 31-35.

(3) The numeric calendar day the number is assigned in rp 36-39.

(4) Consecutively assigned serial number in rp 40-43.

f. All materiel receipt transactions will be sent to the AA responsible for the stock number in rp 8-22.

5-23. Materiel receipt follow-ups

When 45 calendar days have passed since the shipping date shown in the shipment notice, posted to the due-in file, and the receipt has not been reported to the AA, the AA will initiate follow-up. Extension of the 45 calendar days time frame is authorized when long transit times are involved. Follow-up will be by sending materiel receipt follow-up transactions to the storage activities. The follow-up documents will be prepared on DD Form 1486 or tape depending on system concept. Follow-ups on expected receipts from procurement instrument sources will be identified by DIC DXA and prepared in the format as prescribed in paragraph E-275 (table E-293). Follow-ups on expected receipts from other than procurement instrument sources will be identified by DIC DXB and prepared as prescribed in paragraph E-276 (table E-294).

5-24. Reply to materiel receipt follow-ups

a. When the materiel has been received, the storage activity will reply to the AA with the materiel receipt transaction in the D4_ or D6_ series as prescribed by paragraph E-246 (table E-264 and paragraph E-247 (table E-265)).

b. When materiel has not been received, the response to the AA will be as follows:

(1) Replies to materiel receipt follow-ups (procurement instrument source) identified by DIC DXC will be prepared as prescribed in paragraph E-277 (table E-295).

(2) Replies to materiel receipt follow-ups (other than procurement instrument source) identified by DIC DXD will be prepared as prescribed in paragraph E-278 (table E-296).

5-25. Receipt transaction reject

a. The AA will establish editing procedures on processing receipt transactions. Errors that can be corrected without rejection to the originating activity will be corrected. Processing will continue. Transaction errors that cannot be corrected and processed will be rejected to the originator.

b. Rejected transactions will be prepared in the format shown in paragraph E-287 (table E-305) and identified by DIC DZG.

c. The AA will establish a program to control or ensure that transactions are corrected and returned.

5-26. Materiel receipt acknowledgement document(MRAD) (DIC D6S)

a. The materiel receipt acknowledgment document (MRAD) (DIC D6S) is used by requisitioners to report materiel receipts to the Defense Automated Addressing System (DAAS). Procedures for processing this form are as follows:

(1) For intra-Army shipments, shipping activities or consolidation containerization points will prepare the MRAD (DIC D6S). The format at paragraph E-248 (table E-266) will be used (except date posted to accountable record will be blank). These MRADs will accompany the shipment.

(2) On receipt of materiel, requisitioners will post their accountable records. The date of posting will be entered in rp 73-75 of the MRAD. For shipments received without an MRAD, requisitioners will prepare a replacement document using the format at paragraph E-248 (table E-266).

(3) After posting their accountable records, requisitioners will forward the MRAD to their supporting installation supply division (ISD)/materiel management center (MMC). The ISD/MMC will process the MRADs through their automated system. The completed MRADs will then be sent to DAAS by AUTODIN, Mode V teletype message, or mail.

(4) DAAS will use the MRAD to update their shipment status correlation (SSC) file and route image documents to LOGSA. Monthly DAAS will screen their file for delinquent shipments. Delinquent shipments are those documents in the DAAS file for which an MRAD has not been received within 90 days after the shipment status date; in these instances, DAAS will prepare an MRAD (with a "D" in rp 7) to close out their record, and will send an image to the USAMCLCA. Monthly, DAAS summarizes all MRAD information and forwards it to the Army MILSTEP Central Processing Point at the U.S. Army Systems Integration and Management Activity in Chambersburg, PA. Quarterly, the DAAS will list, by requisitioning activity, a record of delinquent shipments. Two copies will be sent to the MILSTRAP System Administrator, and one copy to the LOGSA. (See para 14-25, DAAS processing of MRADs.)

b. Procedures for processing MRAD documents do not apply to—

(1) Navy afloat units.

(2) Security Assistance Program transactions.

(3) Shipments to the General Services Administration and civil agencies.

(4) Shipments to Coast Guard units.

(5) Shipments to Defense Property Disposal Offices.

(6) Inter-depot transfers.

(7) Government furnished materiel shipments.

(8) Shipments to contractors for repair/return.

(9) Shipments to demil.

(10) Shipments of materiel temporarily in use (loans).

(11) Shipments of materiel consumed during testing/sampling.

5-27. Special instructions

Receipt document that requires special processing will be prepared and submitted as follows:

a. Materiel receipt transactions will always contain the correct

stock number, unit of issue, and amount of materiel actually received. For reporting of discrepant receipts, see paragraphs 5–30, 5–31, and 5–32 below.

b. When the AA needs serial numbers of items for supporting serial number records, the numbers will be listed, identified to the document number, and sent to the responsible AA under separate cover. Any other pertinent data, such as discrepancies, will be included under the same cover, and management code Z will be entered in rp 72.

c. When materiel is received that has misidentified items (in part or in whole), the correct stock number, unit of issue, and amount will be entered in one or more materiel receipt transactions. All transactions will contain the same document number as the pre-positioned materiel receipt transaction. They will be processed in accordance with a above and sent to the AA providing the pre-positioned materiel receipt transaction.

d. When only a partial quantity of a receipt due-in has been received, adjust the original pre-positioned materiel receipt transaction or record to show the quantity that is due.

e. A proper condition code, that describes the condition or suspension of materiel as received, will be entered in rp 71 of the materiel receipt transaction. When materiel is received and classified by inspection to more than one condition code per stock number for a single receipt transaction, prepare separate materiel receipt transactions with quantity and condition codes and transmit. These materiel receipt transactions will contain the same document number with consecutively assigned suffix codes to correlate the receipts.

f. Materiel returned from customers or users should be inspected at the time of receipt. When possible, the condition code should be entered in rp 71 of the materiel receipt transaction sent to the AA. If the workload in the receiving activity does not permit prompt inspection, take the actions below:

(1) The receiving activity will prepare a materiel receipt transaction to show condition K (suspended-returns) in rp 71 and send to the AA. Materiel reported in condition K will be segregated to maintain the customer's document number pending final condition classification.

(2) On receipt of materiel receipt transaction that contains condition K, the AA will record an increase of on-hand inventory balances for the item on the accountable record. However, it will not determine allowance or disallowance of customer credit until the receiving activity reports final condition classification. The AA will establish controls to follow-up with the receiving activity if delinquent on final condition classification.

(3) During the inspection and final classification of condition K suspended materiel, the receiving activity will prepare a materiel adjustment transaction (DIC DAC). (It will show the customer's document number, stock number, unit of issue, and quantity, the same as materiel receipt transaction described in (1) above.) Also condition K will be entered in rp 71 and the actual condition as inspected in rp 66. If one or more of the transactions contains exception data, code those transactions only with management code Z in rp 72 and send the data to the responsible AA under separate cover, referencing the document number.

(4) On receipt of transactions described in (3) above, the AA will process the materiel adjustment transaction—

(a) To decrease the on-hand balance for the item in condition K, and

(b) To increase the on-hand balances in the proper condition.

g. Items shipped directly from the supplier to the customer will be accounted for by making a receipt and issue transaction against the accountable records. At the time the supply source is informed to ship directly to the customer, the AA will establish a due-in and back order against the accountable records. The back order will be established with a DIC DG_ transaction. The due-in will be established with a DIC DD_ transaction. When notice is received that the vendor has shipped the item, the AA will use the issue transaction (DIC D7_), with management code D or F, to update the due-in and

back order records. The AA will also make receipt and issue transactions. (See para C–35 (tables C–52 thru C–57) for other instructions on management codes.)

h. Materiel received from the Military Aircraft Storage and Disposition Center (MASDC) or other reclamation activity will be handled 4W as follows:

(1) If the reclamation activity does not have adequate facilities to test and classify the serviceability condition of reclaimed assets, the activity will classify these assets as supply condition R. The receiving activity will ensure the assets are checked/tested and classified to actual conditions within the time frames outlined in paragraph 5–44c.

(2) If the reclamation activity cites an actual supply condition code (i.e., other than R) for reclaimed assets, this code will be used when recording and reporting the receipt. If inspection reveals this condition is incorrect, the actual condition to which the item is classified will be used to record and report the receipt. Condition code K will be used if the actual condition cannot be determined. Materiel reported in supply condition code K must be reclassified to actual conditions within the time frames outlined in paragraph 5–44c.

i. Materiel received for activities that have been transferred to a new installation. The receiving installation will contact the supply officer of the transferred unit for appropriate disposition instructions.

j. Materiel receipts from DCSC contractor operated parts depot (COPAD) will be processed as follow:

(1) Customer receipt of materiel from DCSC COPAD will be accompanied by copies one and four of DCSC Form 1938.

(2) Customers will annotate the materiel receipt date on copy four, which is used as a detachable intransit data sheet (IDC), following the instructions contained on the form. The form will be promptly returned to the address indicated.

5–28. Product quality deficiency report (QDR)

DA activities which use or store items of supply may find defects or nonconforming conditions on items which may limit or prevent the product from fulfilling its intended purpose. Product quality deficiencies must be reported according to AR 702–7 and AR 702–7–1. SF 368 (Product Quality Deficiency Report) will be used for this purpose.

a. Deficiencies within the AMC wholesale level will be reported according to AR 702–7 and AR 702–7–1.

b. Deficiencies at the retail level will be reported per AR 702–7 and DA Pam 738–750.

c. The following procedures will be used in reporting defective ICP and depot Installation Supply Account (ISA) stock:

(1) In addition to the submission of QDRs to the appropriate points, the SA will provide a copy of the QDR to the centralized point of control established herein. (See para 5–28d below.)

(a) This copy of the QDR will identify the owner of the materiel as the ICP.

(b) When materiel is found to be defective upon initial receipt, each copy of the QDR will be accompanied by copies of the applicable wholesale receipt documentation (DD Form 1348–1A for non-procurement shipments; DD Form 250 or procurement delivery document for deliveries from procurement) and the materiel receipt transaction (DIC D4_ or D6_). The materiel receipt document will contain management Code L (para C–35 (tables C–52 through C–57)) to identify receipt of a deficient item.

(c) When materiel is found to be defective during SA maintenance operations, the materiel will be returned to the SA Installation Supply Activity and the ISA accountable record adjusted accordingly. The ISA will return defective materiel to the ICP wholesale account in condition code L. Materiel will be returned on an ISA document number, allowing the defective materiel to be identified and report under one owner and on one QDR. Applicable ISA

document numbers will be annotated on the copy of the QDR provided to the centralized point of control shown in table 5-2.

Table 5-2
Quality Deficiency Report Control Points

Control Point	MATCAT Code (Position 1)
U.S. Army Armament, Munitions and Chemical Command ATTN: AMSAR-MMD-I Rock Island, IL 61299-6000	M
U.S. Army Armament, Munitions and Chemical Command ATTN: AMSAR-SDC-CQ Rock Island, IL 61299-6000	D
U.S. Army Communications Security Logistics Activity ATTN: SELCL-NICP-IM Fort Huachuca, AZ 85613-5000	U
U.S. Army Communications-Electronics Command ATTN: AMSEL-MMD Fort Monmouth, NJ 07703-5000	G OR Q
U.S. Army Missile Command ATTN: AMSMI-SSDCI Redstone Arsenal, AL 35898-5000	L
U.S. Army Aviation and Troop Command (AIR) ATTN:AMSAT-I-SDI 4300 Goodfellow Blvd. St. Louis, MO 63120-1798	H
U.S. Army Aviation and Troop Command (TROOP) ATTN:AMSAT-I-SDI 4300 Goodfellow Blvd. St. Louis, MO 63120-1798	B, E, J, OR T
U.S. Army Tank-Automotive Command ATTN:AMSTA-FDA Warren, MI 48090-5000	K
U.S. Army General Materiel and Petroleum Activity ATTN: STSGP-IS New Cumberland, PA 17070-5008	R
U.S. Army Support Activity, Philadelphia ATTN:STSAP-MR Philadelphia, PA 19101-3460	F
U.S. Army Electronics Materiel Readiness Activity ATTN: SELEM-IC-F Vint Hill Farms Station Warrenton, VA 22186-5141	P

(2) The control point will ensure that its responsibilities for the processing of QDRs are accomplished within 45 days, using the following procedures:

(a) Check the accountable record balance to assure that condition code L materiel on the QDR is on the ICP accountable record. If the balance does not match quantity on the QDR, request the custodial balance and history of the SA; adjust accountable records as appropriate.

(b) When materiel is reported on an ISA document number, a memo will be sent to the office of the comptroller to allow the ISA credit for the returned materiel. In the event the materiel is managed by another ICP, a letter will be sent to the appropriate inventory manager requesting reimbursement and disposition for the defective materiel.

(c) Completion of litigation. Upon completion of litigation procedures, the screening point will notify the control point of further actions required by the item manager, if any.

d. The ICP or SICC control point addresses to which SAs will submit copies of QDRs are in table 5-2. The control point is identified in position 1 of the Materiel Category Structure Code(MATCAT) in the Army Master Data File (AMDF) for each national stock number (NSN) item. Table 5-2 lists the control points and their corresponding MATCATs.

e. Those types of deficiencies not reportable under the above procedures are identified in AR 702-7-1.

f. The U.S. Army Troop Support Agency, ATTN:DALO-TAB-B, Fort Lee, VA, is the contact point for subsistence. Subsistence discrepancies are reported on DD Form 1608, (Unsatisfactory Materiel Report (Subsistence)). Troop Issue Subsistence Activities (TISA) operating under AR 30-18 will submit DA Form 1608 in accordance with AR 30-16.

5-29. Submitting reports of discrepant/deficient receipts

a. In addition to processing and reporting materiel receipts, storage activities will submit reports for all discrepant/deficient receipts in accordance with the procedures and forms prescribed by the following:

(1) AR 735-5, Policies and Procedures for Property Accountability.

(2) Joint Regulation DLAR 4140.55, AR 735-11-2, NAVMATINST 4355.73, AFR 400.54, and MCO 4430.3E, Reporting of Item and Packaging Discrepancies.

(3) Joint Regulation AR 55-38, NAVSUPINST 4610.33B, AFR 75-18, MCO P4610.19C and DLAR 4500.15, Reporting of Transportation Discrepancies in Shipments.

(4) Joint Regulation DLAR 4155.24, AR 702-7, NAVMATINST 4855.8B, AFR 74-6, and MCO 4855.5B, Reporting of Product Quality Deficiencies Across Component Lines.

(5) Joint Regulation DLAR 4140.60, AR 12-12, NAVMATINST 4355.72, AFR 67-7, and MCO 4140.1B, Processing Discrepancy Reports Against Foreign Military Sales Shipments.

(6) Joint Regulation DLAR 4155.3, AR 30-12, NAVSUPINST 4355.2B, AFR 74-5, and MCO 10110.21C, Inspection of Subsistence Supplies and Services.

(7) Other DA regulations which govern discrepancies/deficiencies not covered by the above.

b. Neither the dollar value nor time frames for submitting discrepancy/deficiency reports apply for reporting materiel receipts to the proper ICP. Procedures for reporting receipt of discrepant/deficient shipments to the ICP are given in paragraph 5-30. Materiel receipt reporting time frames are listed in paragraph 5-14.

c. SA receiving shipments of materiel with missing parts/components, are not required to prepare RODs when (1) a list of the missing parts/components and, (2) an authorization from the item manager to ship the equipment short the list of missing parts/components have been received. A ROD is required if either is missing, or any parts/ components other than those identified on the listing furnished by the source of supply at the time of initial inspection are missing.

5-30. General provisions for processing discrepant/deficient materiel receipts to the ICP

a. Upon receipt of all incoming materiel shipments, from procurement and nonprocurement sources, SAs will—

(1) Research all available documentation and item markings.

(2) Determine the receipt document number, NSN (or other item identification number), pre-positioned materiel receipt document (PMRD) or due-in data, quantity, condition, inspection/acceptance requirements, etc.

(3) Determine if a discrepancy/deficiency exists (hereinafter referred to as discrepancy or discrepant); if so, identify its nature.

b. After the nature of the discrepancy is identified, SAs will follow paragraph 5-29 procedures to determine whether a discrepancy report must be submitted. Not all discrepant receipts require submission of discrepancy reports.

(1) Management code R has been assigned as a discrepant receipt indicator for use in receipt transactions when the paragraph 5-29 procedures require submission of a discrepancy report. The purpose of the discrepant receipt indicator is to notify the ICP in advance that a receipt was discrepant and that a discrepancy report is being submitted which will provide additional information relating to the reported item.

(2) When a materiel receipt involves discrepant and nondiscrepant materiel, separate receipt transactions may be required. The discrepant receipt indicator may not be required for the nondiscrepant quantity. (See paras 5-31 and 5-32 for details.) Additionally, the discrepant receipt indicator is not used when special circumstances require the use of another management code (e.g., M for automatic disposal by the SA; P for SA created document number; or Z for explanatory remarks) even though submission of a discrepancy report is required. Prescribed omission or replacement of the discrepant receipt indicator in the receipt transaction does not

negate the paragraph 5–29 requirements to submit a discrepancy report.

(3) The discrepant receipt indicator is never entered in transactions for discrepant receipts if the paragraph 5–29 procedures do not require submission of a discrepancy report.

c. When materiel is received without consignment documentation, or with inadequate documentation to process the receipt, the procedures in paragraph 5–22b will be followed. For procurement receipts with no PMRD, see paragraph 5–31e(11). For nonprocurement receipts with no PMRD, see paragraph 5–32c(11).

d. When a discrepant receipt is to be kept in the U.S. Government, it will be stored by the receiving activity and processed as a materiel receipt (DIC D4_ D6_) to the proper ICP for recording on the ICP accountable record. Materiel will be held pending receipt of disposition instructions. This applies whether or not the materiel is owned by the U.S. Government. In improbable situations, the SA may forward a materiel receipt using exception transactions (“Z” in the third position of the DIC or management code “Z” in rp 72). In these cases, the SA must provide the ICP a written explanation by separate correspondence; this must include the receipt document number and discrepancy report number, when applicable.

e. Unusual situations may prevent normal receipt reporting of discrepant shipments. The SA will contact the ICP or Contract Administration Office (CAO)/Purchasing Office (PO) to find out how to submit the discrepancy report and report the receipt. If the receipt is not to be reported pending further action, the SA must physically separate, account for, and monitor the status of the materiel, until the receipt is reported or the ICP provides disposition instructions (e.g., reshipment, return to shipper, etc.). This paragraph applies only when circumstances exist which prevent normal receipt reporting.

f. Discrepant receipts on items which have been logistically reasigned will be reported in accordance with section VII.

g. When the ICP receives receipt transactions from a storage activity outside the normal distribution system for a given item, the ICP will record the receipt on the accountable records; assets will be issued from that site first. ICPs will dispose of this materiel as quickly as possible. If the materiel is not issuable, the ICP will direct repair, reclassification, relocation, or disposal. Before directing a bulk movement of reported materiel, ICPs will review figure 5–1, Economic Decision Criterion for Movement of Materiel (Logistical Reassignments).

h. Separate or secure storage maybe required for procurement discrepancies, discrepancies imposing a health/safety hazard, classified risk, etc.

i. The ICP will process a financial adjustment transaction, using DIC DBA or DCA, or make financial postings as follows:

(1) On an overage or shortage, or price variance from the standard price that exists on shipments received from other stock fund branches, or

(2) On origin acceptance shipments received directly from commercial vendors resulting in a financial inventory gain or loss.

5–31. Receipt reporting for discrepant shipments from procurement instrument sources

a. When materiel is accepted at a point other than destination, it cannot be reinspected at final destination for acceptance purposes. However, SAs will examine such supplies at destination for identity, damage in transit, quantity, condition (including proper packing/packaging and labeling and, for subsistence materiel, date packed and expiration date). The U.S. Government’s right to litigate a discrepant receipt is not affected by the point of acceptance. Consequently, SAs will report discrepancies found during the destination inspection in accordance with the regulations cited in paragraph 5–29.

b. Procurement receipts are not authorized for shipment directly to disposal unless unusual conditions (e.g., health/safety hazard, etc.) exist and separate/secure storage facilities (para 5–30h) are not available. When unusual conditions require shipping procurement receipts direct to disposal, or other disposal action, the SA will first

report the receipt to the ICP using DIC D4_ materiel receipt; cite supply condition L (rp 71) and management code R (discrepant receipt indicator–rp 72). Then, report the disposal action, using DIC DAC (dual inventory adjustment) citing supply condition code H and management code M (excludes shelf life materiel, including subsistence) or management code T (expired shelf life materiel, including subsistence).

c. When the receipt cannot initially be identified to an NSN, the receiving SA will use the procurement instrument and the sources listed in paragraph 5–22b to identify the item.

d. Unless otherwise stated in these procedures, SAs will report discrepant shipments from procurement instrument sources to the ICP using a DIC D4_ materiel receipt transaction. The DIC D4_ will cite the NSN of the item received, and the proper ownership or purpose code (from the DIC DU_ PMRD). In receipts for discrepant quantities, cite supply condition code L; cite management code R (discrepant receipt indicator) when a discrepancy report was submitted. Exceptions to the use of the “R” discrepant receipt indicator include improbable situations mentioned under general provisions (and using management code Z in rp 72) and specific cases cited in paragraph e below).

e. Procedures for reporting specific categories of discrepant receipts from procurement are listed below. Various discrepancy conditions may exist for a single receipt—

(1) *Condition of materiel.* SAs will report the actual discrepant quantity as a condition L receipt or, if the item is repairable and under warranty, as a condition W receipt. The nondiscrepant quantity will be reported in the actual condition received, but do not cite the discrepant receipt indicator in the transaction.

(2) *Supply documentation.* The SA will research in accordance with paragraph 5–22b to report the receipt. Lack of supply documentation will not preclude receipt processing and reporting, or subsequent issue of the materiel; discrepancy reporting requirements still apply.

(3) *Misdirected shipments* (improperly addressed by the procurement instrument source). SAs will contact the proper ICP to ensure that the procurement instrument requirements (e.g., inspection, acceptance, etc.) are complied with. Report the total quantity received in the actual condition received and enter Management Code S in rp 72 of the transaction. If the ICP or CAO/PO directs reshipment/return of a reported receipt without issuing a materiel release order (DIC A5_), SAs will submit a reversal (11 zone punch in rp 25) of the previously submitted materiel receipt transaction.

(4) *Overage/duplicate shipment.* SAs will research PMRD, receipt, and contract documentation to determine the discrepant quantity. Confirmed duplicate shipment will be reported as discrepant condition L receipt. Overages above the allowable variance specified in the contract, or above the excess delivery clause (after considering any allowable variance) will be considered discrepant and reported as condition L receipts with Management Code U entered in rp 72 of the transaction. Overages within the allowable contract variance or within the excess delivery clause (after considering any allowable variance) will not be considered discrepant; in these cases, report the total quantity received as a single receipt in the appropriate condition, but do not cite the discrepant receipt indicator.

(5) *Packaging discrepancy.* SAs will report the total discrepant quantity as a condition L receipt; report any acceptable quantity in the applicable condition and do not cite the discrepant receipt indicator. The ICP or the CAO/PO will determine whether litigation is required; if litigation is not required, the ICP will request that the suspended assets be transferred to the appropriate condition.

(6) *Shortages.* SAs will research PMRD, receipt, and contract documentation to determine the discrepant quantity. Report the total quantity in the condition received. Except for shortages attributed to transportation discrepancies, the receipt will be considered discrepant only if the shortage exceeds the allowable contract variance; in this case, cite the discrepant receipt indicator. The ICP is responsible for initiating follow-up on delinquent receipts.

(7) *Item technical data marking* (includes nameplates, logbooks, operating handbooks, special instructions, etc.). SAs will report any

nondiscrepant quantity as a receipt in the appropriate condition and will omit the discrepant receipt indicator. Report the discrepant quantity as a condition L receipt and identify and describe the specific technical data discrepancy in the SF 364 for ICP evaluation. If the ICP determines that the assets can be issued, the ICP will transfer the suspended assets to the appropriate condition.

(8) *Wrong item.* SAs will report the total quantity of the incorrect item in condition L. If the shipment contains assets which are the correct item, one of two actions may occur—

(a) Report the correct items in the applicable condition. Do not cite the discrepant receipt indicator in the transaction.

(b) If the majority of the assets in the shipment are the incorrect item, the total shipment quantity may be suspended in condition L.

(9) *Transportation discrepancies. Product quality deficiency.* It is preferred that the receiving activity keep the materiel, whether or not it has been accepted, and report the deficient quantity as a condition L receipt. The ICP or CAO/ PO will determine if litigation or informal action with the procurement instrument source should be taken. If litigation or informal action will not be taken, the ICP will transfer the suspended assets to the appropriate condition.

(10) *Transportation discrepancies.* When materiel is accepted by the transportation officer, the receipt will be processed and reported in accordance with procedures cited above for the type of discrepancy which exists (e.g., condition of materiel for damage, etc.).

(11) *Receipt not due-in (no PMRD/due-in is recorded).* See subparagraphs 5-3 1 e(3) and 5-3 1 e(4) for processing receipts of misdirected shipments and overages/duplicate shipments, for which PMRDs are not normally available.

(12) *Other discrepancies.* Receipt reporting will depend upon the type of discrepancy involved. When unusual circumstances exist, the receipt and discrepancy reporting requirements provide sufficient time for the receiving SA to obtain guidance from the appropriate authority before reporting the receipt or submitting the discrepancy report. See paragraph 5-30e for storage and accountability requirements.

f. ICPs will develop management evaluation data for contract overages and vendor caused misdirected shipments for use in identifying trends or indications of system problems and in initiating corrective action. When the same discrepancy is repeatedly reported on shipments from a given procurement source, the ICP will advise the source of the error and request action be taken to correct its repeated occurrence. When a procurement source continues to commit the same error, initiate action to consider inclusion on the Awards Review List or other disciplinary action.

5-32. Receipt reporting for discrepant shipments from other than procurement instrument sources

a. When the receipt cannot initially be identified to an NSN or other identifying number, the receiving SA will try to identify the item by following the procedures in paragraph 5-22b before reporting the receipt to the ICP.

(1) If the item cannot be identified (by NSN or otherwise) and the estimated value of the item is under \$100, SAs will not report the receipt to the ICP. Ship the materiel directly to reutilization and marketing, using a local document number; keep a record of the transaction and its backup for 2 years.

(2) If the item cannot be identified (by NSN or otherwise) and the estimated value of the item is \$100 or more, the SA will contact the ICP managing like items to determine disposition. (EXCEPTION: If GSA is the manager of like items, process the receipt as indicated in paragraph c(1) below.) If this ICP can identify the item, it will direct the SA to submit the receipt and SF 364 to the proper ICP. If the ICP managing like items cannot identify the item, it will provide disposition instructions to the reporting activity; this will include an item identification number (part number, management control number, local control number, etc.) for reporting the receipt and submitting the SF 364. If the ICP directs shipment to reutilization and marketing, the ICP will maintain a record of the transaction and its backup for 2 years.

b. Unless otherwise stated in these procedures, SAs will report discrepant shipments from a non-procurement instrument source to the proper ICP using a DIC D6_ material receipt transaction; the D6_ will contain the NSN of the item received, and the applicable ownership/purpose code (normally from the DIC DW_PMRD). In receipts for discrepant quantities, cite the supply condition code which most accurately describes the condition of the materiel (or code K when the condition cannot be determined); include management code R (discrepant receipt indicator) when a discrepancy report is required. Exceptions to the use of the "R" discrepant receipt indicator include improbable situations (using management code Z) and specific cases cited in paragraph c below.

c. Procedures for reporting specific categories of discrepant receipts from other than procurement instrument sources are listed below. Various discrepancy conditions may exist for a single receipt—

(1) *Condition of materiel.*

(a) When inspection of inter-Service/agency receipts reveals materiel to be supply condition code H and no PMRD is recorded, SAs will automatically ship discrepant materiel, valued at less than \$100 per item, direct to the property disposal activity, or dispose of locally. This includes Type I shelf life materiel, including subsistence which has passed the expiration date, regardless of value. When automatic disposal action is taken, cite supply condition code H and management code M (excludes shelf life materiel, including subsistence) or management code T (expired shelf life materiel, including subsistence) in lieu of the discrepant receipt indicator, in the receipt transaction for the discrepant quantity.

(b) Report discrepant quantities, other than those mentioned above, citing the applicable supply condition code, or code K when the condition cannot be determined.

(c) Report receipt of nondiscrepant quantities in the normal manner and do not cite the discrepant indicator in the transaction.

(2) *Supply documentation.* Lack of supply documentation will not preclude receipt processing and reporting, or subsequent issue of the materiel. The SA will research in accordance with paragraph 5-22 b to report the receipt. The paragraph 5-29 discrepancy reporting requirements still apply. When the document number in the receipt transaction must be created by the storage activity, cite management code P in lieu of the discrepant receipt indicator in the transaction.

(3) *Misdirected shipments* (improperly addressed by the supply activity). SAs will report misdirected shipments as receipts to the proper ICP. ICPs will effect disposition using appropriate MILSTRIP transactions.

(4) *Overage.* Overages will be reported as a single receipt in the applicable condition.

(5) *Shortages.* The SA will report the total quantity received in the applicable condition. The ICP will initiate any necessary financial adjustment action, and will follow up on delinquent receipts.

(6) *Packaging discrepancy.* SAs will report the total quantity received as a single transaction in the applicable condition, and will schedule the discrepant quantity for preservation/packaging.

(7) *Item technical data marking* (includes nameplates, logbooks, operating handbooks, special instructions, etc.). SAs will report any nondiscrepant quantity in the applicable condition, and will not cite the discrepant receipt indicator. Report the discrepant quantity as a condition D receipt. Identify and describe the specific technical data discrepancy in the SF 364 for ICP evaluation. If the ICP determines that the asset can be issued, the ICP will transfer assets to the appropriate conditions.

(8) *Wrong item.* SAs will report the receipt in the applicable condition. If both correct and incorrect items are received in the same shipment, each will be reported separately. Omit the discrepant receipt indicator in the transaction for the correct item.

(9) *Product quality deficiency.* Product quality deficiency receipts should be determined based on the supply condition code cited in the PMRD. Product quality deficiency receipts from ICP directed returns are not discrepant receipts and will be receipt reported in the normal manner. Do not cite the discrepant indicator in the transaction.

(10) *Transportation discrepancies.* When materiel is turned over

by the Transportation Officer, the receipt will be reported in accordance with the procedures cited above for the type of discrepancy which exists (e.g., condition of materiel for damage, etc.).

(11) *Receipts not due-in (no PMRD/due-in recorded).*

(a) *GSA managed items.* GSA does not normally authorize return of assets to DOD storage activities. This materiel is considered DOD owned which has not been reported to GSA under the materiel returns program (MRP)(see section IV, chapter 7 for GSA excess reporting criteria). Upon receipt of GSA materiel for which a PMRD is not recorded at the SA, the SA will process the receipt to GMPA (RIC A35).

(b) *DOD managed items.* Report the receipt to the cognizant ICP in the applicable condition. Do not include a discrepant receipt indicator (management code) in the transaction. (Army reports these items to GMPA.)

(12) *Other discrepancies.* Receipt reporting will depend upon the type of discrepancy involved. When unusual circumstances exist, the receipt and discrepancy reporting requirements provide sufficient time for the SA to obtain guidance from the ICP prior to reporting the receipt or submitting the discrepancy report. See paragraph 5-30e for storage and accountability requirements.

5-33. Resolution of reported receipt discrepancies

a. MSCs will maintain accurate materiel accountability records and audit trails for reported receipts with evidence of a supply discrepancy. Resolution of these discrepancies requires the establishment of interfaces among the materiel accountability, procurement, financial accounting, and discrepancy reporting systems.

b. When discrepant receipts are reported, MSCs will process the transactions and effect the research required to resolve the discrepancy. When materiel received from procurement will be retained in the wholesale inventory, coordinate with the CAO/PO for a contract modification which will recoup any administrative costs and any additional second destination transportation costs or onward shipment (redistribution) costs incurred by the U.S. Government as a result of the discrepancy. For all receipt discrepancies, ensure that procurement/supply due-in records and related financial accounts (including intransit) are corrected to reflect any new receipt status and transmit required update PMRD(s) to the storage activity(s) involved. Care must be taken, however, to suppress PMRD output if the corresponding receipt has already been reported (e.g., for overages or misdirected shipments being retained where delivered).

5-34. Loan transactions

a. Appropriate MILSTRAP adjustment and receipt transactions will be used to show the on-hand and due-in and later receipts. Materiel on loan should be posted on accountable or activity records in purpose code L to denote loan and show due-in (DIC DFN). Alignment and format for due-in transactions are in paragraph E-258 (table E-276).

b. Pre-positioned materiel receipt (DIC DWN) transactions may be used as advance notice to activities scheduled to receive returned loaned materiel. Alignment and format are in paragraph E-274 (table E-292).

c. Loan material, on receipt, will be inspected by the receiving activity. Materiel receipt transactions, DIC D6N, will provide information about the condition and quantity of loaned materiel returned. Alignment and format are in paragraph E-247 (table E-265).

d. The AA is responsible for final determination and resolution of returned Government property from loan. Controls should be set to ensure the materiel is returned in an appropriate condition (i.e., as good as or better than condition) based on the original loan issue. Any discrepancies will be resolved and the loaning activity will be reimbursed.

Section IV Issue, Back Order, Demand Data, and SMCA Freeze Unfreeze Transactions

5-35. General

This section contains the rationale and general usage of D-series documents that apply to issue, back order, and demand data transaction reporting and recording.

5-36. Document formats

Document formats are prescribed in paragraph E-249 (table E-267).

5-37. Issue transactions

Rationale and usage of the issue transaction (DIC D7_) follow:

a. This transaction is used to report issues in the decentralized supply distribution system. The decentralized accountable stock control activity prepares these transactions as by products of processing incoming requisitions (DIC A0_) and referral order transactions (DIC A4_). This results in the issue of materiel from stock. The third position of the issue transaction document identifier is determined by correlating various coding structures in the A series document being processed for issue.

b. The preparing AA uses the issue transaction, or recorded equivalent data, to group issues by level for summarizing and preparing financial reports and records. Also, the AA will send issue transactions to the nonaccountable activity where they are used for the same purpose.

c. The nonaccountable activity in a decentralized supply distribution system does not apply this technique (b above) to incoming or initiated A series demand documents. These must be converted to referral orders (DIC A4_) and passed to the AA where a and b above applies when the materiel is actually issued.

d. Although the issue transaction is mandatory and necessary for the decentralized supply distribution system, its use by an AA in this system is optional. A suitable alternate method is needed to group financial transactions by level on materiel issues to financial records or reports. The issue transaction technique will, however, provide the AA with complete standard use of all the DIC D-series transactions for ultimate preparation of financial reports. Design of ADP programs and procedures will preclude the physical preparation of issue transactions for this purpose.

e. The issue transaction is not used to record demand data.

f. When a AA in a centralized supply distribution system uses the reporting technique described in d above, the issue transaction, or recorded equivalent data in data processing, will be prepared because of issuing an MRO (DIC A5_).

5-38. Issue transactions, single manager for conventional ammunition

The SM sends DIC D7_ documents to the NICP of the requisitioning service as follows:

a. When a DIC A4_ is received from that service and

b. When issue is being directed by the SM from another service-owned stocks using the A4_ document number.

5-39. Single managed conventional ammunition (SMCA) freeze/unfreeze actions

a. Processing MILSTRAP/MILSTRIP transactions may require the single manager for conventional ammunition to freeze wholesale assets at a specific storage activity for a given NSN or part number, ownership or purpose code, and supply condition code. (Examples are mismatched location audit reconciliation request transactions (DIC DZH) or materiel release denials (DIC A6_). The manager will unfreeze assets when processing is complete.

b. The SMCA will provide the owning ICP with all single managed conventional ammunition freeze or unfreeze actions (DIC DA1/DA2). The owning ICPs will use this transaction to update their wholesale financial accountable records.

5-40. Demand transactions

The rationale and usage of the demand transaction (DIC DHA) are as follows:

a. This demand transaction is used in both the decentralized and centralized supply distribution systems. It is used to accumulate and record demand data resulting from the first processing of incoming or initiated requisitioning documents. For example, requisitions (DIC A0_) or passing orders (DIC A3_), even though processing may (or may not) result in an issue or expenditure of materiel from inventory. Demand transactions will not be prepared from the processing of referral orders (DIC A4_).

b. In a decentralized supply distribution system, the AA will, besides accumulating demand data for internal records, duplicate demand transactions and send to the responsible nonaccountable activity for a like purpose.

c. In a centralized supply distribution system, the AA will abstract demand data on first processing of an incoming requisition or passing order. It will use the demand transaction technique, or record data in ADPE.

d. Since the demand transaction is the same as the initial DIC A-series demand document being processed, rp 44 will be blank or will contain the suffix code from the source document.

5-41. Back order transactions

The AA will use the back order transaction (DIC DG_) to establish back order transactions on records resulting from processing A-series demand documents. The third position of the back order transaction identifier will be determined by correlating other coding structures in the A-series demand document being processed. These third-position, alphabetical characters are the same as those prescribed for the issue transaction (DIC D7_). (See para 5-38.)

Section V

Materiel Adjustment Transactions

5-42. General

This section provides procedures relating to the following types of adjustments.

a. Changes in condition of materiel due to damage, deterioration, suspension, or other causes.

b. Reidentification of improperly identified materiel.

c. Transfer from one purpose code to another.

d. Adjustments caused by catalog changes.

e. Discrepancies disclosed by physical inventory.

f. Quantitative discrepancies caused by clerical or mechanical accounting errors.

g. Offsetting adjustments to condition code segments of the accountable records.

h. Ownership and purpose codes gains and losses applicable to SM for conventional ammunition.

i. Classification and disposition of materiel being cannibalized.

5-43. Materiel adjustment

a. The DD Form 1487 (DOD Materiel Adjustment Document) is used as either a single or dual transaction document.

(1) The first method accommodates those techniques that employ individual increase or decrease adjustments against the accountable inventory control records. DD Forms 1487 that contain identifiers in the DIC D8_ or DIC D9_ series and prepared as shown in paragraph E-250 (table E-268) apply to these transactions.

(2) The second method provides for offsetting (dual) adjustments to condition or purpose codes in a single materiel adjustment document. This is possible by using the "FROM" and "TO" data fields in the materiel adjustment document. DD Form 1487 that contains DIC DAC or DIC DAD and prepared as outlined in paragraph E-254 (table E-272) apply to these transactions.

(3) When Army policy prescribes the use of single transactions in the D8 and D9 series internally for condition or purpose transfer, provisions will be made to accept and process DIC DAC and DIC DAD documents from other Services and agencies.

b. The accountable property officer of each AA will assign, each fiscal year, a block of adjustment document serial numbers to each SA. They will be used to send adjustments to the proper AA based on the actions in this section.

c. Each SA will maintain control of adjustment documents. All documents must be prepared, processed, and recorded on the SA's records so that a complete audit trail will be available.

d. Materiel adjustment transactions will not be used to record changes in ownership. Changes between ownership codes, from purpose (Army ownership) code to ownership code, or vice versa, will not be by an adjustment. AAs will process appropriate issue and receipt transactions for such actions.

e. The dual adjustment transaction may also be used as an information or instruction passing document between an AA and an SA. For example, the AA may have been advised, without knowledge of the SA, that items previously delivered are suspected of containing latent defects. In this case, the materiel adjustment transaction, with exception data as required, may be used to inform the SA to transfer the materiel to condition code L (suspended-litigation). This will depend on further investigation and negotiation with the shipper.

f. The actual preparation of an adjustment transaction as such is not mandatory. Accounting equipment capabilities may preclude the preparation of actual transactions in preference to another form of transmissible data for certain situations.

g. DICs that identify materiel adjustment transactions may be supplemented by management codes in rp 72 to define the adjustments by type. Management codes have been assigned by DA to provide for transactions not standardized by MILSTRAP. Coding that pertains to materiel adjustment transactions accommodates both centralized and decentralized stock accounting.

5-44. Changes In condition of materiel

a. *Condition reclassification of assets in storage.*

(1) When inspection of stocks on hand reveals that a condition reclassification is required, storage activities will report the variance to the accountable activity within three calendar days using a DIC DAC (inventory adjustment-dual), in accordance with paragraph E-254 (table E-272). Enter the new supply condition code in rp 66 of the dual adjustment transaction. Enter the supply condition code under which the item is carried on the record in rp 71. (Note: Storage activities may not transfer stored materiel into supply condition code K or R.)

(2) When inspection discloses that stocks are suspect for issue and immediate reclassification is beyond current capabilities, transfer the materiel to supply condition code J. In the dual adjustment transaction, show the new supply condition code in rp 66. Show the supply condition code under which the item is carried on the record in rp 71.

(a) With the exception of ammunition, complete the materiel reclassification within 90 calendar days after reporting the original transfer to the accountable activity. Complete the reclassification of ammunition within 270 calendar days after reporting the original transfer.

(b) When the reclassification is complete, report the change to the supply source with the dual adjustment transaction. Use the same document number used to report the materiel in supply condition code J. Enter the new supply condition code in rp 66 and supply condition code J in rp 71 of the dual adjustment transaction.

(3) When materiel in stock is reclassified to supply condition code H, storage activities may also, based on criteria promulgated by the Services/Agencies, automatically turn in condemned and expired shelf-life materiel to reutilization and marketing or take other authorized automatic disposal action. When taking such simultaneous reclassification and automatic disposal action, advise the accountable activity by entering management code M (materiel condemned-excludes expired shelf-life materiel) or management code T (materiel condemned-expired shelf-life materiel) in rp 72 of the dual adjustment transaction. Within Army, all condition code H materiel will be reported to the wholesale supply source before directed to disposal.

(4) Stocks identified as unserviceable/repairable and under warranty (see AR 700-139 and DA Pam 738-750 and DA Pam 73 8-75 1) will be classified as condition code W. Assets identified as condition code W at the retail level will be reported to the proper NICP using ARI/MRP procedures.

b. Reclassification of Condition L Receipts.

(1) Storage activities will report discrepant receipts from procurement and materiel held pending resolution of a transportation discrepancy in supply condition code L. When directed by the accountable activity, storage activities will also transfer materiel to supply condition code L and report the action using a dual adjustment transaction following the procedures in paragraph 5-44a(1).

(2) Accountable activities are responsible for monitoring materiel suspended in condition code L and directing transfer of the materiel to its correct condition when litigation or other action to resolve the discrepancy is completed.

(3) When directed by the accountable activity, storage activities will, within 3 calendar days of receipt of the direction, reclassify the suspended materiel to its correct condition. Report completion of the action with a DIC DAC dual inventory adjustment using the same document number cited in the original receipt or adjustment transaction. Enter the new supply condition code in rp 66 and supply condition code L in rp 71 of the dual adjustment.

c. Reclassification of condition K and R receipts.

(1) Storage activities may suspend materiel in supply condition code K upon receipt for condition determination. Storage activities may also receive materiel identified as supply condition code R(suspended) from reclamation activities which do not have the capability to determine the materiel condition.

(2) Storage activities will reclassify these suspended receipts to their correct condition within the timeframes prescribed in the following subparagraphs. When materiel has been reclassified to its correct condition, submit a DIC DAC dual inventory adjustment to the accountable activity using the same document number cited in the original receipt transaction. Enter the new supply condition code in rp 66 and the suspended supply condition code in rp 71 of the dual adjustment.

(a) With the exception of ammunition (Class V materiel), reclassify materiel reported in supply condition code K within 10 calendar days after reporting the receipt; reclassify ammunition(Class V materiel) within 45 calendar days after reporting the receipt.

(b) When materiel identified as supply condition code R is received from reclamation activities, reclassify the materiel within 180 calendar days after reporting the receipt or prior to induction into maintenance facilities for repair/modification, whichever is sooner.

1. When the capability to test/check condition R assets for actual condition does not exist, the materiel may be forwarded to a maintenance facility for condition determination.

2. The actual condition of the assets must be recorded on the accountable record before the assets may be included in a scheduled maintenance program.

c.1. SAs will report discrepant receipts in condition W per receipt processing procedures. When directed by the accountable activity, storage activities will also transfer materiel to condition code W and report the action using a dual adjustment transaction. When litigation action is initiated for condition W materiel, the accountable activity will direct the storage activity to reclassify the assets to condition L. When directed by the accountable activity, storage activities will reclassify condition W materiel to condition L within 3 calendar days from receipt of the direction. Completion of this action will be reported with a DIC DAC(inventory adjustment-dual), using the same document number originally used to report the materiel in condition W. The new supply condition code will be entered in rp 66 and supply condition W in rp 71 of the dual adjustment. See paragraph 5-45 for reclassification of condition W assets for repair.

d. Exception to prescribed timeframes for condition reclassification.

(1) When additional time is required to reclassify materiel held in supply condition codes J, K, or R, because of large quantities, lack

of facilities, nonavailability of personnel and/or test equipment, or other circumstances considered justified by the storage activity commander, the storage activity will forward an extension request to the accountable activity.

(a) When appropriate, the accountable activity will approve the request for extension, notify the storage activity, and establish a suspense to ensure that classification action is taken within the agreed upon timeframe.

(b) If the accountable activity does not approve the request for extension, the storage activity will make every effort to comply with the established timeframe.

(2) Accountable activities may request expedited reclassification of condition J, K, and R assets whenever it is deemed necessary based on their stock position and overall management responsibility.

e. Monitoring assets recorded in suspended supply condition codes.

(1) Accountable activities will review records for all materiel suspended in supply condition codes J, K, and R at least monthly and ensure that storage activities accomplish reclassification actions within prescribed timeframes.

(2) Although there is no prescribed timeframe for transferring suspended materiel from supply condition code L, accountable activities will review all records for materiel suspended in condition L at least quarterly and will take necessary action to ensure expeditious litigation/negotiation with contractors or common carriers.

(3) Although there is no prescribed timeframe for transferring materiel from supply condition code W, accountable activities will review all condition W materiel at least monthly to ensure warranty action is executed before the warranty expires.

5-45. Condition changes for items under repair

a. When one Service or agency is repairing items for another, it may, by mutual agreement, inform the owning AA of the other Service or agency of condition changes on—

(1) *Induction of items for repair.* The owning AA will be provided with inventory adjustment transactions to show transfer of items from supply condition code F(unserviceable repairable) or W (unserviceable warranted repairable)to supply condition code M (suspended in work). These inventory adjustment transactions will be shown by DIC DAC or DIC D8C and DIC D9C.

(2) *Completion of repair.* The owning AA will be provided with inventory adjustment transactions to show transfer of items from condition code M(suspended (in work)) to the ready for issue condition. These inventory adjustment transactions will be shown by DIC DAC or DIC D8C and DIC D9C.

b. When items are being repaired at a maintenance facility for return to user, induction into and return from repair will be reported as follows:

(1) Induction into repair will be reported by sending inventory adjustment transactions to show transfer of the items from condition code F (unserviceable repairable) or W (unserviceable warranted repairable) to condition code M (suspended in work). These transactions will be shown by DIC DAC or DICs D8C and D9C.

(2) Items from repair will be returned by sending a DIC DAC that transfers the items from condition code M (suspended (in work))to a ready for issue condition. These inventory adjustment transactions will be shown as DIC D8C and D9C.

c. When an Army maintenance facility is repairing Army materiel, a above must be followed.

d. When contractor facilities are repairing under any of the conditions above, condition code transfer documents that use the proper adjustment transactions will be sent to the AA or user.However, this must not be an added cost to the Government.

5-46. Condition changes for items being turned in to property disposal activities

a. Excess, serviceable, and unserviceable materiel being turned in to property disposal activities shown in conditions codes J, K, L, M, N, P, R, or W must be reclassified to the proper condition (supply condition codes A through H and S). This must be done before preparing document to ship the materiel to the Defense Reutilization

and Marketing Office (DRMO). Activities must report materiel in the proper condition to prevent having it rejected or returned by the DRMO for proper classification.

b. Only materiel recorded on accountable records, that has been classified in condition codes A through H will be turned in to the DRMO. At the discretion of the service or agency, an exception to classifying materiel in condition codes A through H is to reclassify it in condition code S when it cannot be identified by an NSN and is actually scrap for turn-in to the Defense Reutilization and Marketing Office (DRMO).

c. DRMO will use disposal condition codes (para C-22b(table C-39)) to accurately describe the materiel physical condition. This will be based on inspection at the time of receipt. DRMOs will record both the supply and disposal condition codes that will be shown in management data for program screening and review. Disposal condition code S, assigned by the DRMOs, is for materiel that has no value except for its basic materiel content. It is not restricted to materiel identified by NSN.

5-47. Reidentification of stock, stock number changes, and unit of issue changes

a. Reidentification of stock.

(1) When inspection reveals that an item in stock has been misidentified, SAs will prepare and send two or more materiel adjustment transactions. They will be prepared as outlined in paragraph E-250 (table E-268). The first transaction will contain the following:

- (a) The misidentified stock number.
- (b) The quantity misidentified.
- (c) The DIC D9J (decrease-reidentification of stock), and
- (d) Suffix code "A".

(2) When one new stock number is picked up due to reidentification, the second transaction will contain the following:

- (a) The same document number as the first transaction.
- (b) The identified stock number.
- (c) The quantity of the identified stock number.
- (d) The DIC D8J (increase-reidentification of stock), and
- (e) The suffix code "B".

Note. When more than one new stock number is picked up due to reidentification, an additional DIC D8J adjustment for each newly identified stock number will be prepared and sent. These transactions will be prepared the same as the second transaction except that the suffix codes will progress as each transaction is prepared such as "C" and "D". The suffix codes in the second and ensuing transaction serve to correlate the transactions to the misidentified stock number.

(3) The AA will process the adjustment transactions against accountable inventory control records to—

- (a) Decrease under the incorrectly identified stock number, and
- (b) Increase against the correct stock number.

(4) When two AAs are involved, the decrease and increase will be processed to the accountable records of the losing AA. The quantity will be transferred to the AA having logistical responsibility for the reidentified stock (sec. VII, this chapter).

b. Stock number and unit of issue changes.

(1) When there is only a stock number change, the AA will prepare and process two materiel adjustments (para E-250(table E-268)). The first transaction will contain the replaced stock number, the DIC D9K (decrease-catalog data change), and suffix code A. The second transaction will contain the same document number as the first transaction, the DIC D8K(increase-catalog data change), and suffix code B.

(2) When there is only a unit of issue change, the AA will prepare and process two materiel adjustment transactions (para E-250). The first transaction will contain the quantity and unit of issue prior to change of unit of issue, the DIC D9K(decrease-catalog data change), and suffix code A. The second transaction will contain the following:

- (a) The same document and stock number as the first transaction.
- (b) The new unit of issue.
- (b) The new adjustment quantity based on the new unit of issue.

- (c) The DIC D8K (increase-catalog data change), and
- (d) Suffix code B.

(3) When a stock number and unit of issue change occurs at the same time, AA will prepare and process two materiel adjustment transactions. The first transaction will contain the replaced stock number and its unit of issue and quantity, the DIC D9K(decrease-catalog data change), and suffix code A. The second transaction will contain the following:

- (a) The same document number.
- (b) The replacing stock number.
- (c) Unit of issue.
- (d) The new adjusted quantity based on the new unit of issue.
- (e) The DIC D8K (increase-catalog data change),
- (f) Suffix code B.

(4) Actions in (1) through (3) above that cause an overall price difference or category change must be adjusted against the gaining financial inventory accounting (FIA) category code (sec. VI). A change in FIA category code will be processed on a DIC DBZ and DIC DCZ adjustment.

(5) When the change is from one nonstock fund category to another or from one stock fund category to another, a DIC DCZ action with management code D will show a decrease. A DIC DBZ action with management code D will show the corresponding increase.

(6) When the change is from a nonstock fund category to a stock fund category, or from a stock fund category to a nonstock fund category, a DIC DCZ action with management code C will show the decrease. A DIC DBZ action with management code C will show the increase to record.

(7) A change in stock manager will be processed the same as for a logistical transfer (sec. VII).

5-48. Purpose transfers

Based on authorized programs, materiel may be reserved for specific purposes and retained on inventory control records until requisitioned. To transfer assets between purpose codes, the materiel adjustment transactions (DIC D8D and D9D or DIC DAD) will be prepared as in paragraph E-250 (table E-268 and paragraph E-254 (table E-272)). They will also be processed against inventory control records.

a. For supply distribution systems that have limited processing capacities that preclude a dual adjustment, document identifiers have been provided for a purpose code transfer on single adjustments. The decrease to the old purpose code will contain DIC D9D. The increase to the new purpose code will contain DIC D8D. Both transactions will contain the same document number, with consecutively assigned suffix codes to correlate the documents.

b. Materiel will not be adjusted between purpose code W (This code is reserved for basic issue item assembly.) and other purpose codes. Increases and decreases to this purpose code will be by receipts or issues.

5-49. Physical inventory adjustment processing

a. Adjustments resulting from discrepancies disclosed by physical inventory will be processed on a materiel adjustment transaction. DIC D8A will be used for a gain and DIC D9A for a loss.

b. When materiel is uneconomically repairable, the debit adjustment will contain management code M (materiel condemned). It identifies materiel shipped directly to the DRMO.

c. The SA, on finding concealed discrepancies on stocks in storage, will prepare a materiel adjustment (DIC D8A or DIC D9A) to correct the records. Management code F in rp 72 of the materiel adjustment transaction will identify the action as a concealed discrepancy adjustment.

5-50. Processing quantitative accounting error adjustments

a. When adjusting inventory that is not on record because of undiscoverable posting errors, the codes below will be used.

(1) DIC D8B. Quantitative gains resulting from clerical or mechanical accounting errors that may not be corrected by reversing the original transaction.

(2) DIC D9B. To show quantitative losses resulting from clerical or mechanical accounting errors that may not be corrected by reversing the original transaction.

b. When an out-of-balance can be corrected by reversing the original transaction, or a portion thereof, enter an X overentry in rp 25.

5-51. Offsetting adjustments

a. The materiel adjustment transactions with DICs DA series will be used to report offsetting (dual) credit and debit adjustments. The dual adjustments prescribed herein are used to relocate stock within the purpose and condition segments of the inventory accounting records.

b. Dual adjustment of stock on one transaction requires an entry in the "FROM" and "TO" columns for the ownership or purpose and condition codes. The "FROM" field (rp 70 (ownership or purpose) and 71 (condition)) will show the codes from which adjusted. The "TO" field (rp 65 (ownership or purpose) and rp 66 (condition)) will show the codes to which adjusted.

c. Condition reclassification required by storage management will be on dual adjustments, using DIC DAC.

(1) When materiel has deteriorated to an uneconomically repairable state and it has been directly turned over to the DRMO, enter code M (materiel condemned) in rp 72 of the adjustment transaction. It is a notice to the AA of such action.

(2) When shelf life items have been reclassified to the next lower condition, enter the proper supply condition code in the adjustment transaction. Send to the AA promptly for updating of the accountable records. A type II shelf life assembly (one housing shelf life items) with an expired date will be shown as condition code F in adjustment transaction sent to the AA. Condition code J will be shown for items that have remaining extendable life and those held until the inventory manager directs test or restoration.

(3) For supply distribution systems that have limited processing capacities that preclude dual adjustment, document identifiers have been provided for a condition reclassification on single adjustments. The decrease to the old code will contain DIC D9C. The increase to the new code will contain DIC D8C. Both documents will contain the same document number with consecutively assigned suffix codes to correlate the documents.

(4) Materiel being reclassified after having been reported as a receipt will be reported on a materiel adjustment transaction. The same document number will be used as shown on the original receipt transaction.

d. Based on authorized programs, materiel may be reserved for specific purposes and retained on inventory control records until requisitioned. To transfer assets between purpose codes, the single inventory adjustment transactions (DIC D8D and D9D) or the dual inventory adjustment transaction (DIC DAD) will be prepared in the format as in paragraphs E-250 and E-254 (tables E-268 and E-272). They will also be processed against the inventory control records.

5-52. Processing project or distribution code changes

When stock is segmented on the inventory records by project or distribution code and a change is desired, the materiel adjustment transactions will show DIC D9D and D8D, with a blank management code. The DIC D9D will show the losing project or distribution identification (or blank if no previous project segmentation). The DIC D8D will show the gaining project or distribution code identification (or blank if no further project segmentation is desired).

5-53. Materiel consumed during sampling tests

Adjustments to account for materiel consumed during tests will show DIC D9Z, with management code H (materiel consumed). (An

example is rounds of ammunition fired to determine condition.) Packing materiel classified or reclassified to condition code H, and is to be or has been disposed of at a landfill, or that is hauled to a "box yard" for a give-away program, will be dropped from the records in the same manner as stocks consumed during sampling tests. This procedure applies to other materiel's not requiring demilitarization when specific instructions have not been provided.

5-54. Adjustment transaction reject

AA procedures for editing of receipt transaction (para 5-27) will be followed when editing adjustment related transaction for errors. The rejected transaction format will be as shown in paragraph E-287 (table E-305).

5-55. Other inventory losses

Inventory losses caused by shrinkage, theft, contamination, deterioration, and expired shelf life (includes subsistence items) will be adjusted using DIC D9G. Losses caused by major disasters, fire, enemy action, acts of God, etc., will be adjusted using DIC D9H.

5-56. Miscellaneous adjustment actions

An increase in inventory adjustments, for which a specific DIC is not otherwise provided, will contain DIC D8Z. When the adjustment is a decrease, it will be DIC D9Z. (Assignor of these codes will maintain detailed backup information on the use and need for the transaction.)

5-57. Accountability for materiel being cannibalized

a. Materiel to be cannibalized will be retained on the accountable records in condition code P until required items have been removed. When these items have been removed, the SA will transfer them to the proper condition code. The SA will also transfer items to the DRMO and demilitarization (DEMIL) account, as appropriate, when they have automatic disposition authority.

b. When the SA does not have automatic disposal authority, the SA will prepare adjustment transaction shown with DIC DAC. The AA, on receipt of the DIC DAC, will process the DIC D8C and DIC D9C adjustment transaction to show the drop "from" and the "pick up" condition codes. When the SA does not have automatic disposal authority and the cannibalized materiel or residue was classified to condition code H or S, the AA will provide the SA with disposition instruction.

c. If the transfer is from condition code P to H or S and the SA has automatic disposal authority, the transactions below will be prepared:

(1) Shipments to the DRMO.

(a) The depot will prepare an inventory adjustment transaction shown with the DIC DAC. It will contain management code M which transfers the item from condition code P to condition code H and sends to the responsible AA.

(b) The AA will process the DIC DAC inventory adjustment transaction that contains management code M. This is done by creating DIC D8C and D9C inventory adjustment transactions that also contain management code M to drop materiel from accountable records. Besides the DIC D8C and D9C, the AA will also prepare a DIC D7J issue transaction to show shipment to the DRMO.

(c) The SA or SSA will prepare a Disposal Release Order (DRO) DIC A5J (para E-8 (table E-8)). The quantity to be shipped will be that transferred from condition code P to condition code H on the DIC DAC transaction. The retention quantity field will be zero filled and the supplementary address in the DRO will contain the DODAAC of the DRMO to which the materiel will be sent.

(d) Because of the DIC DAC and DIC A5J, the SA will prepare the disposal turn-in document (DTID) (DD Form 1348-1 or DD Form 1348-1 Automated) (app B). It must accompany the item to the DRMO. Where there is no off depot movement or the materiel is to remain in place, the DRMO will sign for the materiel on the DD Form 1348-1 or DD Form 1348-1 Automated.

(e) When applicable, the SA will declassify or decontaminate items before shipment to the DRMO.

(2) Shipments to the DEMIL account before shipment to the DRMO.

(a) The SA or SSA will prepare an inventory adjustment transaction shown with the DIC DAC that transfers the item from condition code P to condition code H and contains management code M. The transaction will be sent to the responsible AA.

(b) The AA will process the DIC DAC inventory adjustment transaction with management code M. This will be done by providing DIC D8C and DIC D9C inventory adjustment transactions that also contains management code M to drop materiel from the accountable record. Besides the DIC D8C and DIC D9C, the AA will prepare a DIC D7Z issue transaction to show shipment to the DEMIL account.

(c) The SA will prepare the regular MRO DIC A5_ (para E-7(table E-7)) for that materiel transferred from condition code P to condition code H. The supplementary address code will be the DODAAC assigned to the DEMIL account to which the materiel is to be shipped.

(d) Besides the DIC DAC and the DIC A5_, for the normal release receipt document the SA will prepare and send DD Form 1348-1(para B-3) or DD Form 1348-1 Automated (para B-4)).

(e) When applicable, the SA will declassify or decontaminate items before shipment to the DEMIL account.

Section VI Processing Financial Adjustment Transactions

5-58. General

This section prescribes procedures on the financial adjustments below:

- a. Variance between purchase price and standard price.
- b. Reconciliation of financial records to inventory records.
- c. Price differences caused by assembly or disassembly.
- d. Price differences caused by changes in standard price.
- e. Price differences on materiel returns.
- f. Price differences due to sales at reduced price.

5-59. Documentation

Documentation, formats, and codes for processing financial adjustments are as follows:

a. The materiel adjustment transaction (DD Form 1487) has been overprinted with a format that allows this transaction to be used as a financial adjustment transaction. Transaction entries for this format are prescribed in paragraph E-256 (table E-274).

b. DICs identify the type of financial transaction. A complete list of DICs that apply to financial adjustments is in paragraph E-256 (table E-274). These codes may be supplemented by management codes in rp 72 and funding data in rp 48-50 if more definitive information is required. To provide this supplementary data, DA will assign these codes.

c. Coding for financial adjustment transactions is to accommodate a decentralized stock accounting system. However, it may be used by a centralized stock accounting system, if required.

d. The financial adjustment transaction is for use within a decentralized distribution system that would transmit adjustments to financial records from an AA to a nonaccountable activity.

5-60. Processing financial adjustments

All financial adjustments will be processed as follows:

a. To adjust the financial records when the cost of purchased materiel differs from the standard price, code as follows:

(1) Use DIC DBA for a monetary gain when the standard price exceeds the cost price. (Do not include surcharges for inventory losses and transportation expenses.)

(2) Use DIC DCA for a monetary loss when the cost exceeds the standard price. (Do not include surcharges for inventory losses and transportation expenses.)

b. To reconcile financial ledgers to stock record balances, use DIC DBB for gains and DIC DCB for losses. This type of adjustment will be used only when financial records are not subject to

correction by reversing the original transaction. Financial adjustments on incoming shipments will be processed in accordance with section III.

c. To adjust the financial records when the standard price of an assembly does not equal the total price of the components, code as follows:

(1) Use DIC DBC when assembly or disassembly results in an overall gain to financial inventory.

(2) Use DIC DCC when assembly results in an overall loss to financial inventory.

d. Standard price change adjustments may occur at the time of the catalog change or at a later date. For example:

(1) When a credit is reversed at a different standard price than that of the original, a standard price adjustment must be processed to correct the financial inventory records.

(2) When a unit price has changed after shipment by one accountable depot and before posting the receipt to the records of the receiving depot, a standard price will be adjusted to the financial records of the receiving activity. DIC DBD will show gains and DIC DCD will show losses to financial inventory.

e. Financial inventory gains, caused by a difference between the standard price and the amount of customer credits allowed on repairable materiel returned to the supply system, will be accounted for with DIC DBF. The proper financial adjustment format will be used.

f. To adjust records to show a financial inventory loss, use DIC DCG for items sold at less than standard price in accordance with a service agreement, or for items in less than new condition or serviceability.

Section VII Logistical Reassignments

5-61. General

This section provides policies and procedures to—

a. Ensure successful Logistic Reassignment (LR) of consumable and nonconsumable items.

b. Provide adequate management control of items being moved.

c. Ensure uninterrupted supply support of items during transition.

5-62. Periods of LR

The LR is divided into three periods of time that are based on the effective transfer date (ETD). These periods are pre-ETD, ETD, and post-ETD. The pre-ETD begins on the date the gaining item manager (GIM) assignment or ETD is sent to the losing item manager (LIM) and it terminates at ETD. The ETD is the date of the LR. Although the ETD is a specific point in time, actions involving data requirements that show conditions as of the ETD will be discussed as if they took place on the ETD. This applies even though the action may have been taken just before or after the actual ETD. The post-ETD period begins immediately following the ETD and includes all actions that do not specifically involve data requirements that reflect conditions as of the ETD. The specific events required to take place during the LR are described under the proper period.

5-63. Transfer of data

a. LR includes the transfer of accountable record balance, due-in, due out, and other ancillary data from a LIM to a GIM. This results from an approved logistical transfer or capitalization/decapitalization action. (See glossary for explanation of terms).

b. A logistical gain or loss is the transfer of records and management responsibility of nonstock fund items.

c. A capitalization or decapitalization transfer is the transfer of records and management responsibility of stock fund items as follows:

(1) Within DA (i.e., on activation of a new command channel-(retail) stock fund division, or realignment of stock and items to Procurement Appropriation, Army (PAA) or (vice versa).

(2) To or from a service or agency other than DA.

d. These procedures do not apply to transfers of records on accountable balances held by an AA in numeric ownership code accounts.

5-64. Documentation

Documents will be as follows:

a. *Logistical transfers (DD Form 1487).*

- (1) Logistical transfer, DIC DEE (para E-251 (table E-269)).
- (2) Materiel adjustment (logistical transfer increase), DIC D8E(para E-251 (table E-269)).
- (3) Materiel adjustment(logistical transfer decrease), DIC D9E(para E-251 (table E-269)).

b. *Decapitalization transfers (DD Form 1487).*

- (1) Decapitalization transfer, DIC DEF (para E-251 (table E-269)).
- (2) Materiel adjustment (capitalization decrease), DIC D8F(para E-251 (table E-269)).
- (3) Materiel adjustment (decapitalization decrease), DIC D9F(para E-251 (table E-269)).

c. *Transfer of back orders (DD Form 1348M).*

- (1) Back order transaction, DIC DG_(para E-249 (table E-267)).
- (2) Passing order, DIC A3_(para E-5 (table E-5)).
- (3) Supply status, DIC AE_(para E-18 (table E-18)).

d. *Transfer of due-ins (DD Form 1486).*

- (1) Due-in transaction (procurement instrument source), DIC DD_ (para E-257 (table E-275)).
- (2) Due-in transaction (other than procurement instrument source), DIC DF_ (para E-258 (table E-276)).
- (3) Pre-positioned materiel receipt, DIC DU_ (para E-273 (table E-29 1)) or DW_ (para E-274 (table E-292)).

5-64.1. Policy on LRs

a. Coordination between the LIM and GIM is required. This will prevent procurements by the LIM when the GIM is in a potential long supply or excess asset position.

b. One hundred fifty days prior to ETD, the LIM will stop initiating disposal actions for issuable wholesale assets which are in excess position. Disposal action will continue for condemned materiel.

c. The GIM, if appropriate, will furnish disposition instructions for assets remaining on hand at the LIM's storage sites. Disposition instructions will be in MILSTRIP format.

d. The LIM will advise the GIM about categories of government-owned industrial plant equipment and special tooling and test equipment applicable to the production of an item logistically reassigned.

5-65. LR requirements

a. The LIM, GIM, and storage activities will reassign asset accountability to the GIM in a timely manner to assure uninterrupted supply support. Direct communication, coordination, and assistance are required in resolving problems affecting supply operations.

b. (Rescinded.)

c. (Rescinded.)

d. The GIM will accept, as of the ETD, those items and book balances submitted by the LIM. All on-hand wholesale balances will be transferred in place, except the following:

(1) Assets committed to the support of special projects, programs, and plans including security assistance programs/ILP(e.g., staged and packaged shipments). On-hand wholesale assets in support of ILP will not be transferred to the GIM, nor will any ongoing procurement action in support of the ILP be terminated.

(2) Consumable assets in supply condition codes F, H, J, K, L, M, P, R, and S.

(3) Nonconsumable assets in supply condition codes G, H, J, K, L, M, and P. Supply condition codes H and P materiel will never be decapitalized.

e. Wholesale assets, other than the supply condition codes shown in subparagraphs 5-65d (2) and (3) above, generated during the first year after the ETD, will be decapitalized by the LIM to the GIM on an expedited basis. Assets generated after 1 year of ETD will be

reported under the Materiel Returns Program (chap.7). Assets decapitalized more than 1 year after the EDT will be rejected using DIC DZG transaction reject, with reject code AW.Exceptions to this are in paragraph 5-70.

f. (Rescinded.)

g. (Rescinded.)

h. (Rescinded.)

i. (Rescinded.)

5-66. Pre-ETD actions

The following will be done during pre-ETD.

a. *General.*

(1) (Rescinded.)

(2) (Rescinded.)

(3) (Rescinded.)

(4) (Rescinded.)

(5) (Rescinded.)

(6) (Rescinded.)

(7) The LIM procurement office will provide the GIM with status on contracts that it retains or that are assigned to Defense Contract Administration Services for administration. Contract status includes, but is not limited to, delivery status, acceleration of delivery, follow-up status requests, changes to basic contracts, and contract warranty provisions.

(8) Throughout the pre-ETD, the LIM will furnish listings of all purchase requests for nonconsumable items to the GIM. These are procurements that have not been awarded. The GIM will, within 15 calendar days after receiving purchase request listing, annotate required changes and return one copy to the LIM.

(9) The LIM will reclassify supply condition code R consumable assets to their proper condition codes before providing the GIM updated LR supply management data transactions. These transactions include DICs DLS through DLX.

(10) For assets in condition code H, the LIM will either send to disposal or reclassify according to this regulation.

b. *One hundred and fifty days before ETD or on notice if less than 150 days.*

(1) The LIM will advise the GIM of assets being held for litigation.

(2) (Rescinded.)

(3) The LIM will perform physical inventories as follows:

(a) For consumables, inventory on-hand wholesale assets designated as classified or sensitive per MILSTRAP procedures.

(b) For nonconsumables, inventory on-hand wholesale assets per AMCR 700-99.

b.1. *One hundred and twenty days before ETD or on notice if less than 120 days.* For consumable items being transferred, the LIM will furnish the GIM LR supply management data transactions, DICs DLS, DLT, DLU, DLV, DLW and DLX.

c. *Sixty days prior to ETD.*

(1) (Rescinded.)

(2) When an excess report (MILSTRIP DIC FTE) is sent to the LIM and the LIM stockage shows that disposal is proper, the LIM will reply with a reply to excess report, DIC FTR, using excess reject status code SM. This means that disposal is proper but the item is being transferred and further action is deferred until after ETD.

(3) (Rescinded.)

d. *Forty-five days before ETD.*

(1) By mutual agreement between the GIM and the LIM, the LIM will begin action to amend existing LR item contracts/purchase orders which are not reassigned to the GIM. This will divert shipments of stock by quantities into storage activities of the GIM.The GIM will send addresses of the shipping destinations to the LIM.The LIM will retain the due-in.

(2) For consumable items, the LIM will furnish listings of all purchase requests to the GIM. Purchase requests are procurement actions that have not reached the award stage. Within 15 calendar days after the receipt of the listing, the GIM will annotate required changes and return one copy to the LIM.

e. Action of the AA. Before the effective date of the logistical transfer or decapitalization the losing AA will—

(1) Review alphabetical purpose code balances of affected items and establish controls to exclude those that may be needed immediately. (Examples are assembly operations, basic issue item(BII) requirements, and firm ILP requirements.) Controls will include informing the SAs of quantities to be retained. A logistical reassignment storage transaction, (DIC DZC/DCD) (para E-283(table E-301)), will be used for this notice.

(2) Review all loan records (jacket files) on accountable balances currently recorded in purpose code L (suspended-loan)and ensure that loan agreements are current and complete. Write the borrower, advising him or her of the pending LR and the address of the gaining AA. Include a copy of this correspondence in the loan jacket file. Coordinate with the gaining AA for transfer of the loan jacket file.

(3) Review all applicable balances currently recorded in condition code M. (These are items physically in a depot maintenance or contractor repair facility being repaired.) Expedite, as much as possible, the repair and return and reclassification of condition code M assets.

(4) Review the materiel request history and status file to determine the status of all outstanding MROs. Advise the SAs by the fastest means to expedite final processing of these documents and return MRCs or MRDs.

(5) Advise SAs to suspend any inventory counting and ensure that all current adjustments are completed and posted to the accountable records.

f. Thirty days before the ETD—

(1) The LIM will furnish the GIM a War Materiel Requirements Data Listing, showing the current computed data. This listing will be sequenced by NSN, DOD Service, and RIC within Service, major to minor. Include the quantity and value of the following:

(a) Other War Materiel Requirement (OWMR).

(b) Other War Reserve Materiel Requirement (OWRMR).

(c) Other War Reserve Materiel Requirement, Protectable(OWRMRP).

(d) Forecasted reparable return data, if applicable.

(e) Pre-positioned War Reserve Materiel Requirement(PWRMR).

(f) Pre-positioned War Reserve Materiel Requirement, Protectable (PWRMRP).

(g) Dollar value subtotals for Federal Supply Class, RIC, if allocated, and Service/Agency.

(h) Grand total dollar value.

(2) (Rescinded.)

(3) The LIM will mail the War Materiel Requirements Data Listing to the GIM together with War Materiel Requirements transactions, DIC DM__ The DM__ transaction, prepared per paragraph E-268 (table E-286), will show the original input from which the computed data was made. Upon receipt of the DM__s, the GIM will process them to recompute the war materiel requirements data as prescribed in AR 710-1.

(4) The LIM will furnish the GIM latest status of assets being held for litigation action.

(5) For consumable items being transferred, the LIM will furnish the GIM updated LR supply management data transactions, DICs DLS, DLT, DLU, DLV, DLW and DLX.

5-67. ETD actions

The following will be done during ETD:

a. The LIM will issue a LR storage information transaction, DIC DZC to their storage activities. This will serve as notification that stored wholesale stocks are now under the ownership and accountability of the GIM.

b. The LIM will decrease the inventory control record using DIC D9E (decrease-logistic transfer) or DIC D9F(decrease-decapitalization). The decrease will be through the use of the DD Form 1487 prepared as outlined in paragraph E-251 (table E-269).

c. The LIM will prepare and send to the GIM the transfer documents, by condition and location, using DIC DEE (logistic transfer)

or DIC DEF (decapitalization), prepared as outlined in paragraph E-251 (table E-269). The GIM may automatically reject invalid transactions using DIC DZG (transaction rejects), prepared as outlined in paragraph E-287 (table E-305).The GIM and LIM may telephone to resolve transactions that reject from the validation.

d. The LIM will advise the GIM of the latest data on assets being held for litigation.

e. The LIM will furnish memorandum due-in information(DIC DDX or DIC DFX) as of the ETD to the GIM. Information on quantity will show only that which may be transferred. Information will be sent to the GIM through use of the proper due-in transaction documents prepared according to paragraph E-257(table E-275 and paragraph E-258 (table E-276)).On receipt, the GIM will establish a memorandum due-in.

f. The LIM will furnish the GIM SA a Prepositioned Materiel Receipt Document (PPMRD), DIC DU___. It will be prepared as outlined in paragraph E-273 (table E-275) for each due-in from procurement on which the destination has been changed to the GIM. Also, the LIM will send its SA a PPMRD reversal (entry of an 11 zone punch in rp 25) to delete the PPMRD from their file.

g. Transfer of back orders to the GIM will be by referral or passing orders prepared in accordance with MILSTRIP. Back orders transferred between services and agencies will be funded. The losing AA will review back order records and take the actions below. They will be based on the current status of the back orders and funding.

(1) Back orders to customers by direct delivery from vendor will require the original procurement instrument to be amended. It advises the vendor that documentation must be sent to the gaining AA. The losing AA will prepare a referral order (DIC A4_) to send to the gaining AA. The gaining AA will file the customer's demand in the materiel request history and status file and accountable records and will continue supply. Referral orders will contain the following in the remarks blocks:

(a) The third position of the DIC will show a 5 or an E.

(b) The remarks block will show that action has been taken to meet the demand by direct delivery from the vendor. It will also contain the identification number of the procurement instrument.

(2) Back orders on ILP requirements will be processed by one of the methods below.

(a) Replenishment supply ILP demands will be transferred to the gaining AA by a referral order (DIC A4_). The losing AA or ILP fund code, constructed in accordance with paragraph C-10 (table C-21), will be placed in rp 52-53. When the gaining AA ships supplies, reimbursement billing will be sent to the losing AA(FAO) for payment. Besides paying the gaining AA, ILP billing instruments will be prepared in accordance with AR 37-80 to recover reimbursement from ILP fund appropriations.

(b) ILP demands pertaining to a pending "package" shipment will be retained on backorder by the losing ICP.

(c) ILP demands for items that have been logistically transferred to DLA or GSA and have not been placed on contract for direct delivery will be rejected to the USASAC. Reject status code CH will be used. USASAC will obligate funds from USASAC stock fund money, assign the proper fund code, and pass the requisition to the proper supply source. The same document number will be used.

(d) The losing AA will retain ILP demands for items that have been logistically transferred to DLA or GSA and have been placed on contract for direct delivery to the customer. On shipment, the losing AA will prepare ILP billing instruments in accordance with AR 37-80 to recover reimbursements from ILP appropriation.

(3) Back orders, other than those described in (2)(a) and (b)above, containing proper reimbursable fund codes, will be converted to referral order transaction (DIC A4_). These transactions will be sent to the gaining AA.

(4) Back orders, other than those described in (2)(a) through(c) above, not containing proper reimbursable fund codes, will be converted to referral order transactions (DIC A4_). These transactions will have the coding and annotations below in the remarks block:

(a) The third position of the DIC will be a 5 or an E.

(b) The signal code (rp 51) will be a C or an L.

(c) The remarks block will contain instructions to the gaining AA

to send billing instructions to the losing AA (FAO) for payment. Include the billing address and fund appropriation.

(5) All referral orders will require a compensating deletion of entries from the losing AA back order files. To delete, prepare a back order transaction (DIC DG_), with an 11 punch in rp 25.

(6) Also, a supply status transaction (DIC AE_) will be prepared and sent to the requisitioner, supplementary addressee, or the activity denoted in rp 54. It will advise that all later follow-ups on these demands will be made to the gaining AA.

h. Due-in information will be sent to the GIM. Use of the proper due-in transactions prepared as outlined in paragraph E-257 (table E-275 and paragraph E-258(table E-276)). DIC DD or DF series will be used.

(1) The losing AA will retain due-in records equal to retained back order records described in *e* above. All other dues-in will be deleted by a due-in reversal transaction(DIC DD_ or DF_ with an 11-zone entry in rp 25). The losing AA will also prepare due-in transactions (DIC DD or DF) without an 11-zone entry in rp 25, and send them to the gaining AA. The gaining AA will use these transactions to establish due-in records.

(2) Contracts on undelivered purchases may be administered by the losing or gaining AA. This depends on the agreement between the activities.

(a) When administered by the losing AA, undelivered quantities will be received into the accountability of the losing AA which will then make payment. Stocks will then be decapitalized (if stock fund)and transferred in accordance with the agreement.

(b) The gaining AA may divert deliveries of materiel to SAs other than those reported by the losing AA. The gaining AA will reimburse the losing AA for any added costs caused by the diversion(such as increased transportation expense or higher contract unit price). An exception is if the amount is minor and the losing AA waives reimbursement.

(3) On diverted shipments, the losing AA will correct all delivery instructions. This includes pre-positioned materiel receipt documents.

i. For items with Special Program Requirement (SPR), the LIM will prepare a status transaction and send to the forecasting activity.

j. (Rescinded.)

5-68. GIM post-ETD actions

The following will be done during the post-ETD:

a. The GIM will convert the DIC DEE or DIC DEF transaction received from the LIM to DIC D8E (increase-logistic transfer)or D8F (increase-capitalization). This establishes or increases the inventory balances. (This is not required on receipt of a DEE/DEF with a zero balance.) This will be done through use of the DD Form 1487 prepared according to paragraph E-251 (table E-269). The GIM may automatically reject invalid DIC DEE or DEF transactions using DIC DZG transaction rejects (See para E-287 (table E-305)). Telephone communication between the GIM and LIM is authorized to resolve DIC DEE or DEF transactions that reject from the validation process.

b. The GIM will process DIC DDX and DFX transactions received from the LIM to establish memorandum dues-in. If materiel(other than procurement) has not been received within 6 months of ETD, the GIM will delete the memorandum due-in. Memorandum due-in from procurement sources will not be deleted by the GIM unless the LIM cancels the procurement action.

c. The GIM, when appropriate, will furnish reconsignment instructions to the LIM for items due-in from undelivered LIM contracts. Reporting of receipts from these contracts after the ETD will be in accordance with paragraph 5-70.

d. Until new DEE or DEF transactions are received from the LIM and processed, the GIM will—

(1) Accept and process DEE or DEF reversals (11-zone entry in rp 25).

(2) Adjust accountable records.

(3) Stop processing any other transactions against the LR assets

e. When DIC DEE or DEF reversals are received with an incorrect zone punch, the GIM may elect to do one of the following:

(1) Contact the LIM to verify that reversal is proper and then correct the transaction to process it.

(2) Reject the transaction using DIC DZG, Transaction Reject, with reject advice code AE (rejected-quantity field invalid).

f. (Rescinded.)

5-69. LIM post-ETD actions

The following will be done during post-ETD:

a. The LIM will change the destination of undelivered purchases when the GIM requests. On changing the quantity due-in and destination, prepare and transceive a due-in reversal and new due-in to the GIM. Also, when an unawarded purchase request is awarded, prepare and transceive to the GIM a memorandum due-in, DIC DDX, and a PMRC, DIC DU_, to the applicable SA.

b. The LIM will enter litigation proceedings on all items in condition code L that are either on hand at ETD or later received by either the GIM or LIM on LIM negotiated contracts. The LIM will inform the GIM of actions being taken to resolve the litigation.

c. When an item previously transferred to the GIM is restored to an issuable condition or when inspection of stocks reveals a change in condition, the GIM will be informed. Notice will be an inventory adjustment transaction, DIC DAC, formatted as in paragraph E-254 (table E-272).

c.1. The LIM's SA will prepare a LR Storage Information Reply, DIC DZD, within 5 working days. This transaction will notify the LIM of the quantity transferred to the GIM's ownership. If the LIM's SA does not receive a DIC DZC, the SA will prepare and transmit a DIC DZD to the LIM with an A in rp 7. The DIC DZD will reflect each balance by condition code.

d. Upon receipt of the DZD (LR Storage Information Reply), the LIM will review the quantity.

(1) When the quantity in the DZD is greater than that in the DZC (LR Storage Information Document), the LIM will transfer the additional quantity to the GIM on a new DEE or DEF transaction.

(2) When the quantity in the DZD is less than that in the DZC, the LIM will complete the actions below within 30 calendar days after the ETD. This prevents a time lag between the ETD and correction.

(a) Within 24 hours, start to reverse the DEE or DEF (total quantity) transactions previously submitted for that transaction.

(b) Conduct research or request a special inventory when appropriate.

(c) Determine, based on research and inventory data, whether the quantity reported by the LIM SA is correct.

(d) Provide the GIM new DEE or DEF transactions on new document numbers, with the revised quantity.

(3) If the LIM cannot complete the above task within a 30-calendar day timeframe, he or she should tell the GIM of the problem and expected date for a solution. (It should not exceed 60 calendar days past the ETD).

(4) The LIM will give the GIM a new DEE or DEF with the proper quantity, condition, and location of an item when—

(a) The LIM had provided a DEE or DEF transaction with a zero balance, and

(b) The LIM receives from the SA, a DZD for this item that contains a transferable quantity. When this condition exists, no DEE or DEF reversal will be prepared.

(e) Ninety days after the ETD the LIM will furnish the GIM updated LR Contract History Data Transactions, DIC DLW, for consumable items being transferred.

(f) Two hundred and seventy days after the ETD the LIM will furnish the GIM updated LR Contract History Data Transactions, DIC DLW, for consumable items being transferred.

5-70. Receipt processing after ETD

a. Receipts from procurement.

(1) When either the GIM or LIM SA receives assets from procurement, this SA will send a materiel receipt transaction, DIC D4S, to the LIM.

(2) The LIM and GIM will process procurement receipts, received more than 1 year past the ETD, the same as those received during the ETD to 1 year time period.

(3) The LIM will—

(a) Process the SA initiated DIC D4S receipt transaction to reduce the due-in record. Record the amount of assets received on the accountable record.

(b) Decrease the inventory control record using DIC D9E or D9F.

(c) Prepare and send a materiel receipt transaction, DIC D4X, to the GIM.

(d) Prepare and send a logistics transfer (DIC DEE) or decapitalization (DIC DEF) transaction to the GIM.

(4) The GIM will—

(a) Use the DIC D4X transaction to reduce the memorandum due-in record.

(b) Use the DIC DEE or DEF transaction to record the amount of assets received on the accountable record.

(5) For materiel received for which litigation is required, the LIM will record assets on the accountable record in condition code L, and will reduce the due-in record. At this time, the LIM will not remove or change the GIM's memorandum due-in by producing a DIC D4X transaction. When the litigation proceedings are completed and the materiel is reclassified to an issuable condition, the LIM will provide to the GIM a DIC DEE or DEF transaction to make the LR and a DIC D4X to reduce the memorandum due-in. If materiel is returned to the contractor due to litigation proceedings, the LIM will inform the GIM by letter. The LIM must reestablish a due-in, if the materiel being returned to the contractor for deficiency correction will eventually be returned to the LIM's SA.

(6) When assets from procurement are received, for which there are no pre-positioned materiel receipt documents (PMRDs) recorded at the receiving SA, the SA will report receipt to the current GIM. If the GIM does not have a recorded due-in and the item was recently involved in an LR, the GIM will research and contact the LIM to determine proper reporting of the receipt for accurate accountability. If the LIM receives an incorrect procurement receipt (for which he or she did not initiate the procurement), the receipt will be rejected to the reporting SA in accordance with c below.

b. Receipts from other than procurement.

(1) The LIM's SA, on receipt of assets from other than procurement, will prepare and send a materiel receipt transaction, DIC D6_, to the LIM.

(2) The LIM will—

(a) Process the SA initiated DIC D6_ receipt transaction to reduce the due-in record and record the amount of assets received on the accountable record.

(b) Decrease the inventory control record using DIC D9E or D9F.

(c) Prepare and send a materiel receipt transaction, DIC D6X, to the GIM.

(d) Prepare and send a logistic transfer or decapitalization transaction DIC DEE or DEF to the GIM.

(e) Process and report assets generated after 1 year under the materiel returns program.

(3) The GIM will use the DIC D6X transaction to reduce the memorandum due-in record. Use the DIC DEE or DEF transaction to record the amount of assets received on the accountable record.

(4) When assets from other than procurement sources are received, for which there are no PMRDs recorded at the receiving SA, the SA will report the receipt to the current GIM. If the receipt is incorrectly reported to the GIM, the receipt should be rejected to the initiator with a DZG transaction (para E-287 and table E-305) and reject advice code AB (para C-43 and table C-67).

c. Receipt and adjustment transaction reject.

(1) When LIM validation of input transaction reveals there is no due-in record and activity address does not equal LIM activity, the LIM will prepare a transaction reject, DIC DZG, to the reporting SA for correct routing. The DZG will show the correct item manager, and reject advice code AB (para C-43 (table C-67)). DZG format is

described in paragraph E-287(table E-305). This includes LR transactions, for which no valid due-in exist, received more than 1 year after the ETD.

(2) When the responsible materiel manager is unknown and the processing activity cannot correct other errors, follow procedures of the AA for editing receipt transactions (para 5-25).

5-71. Discrepant receipts

On items which have been logistically reassigned, discrepant receipts will be reported as follows:

a. If PMRDs have been established, receipts will be reported to the LIM or GIM, in accordance with this section.

b. Procurement receipts for which no PMRD is recorded will be researched by the receiving SA in coordination with the recorded item manager. The item manager will direct the appropriate reporting of the receipt in accordance with LR procedures to assure accurate accountability of the assets is maintained.

c. Nonprocurement receipts for which no PMRD is recorded will be reported directly to the GIM. Lack of memorandum due-in identifies the transaction as a discrepant receipt not due in; transfer/decapitalization is not required for these receipts.

5-72. Followup for asset data

The GIM sends logistic transfer and decapitalization follow-up documents to the LIM for all items logistically transferred for which asset or due-in data are not received within 10 days after the ETD. These transactions will be identified by DIC DLA and prepared in the format at paragraph E-262(table E-280). For additional follow-up procedures see paragraph 5-74.

5-73. Reply to follow-up for asset data

a. The LIM will submit reply to logistics transfer/decapitalization follow-up (DIC DLB), prepared in the format at table E-281, to the GIM in response to DIC DLA follow-up transactions.

b. The DIC DLB response documents will contain the proper asset transfer status codes (para C-15 (table C-31)) to advise the GIM of one of the following:

(1) No assets are available for transfer.

(2) DIC DEE or DEF logistic transfer or decapitalization transactions were previously submitted. Duplicate transactions will be submitted.

(3) DIC DEE or DEF logistic transfer or decapitalization transactions will be submitted.

(4) No assets are available for transfer but due-in exist. Due-in transactions will be submitted.

5-74. Follow-up for due-in data

The GIM will submit a Logistics Reassignment Delinquent Due-In Follow-up (DIC DLC), prepared in the format at table E-282 to follow up for due-in data as follows:

a. The GIM will initiate follow-up action for all due-ins whose estimated delivery date (EDD) for delivery of materiel is delinquent for more than 30 calendar days. The delinquent date will be computed from the date furnished on the due-in transaction (DIC DDX/DFX memo due in) provided by the LIM on the ETD. Revised due-in dates that subsequently become delinquent by 30 calendar days will also be subject to follow-up transactions .

b. The GIM will also follow-up 30 calendar days after the ETD for materiel pending procurement/contract action by the LIM when the due-in transaction (DIC DDX/DFX memo due in) contains a blank or invalid EDD. The second follow-up will be 60 calendar days after ETD for all due-ins with invalid or blank EDDs. The second follow-up will have "2" in rp 7 of the DLC. Non-response to the second follow-up will result in offline intervention by the GIM. All due-ins with invalid or blank EDDs 90 calendar days after the ETD will be included in the reconciliation (see paragraph 5-76). Based on the response, the GIM will determine if additional follow-up/reconciliation action is required.

5-75. Reply to follow-up for due-in data

a. Replies to delinquent follow-ups (DIC DLC) will be prepared

by the LIM using the logistics reassignment delinquent due-in response (DIC DLD) prepared in the format at table E-283. The DLD response transaction will contain the appropriate asset transfer status code (table C-3 1).

b. To preclude the need for follow-up transactions by the GIM, the LIM will provide revised due-in dates as they occur utilizing DIC DLD transactions and asset transfer status code AF.

5-76. Service/Agency due-in reconciliation

The reconciliation process will be used to verify that the GIM is in receipt of all procurement/contract award information and the most current EDDs available. This procedure will also ensure that all items still pending procurement/contract award on the ETD are still valid.

a. Reconciliation of due-ins for logistically reassigned materiel will be initiated 90 days after the ETD and semiannually thereafter by the GIM for all materiel not received.

b. The first reconciliation will be no earlier than 90 days after the ETD and no more frequently than semiannually. The GIM will submit DIC DLE, logistics reassignment due-in reconciliation request transaction (format is at table E-284), to the LIM for all NSNs still due-in. The DLE transaction may be submitted by magnetic tape in lieu of transceived via DAAS when agreed to by the GIM and LIM. Reconciliation will be requested for all NSNs still due-in regardless of the presence of an EDD for delivery of the materiel that is not delinquent.

c. The LIM will ensure that due-in information for all items still pending procurement/contract action, pending delivery, or in litigation, is readily available to respond to the reconciliation request. Replies to reconciliation due-in request will be prepared by the LIM using the logistics reassignment due-in reconciliation response transaction (DIC DLF) (para E-267, format at table E-285), with the appropriate asset transfer status code from table C-31 entered in rp 65-66.

Section VIII Physical Inventory Transactions

5-77. General

The policy in this section applies to the wholesale level of supply in accordance with AR 740-26. The retail inventory policy is contained in AR 710-2. The transactions prescribed in this section implement the policy of these two Army regulations.

a. Special selected item statistical sampling and complete inventories are planned; scheduled, and accomplished in accordance with AR 740-26 for wholesale level and AR 710-2 for retail level.

b. The AA may request spot inventories on receipt of MRDs and if the discrepancy cannot be reconciled.

c. The forms, formats, and codes prescribed in this chapter are required when requesting and reporting inventory results.

(1) Paragraphs E-259 (table E-277) (DIC DJA) and E-261 (table E-279) (DIC DKA) show the formats used to request inventories and reports counts of inventories.

(2) Type of physical inventory/transaction history codes (para C-45 (table C-69)) are used in physical inventory documents to identify the type of inventory being conducted/requested, or to identify requests for transmission of custodial balances/transaction history.

(3) Management codes (para C-35 (tables C-52 through C-57)) are used for supplemental data not provided in the physical inventory document.

(4) DD Form 1487 (paras B-11 and E-250 (table E-273)) is used to adjust inventory records.

d. All receipts prepared during the inventory for which materiel is placed in stock, recorded on the locator records, and included in the inventory count will be preinventory transactions. For this purpose, rp 73-75 will show a date before the inventory cut-off. All other receipt documents will show a date in rp 73-75 after the inventory is completed. As an exception, receipts are completed during an inventory to meet emergencies. The receipt documents

will show a post-inventory date in rp 73-75. When materiel is included in the inventory count, the count transactions will be adjusted to reduce the quantities received. The receipt documents will be processed to the asset balance records after completing the inventory. Internal procedures will be set to account for the inventory count control, and processing of the receipt documents.

5-78. Special Inventories

a. If the AA considers it necessary to inventory an individual item, a physical inventory document (DIC DJA) will be sent to the SA. The type of physical inventory/transaction history code will be entered in rp 7 of all requests. DIC DJA will be submitted using only physical inventory/transaction history codes A, B, C, D, E, or F. Special inventories (for all condition codes of a given item) will be requested by entry of physical inventory/transaction history code C in the DJA. When information for a specified supply condition code is required, code D will be entered in rp 7 of the DJA. Type of physical inventory/transaction history codes are listed at paragraph C-45 (table C-69). The AA will set cutoff dates that will be entered in rp 62-64 of the request.

b. RP 72 of the physical inventory document may contain a management code. It will convey other instructions or information to the SA receiving the request for count. Management code Z (exception data) will be used if no other one is available for a given situation. When management code Z is used, give special instructions in the remarks block of the transaction, or in correspondence. Send by courier or mail to the SA.

c. SAs will report results of special inventories requested by the AA within 10 calendar days after the cutoff date; physical inventory document DIC DKA will be used. One transaction will be used for each condition code of the item inventoried. For subsistence items, one DIC DKA transaction will be generated for each date packed/expiration date within supply condition code. When punched card transactions are used, they will be prepared on general purpose cards.

d. When MRDs occur, that quantity will be posted as an increase to the on-hand balance. Denials will contain management codes 1-7 or B.

(1) When management code 1 or 6 is used, AAs will suspend quantities in all condition codes until research is completed (AR 740-26).

(2) When management code 2 is used, AAs will suspend the quantity in the denied condition until research is completed.

(3) When management code 3, 4, or B is used, the availability record will not be suspended.

(4) When management code 5 is used, the AA will suspend the quantity in the denied condition until a reclassification or reidentification adjustment is received from the SA.

(5) When management code 7 is used, the AA will suspend quantities in all serviceable condition codes until research is completed.

e. When physical inventories are requested because of actions in d above, request documents will contain type of physical inventory code E (spot inventory all condition codes) in rp 7. The AA will establish controls to ensure that—

(1) Research, with later adjustments as required, is completed within 30 days of receipt of the denials.

(2) An inventory adjustment report (IAR) is prepared.

f. When MRDs occur because stock is unsuitable for shipment to a requisitioner, management code B from the MRO transaction (DD Form 1348M) will be carried in the MRD transaction. The AAs will reinstate quantities to accountable records, and inventories will not be requested.

g. A segment of the inventory may be frozen when the accuracy of balances are suspect because of materiel denials, when the balances are being verified after physical inventory, or when other reasons justify temporary restriction of an SA. Assets remain frozen until an accurate balance is posted. Under these circumstances, the balance as to ownership and purpose, condition, and location will be retained. AAs must establish this inventory balance freeze through the use of internal code, a record mark, or a similar device when the

denied quantity plus the on hand balance are greater than \$800 or when the denied item is a controlled one. This will be mandatory to avoid sizable loss adjustments before research.

5-79. Requesting and reporting recounts

a. When a recount is required, the AA will prepare physical inventory request documents. Management code M (recount requested) will be entered to show a request for recount.

b. SAs will recount and report results to the AA within 5 work-days after the cutoff date. The physical inventory document, DIC DKA, that contains management code M (recounted) will be used to report recounts to the AAs.

c. Recount is not required when the value of the variance for the NSN is \$800 or less and the item is not controlled.

5-80. Adjustments

a. The AA will reconcile the inventory count to accountable records. Differences in count and record quantities with a value of \$800 or less will be automatically adjusted. A materiel adjustment document will be used (DIC D8A or DIC D9A). Differences with a value of over \$800 will be suspended pending research (AR 740-26). Adjustments between condition codes revealed through inventories will not be shown as a gain or loss. All adjustments will be coded by using DICs and management codes listed in this regulation.

b. For reconciliation of inventories, the ICP may request transaction history and/or custodial balances from the SA for analyzing inventory discrepancies. The history/balance will be requested using DIC DZJ (para. E-289 (table E-307)) and the type of physical inventory/transaction history code in rp 7 (para C-45 (table C-69)). DIC DZJ will be submitted using only physical inventory/transaction history codes W, X, Y, or Z. When the transaction history is requested, the transaction history time frame (start date and number of prior days history required) will be entered in positions 25-3 1. The storage activity will provide the transaction history data using DIC DZK (para E-290 (table E-308)). The transmission media will be based on the media code entered in rp 60 of the DIC DZJ request. The SA will provide custodial balances using the DIC DKA transaction. The type of physical inventory/transaction history code Y or Z in rp 7, taken from the DIC DZJ request, identifies the quantity as a custodial balance only.

c. Once the causes of potential/actual inventory adjustments are determined by causative research, they will be classified, analyzed, and evaluated so action may be taken to correct the situation which caused the error. DOD assigned error classification codes will be entered in record positions 73-74 of physical inventory count transactions (DIC DKA) and record positions 63-64 of inventory adjustment transactions (DIC D8A/D9A). Record positions 75 of the DKA and 65 of the D8A/D9A may be used to insert an intra-Service code to amplify the DOD assigned portion of the error classification code. However, within Army, rp 75 of the DKA and rp 65 of the D8A/D9A will remain blank. For analysis and evaluation, error conditions will be identified to the operation in which they occurred (e.g., receiving, issue, etc.) and classified by type within each operation. For reporting purposes, each operation and each error type have been identified by an alphabetic or numeric code as shown in paragraph C-21 (table C-36).

d. Controls will be set to identify all inventory adjustments and reversals as to the number of gains, losses, reversals, and the dollar value of each category. Reversals of DIC D8A/D9A inventory adjustments are a required capability which must be implemented with proper controls. Procedures for reversing adjustments will contain, as a minimum, the following controls:

(1) If research reveals that a supply transaction was unposted or posted incorrectly and there is documentary evidence to that effect, the transaction will be posted or reversed and posted correctly.

(2) Inventory adjustments posted to correct the effects of a supply transaction error will be reversed to allow the supply transaction to post correctly, but inventory adjustments must be reversed within 2 years of the date of the original inventory adjustment. If 2 years

have elapsed since the original inventory adjustment, an additional inventory adjustment will be required.

(3) Reversals will reflect the same National stock number, quantity, document number, condition code, and management code as the transaction being reversed.

(4) Reversals to supply transactions and inventory adjustments will be approved by the second level of supervision.

(5) Copies of reversal transactions, approvals, supporting transaction histories, and supporting documentary evidence will be retained for 2 years.

(6) A prior inventory adjustment of equal quantity will not be reversed to resolve a current inventory discrepancy without documentary evidence of a corresponding supply transaction error.

(7) Automated controls will be implemented to the maximum extent possible to prevent unauthorized reversals of transactions.

(8) Reversals against transactions processed within the adjustment reporting period will be separated and identified to report:

(a) Gross adjustment during the current period,

(b) Reversal of prior quarter's adjustment transactions,

(c) Reversal of current quarter's adjustment transactions, and

(d) Total value of net adjustments during the current period (i.e., value of net gains added to value of net losses).

e. All adjustments in storage before the inventory count will be sent to the AA before the inventory cutoff date.

5-81. Location record audit

Location data will be reconciled with the AAs records in accordance with AR 740-26. The format prescribed in paragraph E-288 (table E-306) will be used when auditing a location record. For subsistence items only, location reconciliation request transactions will include the date packed/expiration date. Inventories will be scheduled in accordance with AR 740-26.

5-82. Storage item data changes

AAs will send storage item data changes to correct storage custodial records, item locator records, and bin tags, using DIC DZB. See paragraph E-282 (table E-300) for detailed format. Storage item data changes resulting from AMDF update will be processed using DIC DZB. DIC DZB will update accountable and custodial records at the same time.

Section IX Stock Status Reporting

5-83. General

a. This section prescribes standard procedures for the following:

(1) The interchange of stock status information between other Military Services.

(2) Army distribution systems organized with centralized inventory control but decentralized accountability.

b. For the other Military Services and Army inventory managers to centrally maintain their current position of total assets, a daily or periodic record of all transactions must be collected. This information will be interchanged through the use of transaction detail status transactions and asset balance status transactions (general purpose transaction forms).

5-84. Transaction detail status reporting

a. The AA will prepare detail status documents to interchange information between the Army and another Military Service. This will be for DIC D-series transactions requested by the owning Military Service. Documents will be prepared in accordance with format shown in paragraph E-281 (table E-299). They will be sent on schedules mutually agreed to by the owning Service and the Army AA.

b. The AA will also prepare detail status documents to interchange information between an Army AA and an Army nonaccountable activity for DIC D-series transactions. This does not apply for DICs DEE, DFE, DHA, DJA, DKA, DU_ and DW_ (Purpose code W is reserved for BII assembly). Documents will be prepared in

accordance with the format in paragraph E-281(table E-299). The AAs will send these documents as prescribed by the NICPs.

c. Date packed/expiration date fields may be left blank in transactions used below the wholesale level and in asset status reporting transactions.

5-85. Asset balance status reporting

a. The AA will prepare asset balance status documents to interchange information between the Army and another Military Service. Documents will be prepared in accordance with the format in paragraph E-281 (table E-299). They will be sent on schedules mutually agreed to by the owning Service and the Army AAs.

b. The use of the asset balance status document to supplement the transaction detail status document is optional within the Army. When required by NICPs, Army AAs will prepare documents in the format at paragraph E-281 (table E-299). The AA will send the documents as prescribed by the NICPs.

Section X

Transfer of Repairable Items From Storage to Maintenance Activities for Repair and Return

5-86. General

a. This section prescribes procedures for moving repairable items from a SA to a maintenance activity for repair and return. Both activities must be located at the same installation.

b. The repairable item below will be recorded in condition code F under the proper ownership or purpose code.

(1) Those scheduled for major repair and overhaul by a maintenance activity.

(2) Those (unserviceable-economically repairable) not scheduled for repair or overhaul.

c. The installation commander will prescribe scheduled movement of repairable items from local SAs to local maintenance activities. This will be based on an authorized repair schedule or work order. Total or incremental movement may be as required.

5-87. Transfers from storage to maintenance activity

a. As repairable items are delivered to the maintenance activity and accepted for repair, this will be reported to the AA by a materiel adjustment transaction (DIC DAC). The transaction will show a condition code transfer from F to M (suspended-in work). Items transferred to a maintenance activity for processing that can be completed within 5 days or less will not be reported.

b. When movements are incremental, one document number may be assigned to the first materiel adjustment transaction with suffix code A. Other incremental movements of the same item will be identified with sequential suffix codes from B to Z.

c. All transfers may be further controlled by the use of authorized forms between the storage and maintenance activities.

5-88. Transfers from maintenance to storage activity

Transfers of items from the maintenance to the SA will be reported as follows:

a. Repaired items, without change of stock number, will be reported to the AA by a materiel adjustment transaction (DIC DAC). It will show a condition code transfer from M (suspended-in work) to the condition code determined by inspection at completion of repair.

b. Economically repairable items returned to storage without repair because of program close-down will be reported to the AA. A materiel adjustment transaction (DIC DAC) will be used. It will show a condition code change from M (suspended-in work) to F (unserviceable-repairable).

c. Items the maintenance activity considers uneconomically repairable will be returned to storage and reported to the AA by the SA. A materiel adjustment transaction (DIC DAC) will be used. It will show a condition code change from M to H (unserviceable-condemned) or P (unserviceable-reclamation). The AA will, provide the SA disposition instructions for these items.

d. When repair changes the original item so much that the stock number is changed (as prescribed by the authorized repair schedule or work order), the SA will report the return of the completed item to the AA by two materiel adjustment transactions:

(1) DIC D9Z, showing the original stock number, condition code M, and management code A (stock number changes).

(2) DIC D8Z, showing the new stock number, condition code determined by inspection at completion of repair, and management code A.

e. In all cases, the AA will transfer and record reclassified items to the proper ownership or purpose code.

5-89. Serial numbers

When the AA needs serial numbers of items for subsidiary serial number records, the numbers will be annotated as exception data on all materiel adjustment transactions. The transactions will be sent to the AA by courier or mail.

5-90. Adjustment of accountable and inventory control records

The AA will use materiel adjustment transactions to adjust on-hand balances to both accountable and inventory control records. Controls may be set so that review of these documents will show progress of a repair schedule or work order. The AA will also consider balances shown in condition code M as physically in possession of a maintenance activity for repair and due-in from repair. Therefore, due-in entries on due-in records are not prescribed.

5-91. Transfer of repairable items to other repair activities

Transfer of repairable items from one storage installation to another, or to a commercial contractor repair facility, will be as prescribed in section XI.

Section XI

Processing Shipments to and From a Contractor Repair Facility

5-92. General

a. This section prescribes AA procedures for delivery of unserviceable repairable items from SAs or installations to a contractor's repair facility.

b. Before items are shipped to a contractor, those held by a SA will be accounted for in condition code F (unserviceable-repairable). Items may be shipped to a contractor directly from condition code F. However, accountability will be as prescribed in paragraph 5-93.

5-93. Accountability

The AA will account for property delivered to a contractor's repair facility. An on-hand inventory control record identified with an authorized assigned RIC for the contractor will be used. Assets will be recorded as condition code M (suspended-in works) and in the proper ownership or purpose code when shipped to a contractor's repair facility. They will remain in this code until returned to an SA or delivered to an authorized user.

5-94. Shipments from a storage activity

The AA will direct shipments of repairable items to a contractor's repair facility by use of a MRO (DIC A5_) or its equivalent. Fund code GM (issue of end item to repair activity) will be shown in rp 52-53. Special shipping instructions may be included with the MRO transactions as exception data. At the same time, with the preparation of the MRO dropping the assets from the SA or other installation location, the AA will establish a dues-in for the assets at the contractor's repair facility under the officially assigned RIC.

a. Fund code GM (para C-10 (table C-21)) will be used to make these transactions to maintain proper accountable records. This will be as follows:

(1) The AA will process an issue, with fund code GM, that results in an issue transaction (DIC D7M). This will remove the quantity from issuable assets.

(2) With release of the DIC A5_ that directs the SA to ship to a

contractor repair facility, a dues-in DIC DFM will be established and associated with the contractor's repair facility.

(3) On notice of receipt at the contractor's repair facility, the AA will process the notice picking up the item in condition code M and in the proper ownership or purpose code. DIC D6Z will be used.

b. The AA will furnish shipping instructions to repair facility (if not included in the repair contract). Normally, these instructions as a minimum, will contain—

(1) Contract identification.
(2) Item stock number and nomenclature.
(3) Quantities of the item being shipped and identity of the SAs from which shipped to the contractor.

(4) Complete, in-the-clear shipping address of each SA to which repaired items will be returned. Addresses from DOD 4000.25-6-M will be used. Each address will be shown separately with a 14-digit document number and the number of repaired items to be returned to each SA addressee.

(5) Information to the contractor that when repair results in change of stock number, all shipping documents used to return items to SA stocks will show the new number.

(6) Information to the contractor that all exterior shipping container markings show the proper document number ((4) above) and other special markings.

(7) Information to the contractor that all shipping documents will show the document number ((4) above) and that copies will be sent to the AA at the time items are shipped to SAs. These documents will include bill of lading number and method and date of shipment.

(8) Information to the contractor that when items received for repair are uneconomically repairable, report it promptly to the AA. When these reports are received, the AA will give the contractor special disposition instructions. Instructions may direct disposal at the contractor's repair facility or return to a SA for disposition. If the contractor's repair facility disposes of the item, certification will be required from the contractor.

c. Using document number, quantities, and name of SA (c)(4) above) and stock number that may be required (c)(5) above), the AA will establish a dues-in DIC DFM at the applicable storage location. To prevent duplication of assets, consider those already on hand as due in. Output from this processing will be PMRD, DIC DWM. It will be sent to the SAs to receive the repaired items from the contractor's repair facility. SAs will process PMRDs in accordance with section III.

d. On receipt of the materiel receipt transactions (DIC D6M), from SAs reporting returned items from the contractor's repair facility, the AA will process a receipt due-in. If processing makes a debit adjustment to condition code M, do not make a corresponding credit adjustment to this code, using DIC D9C, with management code E, at the time of receipt. Records will be updated accordingly.

e. When returns from the contractor's repair facility are received under a new stock number due to modification during repair, use the materiel receipt transaction (DIC D6M) from the SA to pick up the item under the new number. Correct all records under the old stock number.

5-95. Shipments from a user installation

Reparable items may be shipped to a contractor's repair facility directly from the user installations when the item manager directs. DD Form 1348-1 will be prepared as in paragraph 4-81c. Use return advice code IZ for this type shipment. Shipping installations will provide the AA copies of the DD Form 1348-1 that cover the shipment of materiel. When the AA receives notice that the contractor has received the items, receipt will be recorded in condition code M and the proper ownership or purpose code. It will also be with the RIC of the contractor's repair facility. Return of the materiel to a SA will be as prescribed in paragraph 5-94.

5-96. Direct delivery to user from contractor repair facility

When direct delivery of repaired items is needed to meet user requirements, the AA will—

a. If the contract does not provide shipping instructions for direct delivery to a customer:

(1) Prepare an issue transaction.
(2) Suppress the output of the DIC A5_ documents.
(3) Provide the repair facility with the necessary shipping documents.
(4) Post the DIC A5_ document to the materiel request history status file.

b. On receipt of notice of shipment of the materiel:
(1) Prepare a materiel release confirmation transaction (DIC AR0).

(2) Post to the proper file.
c. If assets have previously been scheduled to be returned to a SA but were instead shipped direct to a customer:

(1) Adjust accountable dues-in records.
(2) Adjust the PMRDs for the SA that had been scheduled to receive the repaired item.

Section XII Assembly and Disassembly Operations

5-97. General

This section prescribes standard procedures for processing documents on assembly and disassembly operations between an AA and a depot. Documents described in this section are required for the following:

a. Expenditure of component items to an assembly operation to create assemblages as items of issue.

b. Expenditure of assemblages to a disassembly operation to recover component items as individual items of issue.

c. Expenditure or recovery of components to or from an assemblage to update the component content. Update is required because of engineering changes or other factors. Scheduled overhauls by a major maintenance activity are excluded.

d. Expenditure or recovery of components to or from a major or end item (basic issue items) before storage or issue.

5-98. Document Identification, formats, and codes

Formats and codes that apply to this section are described in the paragraphs below:

a. Requisitions (DIC A0_), paragraph E-1 (table E-1).
b. Referral order (DIC A4_), paragraph E-6 (table F-6).
c. Materiel release order (DIC A5_), paragraph E-7 (table E-7).
d. Materiel release confirmation (DIC AR0), paragraph E-31 (table E-33).

e. Materiel release denial (DIC A6_), paragraph E-9 (table E-9).
f. Supply management document (DIC BKZ), paragraph E-155 (table E-154).

g. Due-in transaction (DIC DFL or DFQ), paragraph E-258 (table E-276).

h. Pre-positioned materiel receipt (DIC DWL or DWQ), paragraph E-274 (table E-292).

i. Materiel receipt (DIC D6L or D6Q), paragraph E-247 (table E-265).

j. Document identifier codes, paragraph C-1 (tables C-2 through C-9).

k. Fund codes, paragraph C-10 (table C-21).

l. Purpose codes, paragraph C-37c (table C-60).

m. Condition codes, paragraph C-22b (tables C-38 and C-39).

n. Management codes, paragraph C-35 (tables C-52 through C-57).

5-99. Accountability for assembly components and assemblages

Assembly components reserved for assembly and assemblages reserved for issue, or for disassembly, will be accounted for and stored as follows:

a. The serviceable component items below will be accounted for in purpose code F (reserved for production and maintenance) as capitalized assets:

(1) Those that have been procured and received for assembly.

(2) Those recovered from disassembly operations and needed for future assembly.

b. BII shortages that have been procured, received, recovered, or reserved to complete end items or assemblages before issue will be accounted for in purpose code W (reserved for BII). These assets are funded by Operations and Maintenance, Army (OMA) or PA. Regardless of the FIA category of the components reserved in purpose code W, they will not be accounted for as stock fund-owned assets by the command maintaining (not managing) the assets. The fund code used with the requisitioning of these assets will determine the proper financial general ledger to record the receipt of these inventories. Requisitions from one AMC MSC to another AMC MSC or to DLA or GSA for assets required in purpose code W will cite the proper OMA or PAA fund code of the ICP requisitioner.

c. Serviceable assemblages or major end items that are 100 percent complete in components of end item (COEI) and basic issue items (BII) will be accounted for and stored in condition codes A, B or D, as appropriate.

d. Assemblages or major end items that are short Components of End Items (COEI) or Basic Issue Items (BII), making the end item incomplete (as defined in AR 700-18, chapter 8), so that immediate issue is precluded, will be accounted for and stored in condition code G (unserviceable-incomplete).

e. Assemblages scheduled for complete disassembly to recover component item will be accounted for and stored in purpose code F (reserved for production and maintenance) pending issuance of a disassembly order. In an emergency, the disassembly order may be issued to expand the assemblage directly from any purpose code without first transferring to purpose code F.

f. Accountability for component items will be dropped from purpose code F at the time the AA issues an assembly order directing an assemblage as an item of issue. Besides, the AA will establish a due-in entry in due-in records for the assemblages to be created. This due-in entry is memorandum accountability for the assemblage until it is physically completed and reported ready for issue. The standard price of the assemblage to be created will be shown in financial records (in process of assembly). Financial record must agree with the inventory. Financial adjustment transactions will compensate for any monetary gain or loss to inventory caused by price variances between cost of components expended and cost of the completed assemblage. When stock-fund components are expended to a nonstock-fund assemblage, the AA will bill internally to reimburse the stock fund from PA or OMA fund allocations.

g. Accountability for BII component items will be dropped from purpose code W at the time an AA issues—

(1) An assembly order to complete an end or component item for shipment, or

(2) A change order directing the addition of BIIs to a previously completed end or component item.

h. Accountability for assemblages will be dropped at the time the AA issues a disassembly order. A due-in will be established for each component item to be recovered because of disassembly. Financial records will be adjusted to agree with inventory.

i. When accountability for component items, BIIs, or assemblages are dropped and the items are transferred from regular storage sites to an assembly or disassembly work area, they will not be subject to further regular or special inventory procedures. This will prevent reconciling “in-flow” document for these items during later physical inventories or stock record adjustments.

j. The SA will requisition technical manuals for manufacturers’ publications that are BIIs from the St. Louis AG Publications Center or the AA for the end item. Manuals and publications are not accountable, therefore, the consignor will not document their receipt.

5-100. Assembly, disassembly, or component change schedules

a. The AA will prepare schedules for assembly, disassembly, or component changes. Schedules will be in line with requirements for

assemblages, disassembly for component item recovery, or updating existing assemblages. They will be coordinated with the assembly depot for approval before issuing assembly, disassembly, or component change orders.

b. The AA may issue interim schedules for emergency assembly, disassembly, or component changes. However, requirements must not have been expected or forecasted for inclusion in the schedules (a above).

c. All schedules may include—

(1) Assembly parts lists.

(2) Desired production schedule.

(3) Quantities requiring domestic and oversea pack.

(4) Quantities of assemblages needed for programs such as ILP and GFP.

(5) Information on components that will need modification or depot fabrication before they are included in assemblages.

d. Assembly depots will advise the AA of any proposed changes in assembly schedules. (As an example, revised production output caused by interim schedules, revised set assembly parts list, shortages, and priority workloads). Schedules will be amended as mutually agreed between activities.

5-101. Release of assembly or component change orders

a. Assembly, disassembly, or component change orders will be released to the assembly depot at least 15 workdays before the scheduled starting date.

b. As much as possible, the AA will not release assembly or component change orders until there are enough components at the assembly depot to create or change assemblages to a ready-for-issue condition. When conditions preclude issuance of an assembly or change order (a above), the AA will advise the assembly depot so that work schedules may be changed.

c. The assembly depot will report promptly discrepancies in stock number, condition, quantity of assemblages, or other factors that may delay assembly or change to the AA. Further instructions will be requested from the AA.

d. If component shortages develop during component stock selection from storage for transfer to assembly work areas, or during assembly or change, the assembly depot will suspend operations and report shortages promptly to the AA. Further instructions or approval for delivery of the components will be requested from the AA.

5-102. Entries for assembly, disassembly, or component change order document

Besides normal document entries, the entries below are required:

a. *Quantity.* Quantities are shown in rp 25-29 on all documents will be the maximum to be expended, recovered, or assembled according to the order.

b. *Document numbers.* These will be consecutive document number sequence. The lowest document number will be entered in the “control” document (e.g., the referral order or MRO (disassembly order), the PMRD (assembly order), or the supply management document (component change order). Document numbers assigned to the other documents in the order will be in consecutive ascending sequence.

c. *Supplementary address.* RP 45 will contain alphabetic Y. RP 46-50 will contain the Assembly Order Control Number (AOCN) (para 5-103).

d. *Signal code.* The signal code in rp 51 of the MRO will be as follows.

(1) A—when stock-fund component items are to be expended to a stock-fund assemblage. When used, the AA must bill internally to reimburse the stock-fund from PA and OMA funds.

(2) D—when stock-fund component items are to be expended to a stock-fund assemblage, nonstock-fund components are to be expended to a stock-fund, or a nonstock-fund assemblage.

e. *Fund code.* The fund code in rp 52-53 on all MROs will be as follows.

(1) The proper fund code in AR 37-1 for expenditures of stockfund components to an OMA or PA assemblage.

(2) The proper fund code in the 4 series for expenditures of stockfund components to a PA assemblage.

(3) Fund code GL (issue to assembly or disassembly) or GQ(issue to BII assembly)—for nonreimbursable expenditures. (As an example, a stock–fund item used for a stock–fund set or a PA item used in a nonstock–fund set.) These codes will provide for the creation of the proper issue transaction document(DIC D7L/D7Q) to update the financial records and reports.

f. Document count. RP 54–56 will contain the document count. Document counts will include all transactions in the order. Document counts from 1 to 999 will be shown in the normal manner, with digits preceded by zeros when required. Document counts exceeding 999 will be shown by an alpha character in rp 54. See table 5–3. They represent ascending graduations of 100 documents (e.g., 2,742 document, including the “control” document, would be T42).

**Table 5–3
Alpha Characters In RP 54 for Assembly/Disassembly/Change Order Document Counts**

Alpha Character	Document Count
A	1,000
B	1,100
C	1,200
D	1,300
E	1,400
F	1,500
G	1,600
H	1,700
I	(not used)
J	1,800
K	1,900
L	2,000
M	2,100
N	2,200
O	(not used)
P	2,300
Q	2,400
R	2,500
S	2,600
T	2,700
U	2,800
V	2,900
W	3,000
X	3,100
Y	3,200
Z	3,300

Notes:

Orders more than 3,399 documents will show the count as exception data on the ‘control’ document. All documents will be sent to the assembly depot by courier or mail. In this case, all documents will contain zeros in rp 54–56.

g. Purpose code. RP 70 of all documents will contain the purpose code—

- (1) From which the item is to be expended or selected, or
- (2) To which the item will be reserved when recovered.

h. Condition code. RP 71 will contain the proper condition code on record from which the item is to be expended. RP 71 may also identify the condition code recorded at the assembly depot from which an assemblage is to be selected for component change.

i. Management code. RP 72 of all documents in all orders will contain management code A (assembly or disassembly) (para C–35 (tables C–52 through C–57)).

5–103. Assembly order control numbers (AOCN)

The AA will establish registers, controls, and other support records to control assignment and agreement of AOCNs.

a. The AOCN will be restricted to five positions.

(1) The first position will identify the type or order. (For example, A will identify an assembly order, D a disassembly order, and C a component change order).

(2) The second through fifth positions will present the serial position of the AOCN. Since the AOCN must always be associated with the assemblage stock number in the order “control” transaction, the AOCN between two or more different orders must not be duplicated.

b. Assembly orders will be assigned an AOCN when issued. All of the separate assemblages to be created on the order with the same stock number will have the same component item content. (That is, if one assemblage is to be assembled short component items, then all assemblages created on the order will be short the same component items.) When an assemblage is created for which the AOCN will not be needed for future identification on records, in storage, or later issue, 9999 will be assigned, prefixed with A.

c. Disassembly orders will not be assigned an AOCN if the assemblage to be disassembled is already identified on records and in storage with an AOCN. The previously assigned AOCN, prefixed with D, will be used. Multiple assemblages with the same stock number but with different AOCNs may be disassembled on the same order. Show the lowest AOCN, prefixed with D, in rp 46–50 and list the others in the remarks block. The prepositioned materiel receipt transactions (DIC DWL) included in the disassembly order will contain the lowest AOCN, prefixed with D. The quantity field of each transaction will show the consolidated total of the multiple assemblages to be disassembled. When the assemblage is not shown on record or in storage with a previously assigned AOCN, show D0000 in rp 46–50 of all transactions in the disassembly order.

d. Component change orders will not be assigned AOCNs when the assemblage to be updated in storage already has one. The previously assigned AOCN, prefixed with C, will be used. When the assemblage is not shown on record or in storage with a previously assigned AOCN and is needed for future identification, assign one to the order. When future identification is not needed and a previously assigned AOCN is not on records, assign C9999.

e. Besides AOCN assignment and control, the AA will maintain necessary support records (jacket files or equivalent). Records will show component item content of all assemblages in storage when the AOCN is a controlling factor for future issue, component changes, disassembly, or inventory. When the AOCN is incident for issue or assemblages to users, it will be entered on referral order documents(DIC A4_), or MRO documents (DIC A5_), as exception data in the remarks block. Send to the shipping depot by courier or mail. The AOCN records maintained by the AA will also be consulted to control issues of assemblages when component item shortages must be supplied(chap 4).

5–104. Identifying assemblages by AOCN In storage

Assemblages with an assigned AOCN will be located in storage in the normal manner by assemblage stock number and condition code. However, within each assemblage stock number and condition code location, assemblages will be arranged to permit ease of selection by AOCN number. Therefore, at least the AOCN will be stenciled on the assemblage container or affixed to the assemblage. The marking must readily identify the assemblage within a location for future selection. Only the last four digits (excluding 9999) of the 5–digit AOCN will be used in marking the assemblage for storage. Assemblages short of components should not be stored with complete assemblages. Packing lists on exterior container should show items assembled short.

5–105. Initial input and output documentation

Initial input and output documents to the inventory control records for the creation of assembly, disassembly, or component change orders will be as follows:

a. An internally generated requisition will be used as initial input to expend components to assembly or expend assemblages to disassembly. Output from the processing will be as follows.

(1) An MRO (DIC A5_) to the assembly depot from an AA in a centralized supply distribution system, or

(2) A referral order (DIC A4_) from a nonaccountable activity to an AA for later conversion to an MRO (DIC A5) in a decentralized supply distribution system.

b. A due-in transaction (DIC DFL or DFQ) will be used as initial input to establish due-in records for assemblages to be created, or component items to be recovered, because of issuing assembly, disassembly, or component change orders. Output from this processing will be a pre-positioned materiel receipt transaction (DIC DWL or DWQ). It will be sent to the assembly depot, or operations, for use in reporting receipts resulting from assembly, disassembly, or component changes.

c. Reporting of receipts will be as shown in table 5-4.

Table 5-4
Receipt Reporting from Assembly/Disassembly/Component Changes

Items: End items for assembly, conversion, or modification

How to Report Receipt: Send materiel receipt (other than procurement instrument) transactions shown by DIC D6L. Prepare in the format at paragraph E-247 (table E-265).

Items: End items from repair or testing. Do not include items being repaired at a maintenance facility.

How to Report Receipt: Send materiel receipt (procurement instrument) transactions shown by DIC D4M (para E-246 (table E-264)) or materiel receipt (other than procurement instrument) transaction shown by DIC D6M (para E-247 (table E-265)).

Items: Items one Service or agency is repairing for other.

How to Report Receipt: The repairing Service or agency may, by mutual agreement, record in the item record of the other Service or agency those reparable items received for repair. Send materiel receipt (other than procurement instrument) transactions shown by DIC D6A (para E-247 (table E-265)).

Items: Returns of unused materiel originally issued for destructive testing.

How to Report Receipt: Send materiel receipt (other than procurement instrument) transactions shown by DIC D6G (para E-247 (table E-265)).

5-106. Document content of assembly, disassembly, or component change orders

Minimum required for assembly, disassembly, or component change orders will be documents listed in paragraphs a through c below. (These orders may also include other documents (e.g., packing lists, packaging data sheets, special assembly or disassembly instructions, instructions for disposal of components, and pilot set assembly data).)

a. Assembly orders will contain—

(1) *Control document.* A PMRD (DIC DWL), showing the stock number, unit of issue, and quantity of the assemblages to be assembled on the order.

(2) *Component expenditure documents.* MRO document (DIC A5_) for each component item to be used to create the assemblage shown in the control document described in(1) above. Each MRO will show the quantity for each item to be expended on the entire order.

b. Disassembly orders will contain—

(1) *Control document.* An MRO (DIC A5_) for the assemblage or assemblages to be expended to disassembly. This document will contain the stock number, unit of issue, and quantity of the assemblage to be disassembled.

(2) *Component recovery documents.* A PMRD (DIC DWL/DWQ) for each component item to be recovered from disassembly required by the order.

c. Component change orders will contain any of the following:

(1) *Control document.* A supply management document (DIC BKZ) that contains the stock number, unit of issue, and quantity of the assemblage that is to be updated or the major end item to which BII is to be applied.

(2) *Component expenditure documents.* An MRO document (DIC A5_) for each component item that is to be expended to the assemblage in storage to initiate action.

(3) *Component recovery documents.* A PMRD (DIC DWL/DWA) for each component item that is to be withdrawn from the assemblage to start updating.

(4) *Expenditure and withdrawal of components.* Both of the documents described in (2) and (3) above when components are to be expended and withdrawn at the same time of updating.

5-107. Transmission of orders

Although these procedures are mainly designed for electrical transmission of data to assembly depots, this is not encouraged. Assembly depots may cite methods of transmission and provide the AA with address data. Conversely, AA may provide assembly depots with specific address data for receipt of return document.

5-108. Preliminary control of orders by assembly depot

The assembly depot will set controls to ensure that assemblages directed for disassembly or component changes are available. They must be available before committing expenditure or recovery documents that accompany disassembly or component change order to processing. This is essential to avoid later reversals of many PMRD or MRO transactions from the processing system when the assemblages are not available.

5-109. Processing assembly, disassembly, or component change order documents by assembly depots

Assembly depots will establish procedures and controls for processing all documents.

a. MROs (DIC A5_) will be processed through normal issue routines to select component items or assemblages from depot stock for transfer to assembly or disassembly work areas. Results may include preparation of a DD Form 1348-1 or DD Form 1348-1 Automated. It will be used as a materiel selection and tally document between the SA and the assembly and disassembly activity.

b. PMRDs (DIC DWL or DWQ) will be used to control the progress of assembly when received with an assembly order. When received with a disassembly or component change order, these documents will be used to report withdrawal and return to storage (or other disposition) of components recovered from disassembly or change of action. (See sec III, this chap, for preparation of materiel receipts (DIC D6Q) and send to the AA.)

c. Supply management documents (DIC BKZ) will be used to select the assemblage from storage (for updating) or the major end item from storage to which BII will be applied or changed. On completion of updating, the following will be done:

(1) The supply management document (DIC BKZ) will be duplicated. It will contain management code L (instruction accomplished) in rp 72 when the updating did not change the condition of the assemblage from that shown in rp 71 of the supply management document received from the ICP.

(2) If updating caused a change in condition from that shown in rp 71 of the supply management document, the assembly depot will use this document as a source document to prepare a materiel adjustment(DIC DAC) to show the change in condition. The materiel adjustment will contain management code Z (exception data). The AOCN will be shown in the remarks block.

(3) The AA will use the documents described in (1) and (2)above that are returned from the assembly depot to adjust inventory records and update the assembly jacket files.

d. Assembly or disassembly documents received with orders will be used as specified by the AA, on assembly or disassembly operations and documentation of assemblages.

e. Assembly depots may prepare listings of such transactions for use in assembly, disassembly, or component change operational work areas as control or work sheets.

5-110. Exchange of components

Follow instructions in a and b below when components have been transferred from depot stocks to assembly work areas. They have also been dropped from accountability and are unsuitable for inclusion in an AOCN-identified (other than 9999) assemblage in storage.

a. When a like serviceable component is available in depot stock to exchange one for one, do the following:

(1) Prepare a materiel adjustment transaction (DIC DAC). Show in rp 66 the condition of the unsuitable component withdrawn from the assembly work area, or from the AOCN identified assemblage in storage. Show the condition of the serviceable component withdrawn from depot stocks in rp 71. Assign a depot-initiated document number to the transaction and send to the responsible AA directing the assembly.

(2) Do not show the AOCN of the materiel adjustment transaction (DIC DAC) on one for one exchanges ((1) above). Also, a management code is not necessary.

b. When a like serviceable component is not available in depot stock to exchange one for one, do the following:

(1) Prepare a materiel receipt transaction (DIC D6L or D6Q) to report return of the unsuitable component from the assembly work area to depot storage. If ILP quality materiel is needed as a replacement, state this in the remarks block. Include the following on materiel receipt transaction.

(a) A depot-assigned number.

(b) The AOCN, prefixed with an A or a C, applicable to the order in process of assembly or change in rp 46–50.

(c) The condition of the component returned to depot stock in rp 71.

(d) Management code A in rp 72.

(2) Prepare a materiel receipt transaction (DIC D6L or D6Q) to report return of the unsuitable component removed from an AOCN-identified assemblage in storage because of a maintenance or surveillance inspection. If ILP quality materiel is needed as a replacement, state this in the remarks block. Include the following in the materiel receipt transaction.

(a) A depot-assigned document number.

(b) The AOCN, prefixed with X, in rp 46–50.

(c) The condition of the component returned to depot stock in rp 71.

(d) Management code A in rp 72.

(3) Send the materiel receipt transactions ((1) and (2) above) promptly to the AA responsible for the assembly operation or assemblage in storage. This applies even though the stock number of the replacement component is not managed by the AA.

5-111. Identifying shortage reports from assembly or disassembly operations

These reports are transactions that contain management code A in rp 72. This code must be reviewed with the document identifier and the AOCN data in rp 46–50 (or in the remarks block). These reports are as follows:

a. MRD transactions (DIC A6_). These reports are messages from the assembly depot that seek further AA management decisions as follows:

(1) Assembly or component change order (A or C in rp 46) has been suspended because the component shown in the stock number field are not available. Request further instructions, or request that the component be sent to this depot.

(2) Disassembly order (D in rp 46) has been suspended because assemblage or assemblages shown in the stock number field are not available. Request further instructions or recommend canceling the disassembly order. (This transaction may be sent by mail, with AOCNs shown in the remarks block when there are multiple assemblages with different AOCNs. List only AOCNs that are not available.)

b. Materiel receipt transactions (DIC D6L or D6Q). These reports (comparable to transactions in a above) are messages from the assembly depot that seek further AA management decisions as follows:

(1) Component is unsuitable for inclusion in an assemblage and has been returned to depot stock in the condition shown in rp 71. Like serviceable items is not available in depot stock for exchange. Assembly or component change order (A or C in rp 46) has been

suspended pending further instructions or availability of replacement component.

(2) Component was unsuitable during the maintenance or surveillance inspection and has been withdrawn from the assemblage shown by the AOCN (prefixed with X) in rp 45–50. Unsuitable component has been returned to depot stock as classified in rp 71. Replacement component is not available in depot stock. Assemblage has been administratively suspended in storage pending further instructions or delivery of replacement component. This report may be sent by courier or mail if ILP quality replacement is required (shown in the remarks block.)

c. Supply management transaction (DIC BKZ), with management code T (warehouse denial) in rp 72. These reports are messages from the assembly depot that seek further AA management decisions. For example, assemblages shown in the stock number field are not available at this depot. Request further instructions or cancel component change order that apply to unavailable assemblages.

5-112. Deteriorating component items

a. To reduce extensive maintenance or surveillance of assemblages, the items below will not be included. As an exception, prompt issue of the assemblage to a user is about to occur.

(1) In storage deteriorating items.

(2) Items susceptible to area standardization.

(3) Items requiring frequent testing or analysis.

(4) Peculiar items.

b. The AA will maintain detailed information on items (jacket files) excluded from AOCN-identified assemblages. Before issue, the AA will prepare component change orders for adding items to assemblages, or inform the user of these shortages.

5-113. Canceling orders

If an assembly, disassembly, or component change order must be canceled before it is completed, the AA will direct the following:

a. If the assembly depot has not yet committed expenditure documents (MROs, DIC A5_) to issue processing, documents will be returned to the AA by mail. Correspondence for reversal to inventory records will be sent with the documents. Document count for the order being canceled will be checked to ensure all are returned.

b. If the assembly depot has committed expenditure documents to issue processing and the components or assemblages have been assigned to the assembly work areas, all materiel will be returned to storage locations. Returns will be reported to the AA on depot-initiated materiel receipt documents. Data in these documents will be the same as the original expenditure documents that issued the materiel to the assembly work area. Document counts for the order being canceled will be checked to ensure that all are returned.

5-114. Selected Item Management System-Expanded (SIMS-X)

a. The Selected Item Management System-Expanded (SIMS-X) is the Army's system for improved centralized asset knowledge and control (vertical materiel management) of selected secondary items. The primary goal of SIMS-X is to improve the use of assets already in the supply system.

b. The SIMS-X process applies to Army-managed Army Stock Fund (ASF) and Procurement Appropriation (PA) secondary items and repair parts. Implementation of SIMS-X provides the wholesale item manager with visibility of assets and requirements for selected items at those intermediate and retail levels supported by—

(1) The Standard Army Intermediate Level System-ABX (SAILS-ABX).

(2) Direct Support Unit Standard Supply System (DS4).

(3) AMC Standard Installation Supply System (AMC SISS).

c. Formats for preparation of SIMS-X documents (DIC DZA and DIC DZE) are shown in paragraphs E-280 (table E-298) and E-285 (table E-303). SIMS-X is discussed more fully in chapter 3, AR 710-1.

Formula:

$$C_t + A(C_r + C_o) < \sum_{i=1}^N \frac{S_i D_i}{\sum_{k=1}^i} \frac{C_o}{(1+j)^k - .5}$$

Where C_t = Transportation cost for bulk movement between an LIM storage site and the primary distribution depot.

C_s = Shipping cost (cost to pick, pack, and make ready for shipment) per line item for commodities such as electronics; per ton for other commodities.

C_r = Receiving cost (cost to receive and put away) per line item for commodities such as electronics; per ton for other commodities.

A = Number of line items under review at an LIM storage site when C_s and C_r are expressed as costs per line item; tons when C_s and C_r are expressed in tons.

C_o = Operating cost (added annual cost to maintain a line item at a storage location) per line item. (See note 1.)

i = Subscript for item ($i = 1$).

S_i = Stock on hand of item in units of issue at the LIM storage site.

D_i = Annual forecasted demand of item in units of issue for population to be supported.

N = Number of line items under review at the LIM storage site.

j = Discount or interest rate. This represents the average rate of return on private investment before corporate taxes and after adjusting for inflation.

k = Any year that represents the year in which stock is exhausted ($k = 1$).

Notes.

1. The following factors should be considered in the evaluation of C_o :
 - a. Cost of taking physical inventories.
 - b. Cost of ICP location files.
 - c. Cost of duplicate locator systems.
 - d. Cost of duplicate bin issue locations.
 - e. Cost due to loss of space consolidation.
 - f. Cost due to loss of freight consolidation.
 - g. Cost of shelf life surveys.
 - h. The differential in estimated second destination transportation costs (may be positive, negative, or zero).
 - i. The differential between costs of commercial storage sites or commercial versus Army storage sites.
 - j. Other additional costs at ICP or storage location.
2. Ratio S/D , if not a whole number, should be rounded to the nearest whole number before applying the formula.
3. If the incremental annual cost C_o is more likely to approximate a continuous expenditure stream than an annual lump-sum payment, the discount factors can be modified.
4. The left side of the formula represents the cost to bulk-move the materiel from the LIM storage site to the appropriate storage location. The right side represents the additional operating costs to maintain materiel at the LIM storage site.

Figure 5-1. Economic decision criterion for movement of materiel (logistical reassignments)

Chapter 6 Logistic Support Activity/ Logistic Intelligence File (LIF)/Central Demand Data Base (CDDB)

Section I General

6-1. Factors affecting logistics operations

a. There are two channels of logistic intelligence. They are: Supply requisitions and supply status documents and their movement through supply channels; and transportation documents on consolidation and movement of supplies through transportation channels. The Army's LIF unites the supply and transportation functions Systems through three basic conditions essential to logistic intelligence:

(1) Automation of the standard supply and transportation systems, Military Standard Requisitioning and Issue Procedures (MILSTRIP), and Military Standard Transportation and Movement Procedures (MILSTAMP);

(2) The electronic transmission of requisition, status, receipt, and transportation lift notices and receipt posting; and

(3) The automatic acquiring of essential data from the Defense Automatic Address System (DAAS).

b. The LIF is an on-line computerized data base that centralizes the collection, correlation, and retrieval of supply (MILSTRIP) and transportation (MILSTAMP) data on Army sponsored requisitions placed on the wholesale logistics system. These data are compiled primarily from image copies of requisitions and related status provided by DAAS to the LIF. This continuous flow of MILSYSTEM documentation to the LIF provides the following:

(1) A single source for determining the supply and/or transportation status of requisitioned materiel, to include status of the individual line contents of any combined shipment unit moving through the transportation system, available to commanders at all levels at any time through tracking on the LIF.

(2) Visibility of individual segments of the supply and transportation pipeline, which furnishes an overview of the supply distribution system and enables Army managers at all levels to determine the effectiveness of the supply support being provided by Army and other managers to field units.

c. The LIF data base does not include class I (subsistence), class III (bulk petroleum), and security assistance materiel.

6-2. Purpose of LIF

When a requisition is transmitted to the proper supply source through the DAAS, an image copy is provided to the LIF, from which a basic record is created. As supply and shipment statuses are transmitted through the DAAS, the record is automatically updated. MILSTAMP transportation status is provided directly to the LIF and integrated into the requisition record. For DSS requisitions, oversea receipt and posting data are included in the file. The accumulation and assembly of this information enables the LIF to—

a. Provide a single source of logistics intelligence. To furnish supply and transportation pipeline progress of a requisition from the time it is sent through DAAS to the time the materiel is received and posted to the requisitioning activity's accountable record.

b. Provide a single source for commanders of requisitioning activities to determine status of a requisition.

c. Provide a capability to divert, reconsign, expedite, or suspend items or shipments on short notice.

d. Provide for reconstitution of shipments involved in casualties of aircraft, ships, or other conveyances.

e. Inform commanders of requisitioning activities of shipment delays caused by labor disputes, acts of God, or other casualties.

f. Provide commanders of requisitioning activities shipment and lift data.

g. Provide port liaison and help to deploy Army forces.

h. Provide mass cancellation service in coordination with other commands and activities.

i. Provide special analysis and LIF products tailored to customer needs.

j. Provide, when all transactions on a requisition are completed, a definitive history, by transaction dates, of support to Army customer(s).

6-3. Central Demand Data Base (CDDB)

The CDDB is the Army's central repository of all individual requests for issue generated by the organizational level. Individual requests for issue are transmitted from user level computer systems to the LCA using the DIC BAH format (para E-62, table E-54).

6-4. Purpose of CDDB

The purpose of the CDDB is to—

a. Provide a central repository of individual demands; to identify individual demands to an end item application.

b. Collect DIC BAH data which has been automatically generated from requests for materiel and cancellation requests from the organizational level as they are processed through a retail supply system to include the AMC Installation Supply System (AMCISS). (DICs A0_, DHA, and AC_ in the standard automated systems will trigger creation of DIC BAH.) These individual demands will contain, when applicable, an End Item Code (EIC) identifying the end item for which the repair part is being requested.

c. Provide consumption data which can replace engineering data in the development of Support List Allowance Computation (SLAC) and Failure Factors (FF) associated with end items.

d. Provide information related to repair parts usage by end item, organization, or geographic area over a period of time.

e. Provide reports and special analyses as required to fulfill customer requirements.

6-5. Documentation

Codes, forms, formats, and rules for entry of data are stated in appendixes B, C, D, and E, and in DOD 4500.32-R.

6-6. Responsibilities

a. *Commanders of requisitioning activities.* They will—

(1) Send requisitions through established logistics support channels of the wholesale supply system. Requisitions sent through DAAS will be automatically shown on the LIF. Exception requisitions will be sent directly to the supply source. A copy will be sent to the LCA.

(2) Prepare follow-up and cancellation documents according to chapter 3 and send them via the DAAS to the wholesale system.

(3) As required, maintain liaison with the LOGSA on technical supply or transportation problems.

(4) Identify to LOGSA the DOD Activity Address Code (DODAAC) key logistic support units for which intensive tracking and data extracts will be required.

(5) Identify to the LOGSA applicable project codes that will appear in requisitions sent to support certain contingencies and emergencies.

(6) Provide to LOGSA directly through AUTODIN or DAAS individual requests for materiel and cancellation requests to be recorded on the Central Demand Data Base (CDDB). These will be a by-product of the various retail systems which will automatically generate a DIC BAH and transceive it to the LCA whenever a DIC A0_, AC_ or DHA is processed. The individual demands, prior to being rolled together with other demands in a replenishment requisition, will contain an End Item Code (EIC) when applicable.

b. *Commander, LOGSA.* The LOGSA will—

(1) Maintain current supply and transportation statuses of requisitions sent to the LIF.

(2) Advise commanders of requisitioning activities of supply and transportation statuses.

(3) Provide extracts of management data for the level of detail desired by commanders of requisitioning activities.

(4) When requested, in coordination with Military Traffic Management Command (MTMC) area commands, void, divert, suspend, split, remark, reconsign, and identify shipments moving through air and surface terminals.

(5) Keep records based on movement documents furnished by

MTMC area commands and the LOGSA representative at outloading terminals. They will be used to reconstitute requisitions due to loss or damage during movement.

(6) Provide liaison representation at air and surface outloading facilities to help record movement data and send it to LOGSA.

(7) Develop and maintain a two year data base of demands from LOGSA Army retail activities to include AMCISS on the CDDB.

(8) Provide extracts of management data from the CDDB, as required, for use by system/project/program managers and field users.

c. Transportation operating agencies. MTMC area commanders and Military Airlift Command (MAC) will—

(1) Provide timely movement documents and data to LOGSA to help establish and maintain records to show current movement control statuses of Army sponsored shipments.

(2) Coordinate, as required, with the LOGSA to void, divert, suspend, split, remark, reconsign, and identify shipments moving through terminals.

(3) Assist LOGSA by identifying carrier when reconstitution of requisitions is necessary due to shipment loss or damage while en route overseas.

d. Commanders of supply sources. Commanders of supply sources will—

(1) Receive requisitions and process according to chapter 4.

(2) Provide supply status via DAAS to the requisitioner.

e. Commanders of shipping activities. Commanders of shipping activities will—

(1) Provide shipment status via DAAS to the requisitioner.

(2) Prepare and submit transportation control and movement document (TCMD) (DOD 4500.32–R).

(3) Send transportation tracer (DOD 4500.32–R), as requested.

(4) Provide shipment consolidation data from consolidation and containerization points directly to LOGSA.

Section II

Supply and Transportation Action Status

6–7. Scope

This section outlines supply and transportation related products and services furnished by LOGSA.

6–8. Requisition status

a. The LOGSA has the capability to provide status and information to commanders of the requisitioning activities based on data in the LIF. Management reports will be available to commanders of requisitioning activities and logistics managers. These reports will be for the level of detail required by the commanders of requisitioning activities. These reports will be based on a combination of one or more of the data elements below.

(1) *DODAAC.* Identification of the DODAAC or codes of certain logistic units assigned to support a given task force, theater, or emergency situation.

(2) *Project code.* Identification of the unique three position code assigned to a specific project.

b. Based on the data extracted, using one or more of the parameters above, the total requisition information will be shown in a report grouped by supply source. It will show the documents' position in the logistic pipeline. The data elements within supply source are—

(1) Total requisitions.

(2) Cancellations.

(3) Rejects.

(4) Back orders.

(5) Status other than back orders.

(6) Released.

(7) Shipped but not lifted.

(8) Lifted or received by supply support activity.

(9) Aging back orders.

c. The details of the report are capable of identifying individual requisition numbers comprising the totals in b(1) through(9) above.

d. The above type of requisition information can be provided daily or at a frequency acceptable to the requestor, commanders of requisitioning activities and logistic managers.

6–9. Customer Inquiry system

A requisitioning manager may use a number of modes to access the LIF data base for requisition status. The requisition document number and transportation control number (TCN) may be used. Urgent inquiries are normally received via DSN or priority message. Numerous inquiries should be batched and sent via AUTODIN according to LOGSA procedures. The LIF may also be accessed by use of previously approved remote terminals. This is presently limited to requisition number or transportation control number (TCN). Remote terminal may get access to the LIF through any of three modes (i.e., dialup, ARPANET, and AUTODIN). Activities that require remote terminal access to the LIF should send a memorandum to LOGSA, ATTN:AMXLS–IMS, Redstone Arsenal, AL 35898–7466. Use the format identified in DA Pam 700–30 at figure 3–25.

6–10. Movement status Information

a. Guidance for movement coordination is in DOD 4500.32R. However, to provide commanders of requisitioning activities with prompt supply and movement status information, other requirements on movement coordination are provided in this section.

b. Movement information is maintained within the LIF through LOGSA cross reference file which relates shipment TCNs to certain requisition document numbers.

c. Shipping status data will be furnished to LOGSA via DAAS. Activities will provide shipment receipt and lift data directly to LOGSA. See paragraph E–315 (table E–335). Shipment status transactions for APO parcel post shipments will only be sent the commander of requisitioning activities on request. The commander of operations being supported may not have the ability to receive and process shipment and lift data transactions. In this case, a listing will be sent. The media used for transmittal will depend on the ability of the requesting activity.

6–11. Preparation and transmission of shipment and lift LOGSA Information

LOGSA will—

a. Ensure that shipment detail lift transactions or a shipment and lift items list is furnished to the commanders of requisitioning activities, when requested.

b. Prepare and send shipment detail lift data.

(1) Provide shipment detail lift data on an individual vessel or flight basis as requested by the commanders of requisitioning activities.

(2) Transceive or otherwise dispatch data to the commanders of requisitioning activities.

c. Prepare and dispatch a shipment and lift item listing. Using shipment status transaction, receipt or lift data, and routing data, provide information as follows:

(1) Discharge terminal.

(2) Stock number.

(3) Nomenclature (15 positions).

(4) Unit of issue.

(5) Quantity.

(6) Document.

(7) Suffix code.

(8) Supplementary address.

(9) Date of lift (date shipped for APO shipments).

(10) Distribution code.

(11) Project code.

(12) Priority.

(13) Vessel or flight number. (Enter "APO" for APO shipments.)

(14) Transportation control number.

Section III Special Capabilities

6-12. Reconstitution of requisitions for materiel lost or damaged

a. When advised that shipment was lost in transit, movement documents and shipment status transactions will be used to reconstruct requisitions.

b. In coordination with the MTMC area command, LOGSA will reconstruct shipments as directed by HQ AMC.

(1) The MTMC area command will furnish all TCMD on lost or damaged vessels or aircraft to LOGSA (DOD 4500.32-R).

(2) The LOGSA will—

(a) Receive TCMD or data from the MTMC area command (DOD 4500.32-R).

(b) Provide a list of single line item requisition document numbers that comprise the lost or damaged shipment unit.

(c) Duplicate original requisition transactions using stock number, unit of issue, and quantity entered in the shipment status transactions. Send reconstituted requisition transactions, in groups, via DAAS to wholesale supply sources for reprocessing. Supply sources will set controls to preclude later rejections as duplicates.

6-13. Diversions

Materiel intransit may be diverted when directed by HQDA, HQ AMC, materiel managers, or at the request of the commanders of requisitioning activities according to DOD 4500.32-R.

6-14. Frustrated cargo

a. LOGSA in coordination with supply managers, shipping activities, and the MTMC area command, will—

(1) Stop, when practicable, movement of supplies when requisitions are canceled, overshipped, or for other reasons, and

(2) Obtain disposition instructions from the supply source.

b. Documentation will be according to DOD 4500.32-R.

6-15. Tracers

Follow procedures in DOD 4500.32-R.

6-16. Control cases

During emergencies, certain supply actions or materiel movements will require command interest or intensive management. LOGSA can do this. Commands and activities that need intense management may contact LOGSA to establish a control case on a certain document or TCN or group of numbers. LOGSA will expedite supply action and lift of materiel. LOGSA will also advise the requesting organization of all changes in supply and movement status as they occur.

6-17. Special analysis

LOGSA will provide special analysis and other products to support specific customer requirements according to DA Pam 700-30.

Chapter 7 Materiel Returns Program (MRP)

Section I General

7-1. General

This chapter covers all materiel that is excess to authorized retention levels. This includes those items listed on an authorization document (TOE, MTOE, TDA, JTA, CTA) which have been declared as excess. This chapter does not apply to the items listed below:

a. Critical and intensively managed items authorized for automatic returns according to AR 710-1.

b. Depot level inventories managed by CONUS inventory control points.

c. Contractor inventory. See Federal Acquisition Regulation.

d. Bulk petroleum products.

e. Facilities engineering and real property maintenance or construction material and civil works inventories (except NSN centrally managed/stocked items).

f. Cemeterial items.

g. Nonappropriated fund property.

h. Printing, binding, and related equipment.

i. Interservice reporting of excess Class V ground (surface) ammunition. Intra-Army reporting of excess ammunition will be governed by this regulation.

j. Lumber products not stocked by DLA and GSA.

k. Coal and coke.

l. Perishable and nonperishable subsistence.

(1) Perishable subsistence items, except for perishable subsistence returns from Navy Mobile Logistics Support Fleet Ships in the Pacific area. (All fresh fruits and vegetables, however, are exempt from this regulation.)

(2) CONUS excess nonperishable subsistence is reported per procedures established by DLA. Overseas excess nonperishable subsistence will be reported to the Commander, U.S. Army Support Activity, ATTN: STSAP-MDS, 2800 S. 20th Street, Philadelphia, PA 19101-3460.

m. Repairable assemblies reported as cited in AR 12-8 and authorized for return with credit by a Supply Support Arrangement (SSA).

n. Complete Army aircraft:

(1) DA will issue disposition instructions for serviceable aircraft.

(2) Unserviceable aircraft beyond maintenance price limitations will be reported for disposition as cited in TB 43-0002-3.

o. Hazardous materiel and toxic waste. See paragraph 8-4 for disposal guidance for hazardous and toxic materiel.

p. Items posing health and safety risks. See paragraph 8-4 for disposal guidance for items posing health and safety risks.

q. Personal property from law enforcement agencies and SJA claims. See paragraph 8-4g(2) and 8-4h for disposal guidance for personal property from law enforcement agencies and SJA claims.

7-2. Use of excess materiel

a. *Screening.* Before reporting property as excess, commanders of Army installations and activities will ensure its maximum economical use.

b. *Redistribution of Military Assistance Program (MAP) property, Army materiel.* This property, declared excess by the recipient Government, will be processed as prescribed in this regulation and AR 12-1.

c. *Redistribution of MAP property, DLA and GSA materiel.* DLA managed items will be reported to the U.S. Army Security Affairs Command, New Cumberland Army Depot, New Cumberland, PA 17070-5096. GSA items will be reported to the General Services Administration (GSA) (FCSI), Washington, DC 20406.

d. *Ammunition.* Excess ammunition items will be reported to command headquarters for redistribution before reporting to the ICP.

e. *ATCOM excess screen.* The DAAS will route to ATCOM the DLA/GSA excess report replies (DIC FTR) that indicate the materiel is not returnable (Excess Transaction Status Codes TC, TK, and SL). Simultaneously, DAAS will send the reporting activity a DAAS customer excess report information status transaction (DIC FTQ) with Status Code TZ. This transaction tells the reporting activity that the excess report has been forwarded to ATCOM for possible filling of war reserve deficiencies. (See para 7-14 for ATCOM processing of DLA/GSA DIC FTR documents.)

f. *Care of excess materiel.* Materiel reported on FTE documents will not be scheduled for maintenance or overhaul. However, it will be given minimal care and preservation to prevent deterioration, damage, or loss by theft.

7-3. Reporting criteria

The accountable property office will prepare a report of customer excess materiel on DD Form 1348. Reporting activity will ensure the actual materiel condition is the same as that reported. Exception

data, when required, will be recorded on the reverse side of the form and mailed to the ICP.

a. Army-managed items, dollar value criteria. All excess Army-managed items regardless of dollar value will be reported except as indicated in below listed paragraphs and paragraph 7-5c. (Note: This policy voids the use of excess transaction status code "SL" for Army only.) Recoverability code "Z," "O," "F," and "H" items in condition code "H" may be disposed of without reporting.

b. DLA managed items. DLA items will be reported as prescribed in section V, this chapter.

c. Grant Aid materiel. Line items with total dollar value less than \$ 100 will be used or disposed of by the holding activity. All other grant aid items will be reported to the U.S. Army Security Affairs Command, New Cumberland Army Depot, (NCAD), New Cumberland, PA 17070-5096. (See AR 12-1.)

d. GSA managed items. GSA excess materiel will be reported as prescribed in section IV, this chapter.

e. Army National Guard. The Chief, Army National Guard Bureau, may name specific items to be reported. The State U.S. Property and Fiscal Officer (USPFO) will report these items to the National Guard Bureau.

f. Communications Security (COMSEC) materiel. Excess COMSEC materiel will be processed according to AR 380-40.

g. Research and development. Excess materiel generated from AMC research, development, test and evaluation projects will be reported to the proper ICP.

h. Historical properties. The Chief of Military History will control and dispose of historical properties. These items will be reported as prescribed in AR 870-5.

i. Major items. All excess major items, regardless of acquisition cost, age, or condition, will be reported for disposition instructions. Those that are uneconomically repairable will be reported as condition code "H" or "P" depending on the absence or presence of reclaimable components. (See para C-22b, table C-38.)

j. Medical. Excess Army-owned medical materiel will be reported according to AR 40-61.

k. Industrial plant equipment (IPE). Holding activities will report IPE items to ICPs according to AR 700-43. The ICP will furnish the reporting activity a DIC FTD. A date of final disposition instructions will be entered in rp 70-73. Disposition instructions (DIC FTR) will normally be furnished within 15 working days from the FTE document date. After the ICP screening for Army requirements, disposition instructions (DIC FTR) will be furnished the reporting or holding activity. The ICP will determine if the IPE should be reported to the Defense Industrial Plant Equipment Center (DIPEC), Memphis, TN 38114-5213. If so, an FTR, with status code T4, will be furnished the holding activity. The holding activity will report IPE on DD Form 1342 (DOD Property Record) to DIPEC. It will be within 10 days of receipt of the T4 status. The document number used to report the items to the ICP will be shown on DD Form 1342. DIPEC will provide disposition instructions to the reporting or holding activity within 10 days of receipt of DD Form 1342.

l. Warranty items. All unserviceable/repairable items which are under warranty (see AR 700-139, DA Pam 738-750 and DA Pam 738-751) and classified as condition code W will be returned/reported to the proper NICP using either ARI or MRP procedures, as applicable.

7-4. AIMI Items

Serviceable assets, on hand and due in, in excess of the current month's negotiated level, plus the succeeding 1-month negotiated level, are considered excess. Any excess stocks will be reported to the MSC for disposition using ARI or MRP procedures, as applicable.

7-5. Reporting of noncataloged and nonstandard commercial items

These items are not listed in the Army Master Data File (AMDF)

and include manufacturer part-numbered items. Reporting of excess noncataloged and nonstandard commercial items will be as follows:

a. Those items contained in authorization document (TOE, MTOE, TDA, JTA, CTA), with a line item value of \$1000 or more, will be reported off-line to the proper wholesale source of supply. (For exceptions to this rule, see *c* below.) Sufficient exception data to positively identify the item must be included. Reporting of excess noncataloged and nonstandard commercial items will be as indicated below. DIC FTG may be used for initial reporting as indicated in paragraph 7-7.

b. The following groups of items, regardless of whether they are contained in an authorization document, will be reported to the wholesale supply source. Unless otherwise specified below, the dollar value criteria for excess reporting of these items will be established by the wholesale supply source. For excess communications/electronics equipment not meeting the dollar value criteria listed below, the provisions of paragraph 7-5d apply.

(1) Noncataloged and nonstandard electronic and communications equipment with a unit price of \$ 1,000 or greater will be reported to the U.S. Army Communications and Electronics Command, Fort Monmouth, NJ 07703-5000. Exception data for these items include the following information when known:

(a) Manufacturer's catalog identification number.

(b) Technical order and date.

(c) Technical manual number and date.

(d) Item name and description.

(e) Make and model number.

(f) Series and special number.

(g) End item application.

(h) Other data pertinent to the identification of the item.

(2) Test measurement and diagnostic equipment with a unit price of \$300 or greater will be reported to the U.S. Army Communications and Electronics Command, Fort Monmouth, NJ 07703-5000.

(3) Audio-visual equipment with a unit price of \$100 or greater will be reported to the Television-Audio Support Activity, Sacramento Army Depot, Sacramento, CA 95813-5037.

(4) Unclassified Signal Intelligence (SIGINT)/Cryptologic Equipment with a unit price of \$3,000 or greater will be reported to the U.S. Army Communications Electronics Agency, Vint Hill Farms Station, Warrenton, VA 22186-5141.

(5) Ammunition packing materiel and specified ammunition components will be returned as directed by the U.S. Army Armament, Munitions, and Chemical Command. Identification and disposition instructions for these items will be provided by AMCCOM on an annual basis.

(6) Excess medical materiel, both standard and nonstandard/noncataloged, will be processed according to section VII, chapter 3, AR 40-61.

c. The following noncataloged and nonstandard items will not be reported to the wholesale level.

(1) Authorization document items which fall into one of the following "limited" groups:

(a) An item for which the manufacturer no longer exists.

(b) An item without a model or part number.

(c) An item no longer manufactured.

(d) An item obtained through oversea procurement and intended solely for oversea use.

(e) Items procured for one-time use by research and development activities and for use in research, development, test and evaluation projects.

(2) Items not included in an authorization document and not included in *b* above.

d. Disposition of items not required to be reported to the wholesale level will be as follows:

(1) Using units and customers will turn them into their supply support activity (SSA). SSAs will screen to determine if a requirement exists. If no requirement exists, the SSA will report the item to the local installation (CONUS installation or oversea military community regional SSA) for disposition instructions.

(2) Items not required at the installation level will be turned into the Defense Reutilization and Marketing Office (DRMO).

(a) The disposal turn-in document (DTID) will contain disposal authority code "N" in rp 64. It indicates that item is not reportable by an exclusion to the materiel returns programs of MILSTRIP and item is authorized to be transferred to disposal.

(b) In addition, the DTID will contain, for the DRMO, exception data information in b(1) above.

7-6. Reporting of excess automatic data processing equipment (ADPE)

Excess general purpose ADPE (FSG 70) will be reported to the U.S. Army Information Systems Software Support Center (ISSSC) in accordance with DOD 7950.1-M. Excess ADPE associated with tactical equipment (FSG other than 70) will be reported to the source of supply in accordance with this chapter. Excess FSG 70 ADPE that is known to be associated with tactical equipment will be reported to the source of supply rather than to the ISSSC.

7-7. Reporting of part-numbered items to DAAS (DIC FTG)

Part-numbered items, with a valid CAGE code and part number which does not exceed 15 positions (rp 8-22), may be initially reported to DAAS using DIC FTG. DAAS will perform an edit to determine if the part number cross-references to an NSN (see para 7-27h for DAAS DIC FTG editing process.) If DAAS is able to convert the part number to an NSN, DAAS will change the DIC to a DIC FTE and route to the appropriate source of supply. DAAS will provide the reporting activity status code TZ. When DAAS is unable to convert the reported part number to an NSN, DAAS will furnish the reporting activity status code T9. When status code T9 is received, the reporting activity will either take action to report the part number item to the wholesale source of supply via DIC FTE with a new document number or initiate disposal action. (See para 7-5 for qualifying reporting criteria.)

7-8. Exception data

Upon determination that items are reportable excess, special forms are required to accompany the FTEs as shown below. These special forms will be mailed as exception data with the FTEs.

a. When reporting excess major and secondary repairable items of ground support and materiel handling equipment, two or three forms must accompany the FTE. TB 43-0140 provides instructions for submitting a DA Form 2407 (Maintenance Request), and a DA Form 3590 (Request for Disposition or Waiver) or DA Form 461-5 (Vehicle Classification Inspection).

b. When reporting excess unserviceable nuclear munitions, test or handling equipment, DA Form 5855 (Nuclear Weapons Maintenance Request), prepared in accordance with TB 9-1100-803-15, must be submitted with the FTE. Excess reports for serviceable nuclear munitions, test or handling equipment do not require a DA Form 5855.

c. When reporting excess tactical wheeled and towed vehicles within FSCs 2310, 2320, 2330 and 4940, submit a DA Form 461-5 with the FTE. Instructions for this form are in TB 43-0002-81.

d. When reporting excess combat carriers and tanks (FSC 2350), submit a DA Form 2404 (Equipment Inspection and Maintenance Worksheet) with the FTE. If a DA Form 2404 is not available, DA Form 461-5 will be used until exhausted.

7-9. Materiel return credit

Credit allowance will be sent after materiel is returned and classified. Reporting activities will not assume credit before receiving the Materiel Receipt Status Document (DIC FTZ) from the ICP.

a. *Army managed items.* Credits for stock fund materiel will be processed as prescribed in AR 37-1 and AR 37-111. Credit will be granted for serviceable stocks declared excess by an Army maintenance depot as the result of a maintenance program reduction or cancellation directed by an Army national inventory control point. Army depots will identify such materiel by using project code BON on the FTE document. Under the conditions below, credits for

materiel returns may not be granted or credit allowances may be adjusted:

(1) NSN of materiel received does not match the FTE/FTR document and no NSN change is shown.

(2) Condition of the materiel received does not match that reported in rp 71 of the FTE.

b. *DLA managed items.* See section V, this chapter.

c. *GSA materiel.* Materiel must have at least 12 months remaining shelf life when received by GSA to be eligible for credit. Credit will not be granted when the cost of repair or parts replacement exceeds 60 percent of the GSA selling price. Items accepted for return by the GSA regional depot will be credited in the next billing cycle as follows:

(1) Condition code A-80 percent of the GSA catalog selling price.

(2) Condition code E-60 percent of the catalog price.

(3) Condition code F and G-30 percent of the catalog price.

7-10. Shipment of excess materiel

a. Activities will not ship excess materiel before receiving advice from the ICP. The reporting activity will be accountable and responsible for care and preservation until the item is shipped.

b. End items, including set assemblies returned to a depot or laterally transferred, will be accompanied by all component parts. This includes all economically repairable basic issue items (BI) or components as listed in the applicable technical manuals (TM). Shipping documents will show any shortages (AR 710-2 or AR 735-5).

7-11. Transfer of property to DRMO

Transfer of property to DRMO is as follows:

a. To preclude needed materiel from being transferred to DRMO, the "Two Man Rule" applies. An item manager and the next higher echelon of supervision will review transfers to disposal before release.

b. The signature of a disinterested, qualified technical inspector is required on or attached to each materiel turn-in document that transfers property to DRMO. A controlled inspector stamp, dated and initialed by the inspector, may be used. Regardless of source of supply, the technical inspector must certify the description, supply condition code, and classification of the property. This includes turn-in documents for condition code H that must show acquisition cost and name of the item.

c. Army-owned and MAP excess materiel that requires demilitarization will be processed according to DOD 4160.21-M and DOD 4160.21-M-1. Items requiring demilitarization are shown in the AMDF.

d. Scrap and uneconomical repairable items will be turned in to DRMO. As an exception, reporting may be required by AR 710-1.

e. Activities transferring nontactical vehicles to DRMS will provide the following to the DRMO—

(1) List and value of any missing or reclaimed major components, which, when missing, would impair the utility of the vehicle regardless of other repairs. (These include engine, transmission, differential, wheel, axles, or doors.)

(2) One-time cost of repairs (parts and labor).

(3) The vehicle maintenance records.

Section II

Preparation and Processing of Excess Documents

7-12. Preparation of excess reports (DIC FTE/FTF/FTG)

a. *General.* Excess reports will be forwarded by the reporting activity to the ICP/IMM. All GSA customer excess reports will be forwarded to RIC GGO. Excess reports (DIC FTE/FTF/FTG) transmitted by AUTODIN will always be routed through DAAS.

b. *Forms.* Excess reports will be prepared on one of the following forms:

(1) *DD Form 1348.* Use DD Form 1348M as the normal excess reporting document. Send electrically to the supply source through

the DAAS. Prepare in the format at paragraph E-296 (table E-313) for FTE, or paragraph E-298 (table E-313) for DIC FTG.

(2) *DD Form 1348*. Prepare manual reports in the format at paragraph E-296 (table E-313). Send forms by mail. Conspicuously mark containers 'MILSTRIP EXCESS REPORTS.' The manual form will be used when—

(a) Electrical transmission or keypunch facilities are not available.

(b) The report coding structure does not provide enough information to determine disposition of materiel or grant credit. In these transactions, enter the exception data in the "remarks" portion of DD Form 1348. Reporting activities will not use exception data as a normal method to report excess materiel.

(c) The excess report, DIC FTE, must be accompanied by technical data and special forms.

(3) Use only when data pattern communication facilities are not available. It may also be used for rapid document transmission when expedited processing of the excess report is required. Prepare this report in the format at figure D-1, (fig D-9).

c. *Document number*. Add the document number assigned to DIC FTEs on all later documents. The document number will be constructed as in paragraph C-5 (table C-14).

d. *Disposition of Nonconsumable Item Materiel Support Code (NIMSC) 5 items*. NIMSC 5 items are Procurement Appropriation Army (PAA) secondary items identified on the Automatic Return Item List (ARIL) with Automatic Return Item (ARI) codes "N" and "M".

(1) Reporting activities will not do any special processing in reporting excess serviceable and condition code H of such items. These will be reported using DIC FTE per this chapter. Any special processing of excesses for these items will be done at the wholesale level.

(2) Unserviceable (condition code E or F) NIMSC 5 items are to be automatically returned using DIC FTA. See paragraph 7-16 for processing of DIC FTA.

7-13. Processing excess reports (DIC FTR)

Excess reports will be processed to determine disposition of reported assets. Excess reports containing project codes assigned for specific returns program purposes (such as rollbacks and automatic returns) will be processed under the assigned controls. Reject those that cannot be processed to the reporting activity. Suspended reports for items that need extended screening or review and advise the reporting activity by the proper status code.

a. *Army managed items*. Send disposition instructions to the reporting installation on a reply to excess report (DIC FTR). Send this reply within 30 calendar days from date of receipt of the FTE. Items undergoing MAP and Major Item Materiel Excess (MIMEX) screening are exempted from the 30 day limitation. Issue multiple FTRs when partial quantities and different disposition instructions apply to the reported quantity. Indicate by adding suffix codes in rp 44 of the FTR. Suffix codes will be assigned according to paragraph C-7b. Before reporting excesses installation accountable officers will check the authorized retention levels and installation requirements for the assets.

b. *Redistributable MAP property*. Use rp 30-33 of MAP DIC FTEs to identify the holding Grant Aid country. RP 30 will show service assignment code (para C-6a (table C-15)) and rp 31-32 will show the MAP country code in accordance with DOD 5105.38-D. ICPs will do the following:

(1) For major items, screen to determine if funded MAP requirements can be met economically by transfer of redistributable items. In doing this, ICPs will consider status of requisitions and contracts and costs to renovate and transport long range end item support capability. They will also consider feasibility of transferring repair parts with end items. Report materiel not used as result of screening to AMC under MIMEX procedures (AR 12-8). Use major items not required under MIMEX procedures for U.S. Army requirements. If not required, report items to DRMS ((8)below).

(2) For personal property other than major items, except for

MIMEX processing procedures, para 7-13b(1) applies. Report materiel not used for MAP or U.S. Army requirements to DRMS ((8)below).

(3) Send MAAGs and oversea commanders instructions for redistribution of any items needed for grant aid or U.S. forces.

(4) Coordinate with unified commands and MAAGs, to ensure countries are ready to receive items before planned use date. Arrange for rehabilitation and renovation when command or country repair facilities are used.

(5) Ensure materiel being redistributed is renovated (AR 12-1).

(6) Accomplish deviations to MAP programs per AR 12-8.

(7) Redistribute within the priorities below. Exception to the order of priority below will be approved only by the ASDA (ISA). Recommendations for exceptions will be sent through channels for approval. This includes exceptions to meet requests of eligible foreign governments to purchase military equipment. Sales approved under this concept will be according to AR 12-8.

(a) Approved and funded Grant Aid programs.

(b) MAP requirements in current year (unfunded), budget year (following 3 years), and defined shortfall requirements approved by unified commands.

(c) Requirements of the U.S. military departments and other U.S. Government agencies.

(8) Refer to DRMS by DOD excess advice code items that are reportable according to DOD 4160.21-M. The DRMS will screen property for 30 days (subject to extension under special conditions authorized by OSD). When the 30 days expire, the ICP will inform the unified command screening agency of final disposition. Items not reportable to DRMS will be released to the unified command screen agency for final disposition (AR 12-1).

c. *GSA managed items*. Report excess GSA items for local screening as prescribed by the major command before reporting to GSA. Only GSA stocked items may be returned. GSA will receive MRP documents via mail or transceiver (RIC GGO). GSA will furnish disposition instructions to the activity in rp 30-35 or 45-50 according to rp 7(M&S code). These instructions will be routed via DAAS.

d. *DLA materiel*. Report DLA materiel as prescribed in section V, this chapter.

e. *Manually prepared excess reports*.

(1) All manual excess reports (DIC FTE) received by an ICP for which it is not the prime manager will be sent to the correct ICP. Enter the correct ICP RIC in rp 4-6 of the FTE. Furnish the reporting activity with a Reply to Excess Report (DIC FTR); use status code T6 in rp 65-66. Enter the RIC of the forwarding ICP in rp 4-6 and the RIC of the last known source ICP in rp 67-69.

(2) If an FSC change is required on a manual excess report (DIC FTE), enter the correct FSC. Change the RIC of the ICP/IMM in rp 4-6 where needed. Send the FTE to the correct ICP for processing. Send the reporting activity a Reply to Excess Report (DIC FTR) with status code T7 in rp 65-66. Enter the RIC of the forwarding ICP in rp 4-6; enter the RIC of the ICP which is the last known source in rp 67-69.

(3) For all FTEs received by mail without advice code 3T (document edited by DAAS), generate an image of the FTE to DAAS via AUTODIN, using "T" in rp 70 (route document only to LOGSA). In addition, generate an FTZ (ICP materiel receipt status) with the proper status code for all materiel received under the mailed in FTE.

f. *NIMSC 5 items*. The Army ICP acting as a secondary inventory control activity (SICA) will determine any intra-Service requirements for the materiel. If none, the SICA will forward the excess report to the primary inventory control activity (PICA).

(1) The SICA will record the excess report as being received and must recode it as follows:

(a) DIC FTE in rp 1-3, when applicable.

(b) RIC of the PICA in rp 4-6.

(c) M&S code 9 in rp 7.

(d) Signal code C in rp 51 (if original report coded A, B, or D); signal code L in rp 51 (if original report coded J, K, or M).

(e) Fund code of the SICA in rp 52-53.

(f) RIC of the SICA in rp 67–69.

(2) The SICA will send, when needed, a DIC FTD (delay status-) to the reporting activity for the quantity referred to the PICA. The date in rp 70–73 of the FTD will be 35 days after the date the FTE was sent to the PICA.

(3) The PICA will give disposition instructions to the SICA in rp 52, according to the M&S code. The SICA will then convert the codes in paragraph (1) above to those codes in the original excess report before giving status to the reporting activity.

g. When the Army ICP, acting as a SICA, has excess NIMSC 5 serviceable stocks on hand, the SICA will prepare a DIC FTE to the PICA as above, but with the SICA's document number.

7–14. ATCOM processing of DLA/GSA DIC FTR documents.

a. ATCOM will receive FTR transactions for DLA/GSA managed items from DAAS (see para 7–27g with status codes SL, TC, and TK and process as follows—

(1) If the excess materiel is required to fill war reserve deficiencies (AR 710–1, chap 6) ATCOM will modify the excess report reply (DIC FTR) by changing the excess transaction status code to TB or TJ. ATCOM will then forward this modified excess report reply to the reporting activity. This action will direct the reporting activity to return the excess to an Army depot/activity identified in rp 54–56. No credit will be granted for these returns. ATCOM will use this materiel to fill war reserve deficiencies on a free issue basis.

(2) If the excess materiel is not required to fill war reserve deficiencies ATCOM will forward an excess report reply (DIC FTR) to the reporting activity with transaction status code TC.

b. DAAS routing instructions (see para 7–27g).

7–15. Reply to excess report (DIC FTR)

The reply to excess report (para E–303 (table E–318)) is used to respond to excess reports (FTEs). Priority designators will be assigned according to chapter 2. The FTR will be processed by the reporting activity according to the excess transaction status code in rp 65–66. In addition to the status code, other fields must be examined for essential management/disposition instructions. These include fields such as the quantity, suffix code, signal code, priority designator, and RIC of the depot to receive the excess.

a. *ICP action.* The ICP will process replies to FTEs within 30 calendar days from the date of the receipt. This will shorten holding time and avoid changes to status and condition of reported excesses. If a DIC FTR cannot be provided within 30 days, send a DIC FTD (para 7–17) with status code “TR” and enter the date when final disposition instructions are expected to be provided. Respond to FTEs for materiel to undergo MIMEX screening with a DIC FTD; use the proper status code in rp 65–66 and the date disposition instructions may be expected in rp 70–73.

(1) When it is determined that the materiel is required, forward a DIC FTR citing status codes TA, TB, TH, or TJ to the reporting activity. Set up a due-in for the quantity of materiel to be returned. Send a prepositioned materiel receipt document (PMRD) to the receiving activity (per para 5–21) when the DIC FTR is sent to the reporting activity. The due-in timeframe will be 120 days (CONUS) or 180 days (OCONUS) from the processing date of the DIC FTR. The due-in time frame will be updated, 120 days (CONUS) or 180 days (OCONUS), upon receiving a DIC FTM or FTL and starts counting with the transaction posting day, except for the FTM in Army. The PMRD and due-in will be kept open until one of the below listed conditions first occurs. (See para 7–24 for ICP excess report cancellation procedures.)

(a) Materiel is received and D6A processed.

(b) A cancellation (FTC) is processed (para 7–24).

(c) The time–120 days (CONUS) or 180 days (overseas)—has elapsed and no FTM received.

(d) The materiel is not received within 120 days (CONUS) or 180 days (OCONUS) from posting date of the DIC FTM, except for Army. (See para 7–23 for Army follow-up actions.)

(e) Thirty days have elapsed since transmitting a DIC FT6 and a response (DIC FTM, FTL, FTC) has not been received (see para 7–23).

(f) A DIC FTM is not received within 120 days (CONUS) or 180 days (OCONUS) from the posting date in the DIC FTL.

(2) PDs entered in FTRs will be per UMMIPS (chap 2) as follows:

(a) Use PD 03 in return of critical items and approved intensive management items; this includes serviceable local excesses of such items.

(b) Use PD 06 in the return of materiel identified by the materiel manager as qualified for automatic return to the DOD distribution system.

(c) Use PD 13 in the routine return of materiel not covered above (except surplus and scrap).

(3) Excess reports received by the ICP/IMM which cannot be processed will be rejected to the reporting activity; use DIC FTR with proper “S” series reject status code from paragraph C–15c(3), table C–31.

(4) Excess reports received for items requiring extended screening/review will be suspended. Send the reporting activity a DIC FTD; use status code TR in rp 65–66 and the date a reply may be expected in rp 70–73.

b. *GSA action.* GSA will provide an FTR within 4 working days after receipt of the FTE. When the materiel is to be accepted, send an FTR with status code TA to the reporting activity. The GSA Regional Materiel Returns Depot will be entered in rp 54–56 of the FTR. Shipments must not be directed to RIC GGO.

c. *Action by installation on receipt of disposition instructions.* On receipt of FTRs directing return of materiel, the reporting activity/installation will prepare shipping documents as prescribed in paragraphs 4–37, 4–40, 4–44, 4–45, and 4–46 (see app B for format); and respond to FTRs received with shipment status (para 7–18) or materiel returns supply status (para 7–19). Shipments will be processed and turned over to the transportation officer within the timeframes stated in chapter 2. The determining factor for timeframe processing is the PD in rp 60–61 of the FTR. Under certain circumstances, the amount shipped will be less than that shown on the FTR. The reporting activity will cancel the quantity short by sending an FTC to the ICP. Shipments of materiel with missing parts/components (or identifiable deficiencies) will include a list of missing items (deficiencies). In addition, an authorization letter, indicating that the IM did or did not authorize the return of the item with missing parts/components (or other identifiable deficiencies), will be included with the shipment.

d. *Multiple FTRs.* When partial dispositions are directed, multiple FTRs will be issued. In all cases, the total of the quantities in the FTRs will equal that reported in the FTE. These partials will be identified by a suffix code in rp 44 of the FTR (see para C–7b for explanation of suffix code). They may involve disposals, returns, and lateral redistribution's against a single FTE.

e. *NIMSC 5 items.* When the PICA sends a DIC FTR to the Army SICA (rp 52), the Army ICP will send disposition instructions to the reporting activity; in so doing, codes in rp 4–6, 7, 51, 52–53, and 67–69 will be converted to those of the original excess report. The reporting activity will send shipment status (FTM) or cancellation to the Army ICP. The Army ICP, as SICA, will provide the FTM or FTC to the PICA. If the Army SICA receives a DIC FT6 from the PICA and has no record of shipment (FTM), the SICA will follow up the reporting activity; DIC FT6 will be used. In addition, the SICA will send an interim DIC FTL to the PICA, with a future estimated shipping date. This will preserve the PICA due-in record, pending a firm reply to the FT6.

7–16. Automatic Return Notification (DIC FTA)

a. *Automatic return items (ARI).* The policies and procedures for designating Army items for automatic return are in AR 710–1. ARI items, priority for shipment, and depots to receive this materiel are published in the Automatic Return Item List (ARIL). When an ARI is to be shipped, the reporting activity will send DIC FTA to the Army ICP when the item is dropped from the accountable records.

The format of the FTA is in paragraph E-292 (table E-3 10). After the FTA is created, processing will occur IAW this chapter as though there had been an FTE report and an FTR reply. DIC FTF and FTD will not be used for ARI. The Army ICP will create a due-in and a pre-positioned materiel receipt from the FTA per paragraphs 5-20 and 5-21.

b. Nonconsumable Item Materiel Support Code(NIMSC) 5 items

(1) NIMSC 5 items are identified on the ARIL with an ARI code of "N" for priority 03 and "M" for priority 06. Serviceable items excess to requirements and condition code H will be processed under standard MRP procedures (DIC FTE). See also paragraphs 7-12c, 7-13f and g.

(2) All NIMSC 5 unserviceable (condition code E or F) items are designated for automatic return on an interservice basis. The PICA will notify the SICA of the NSN and storage activity to which the item is to be shipped. The PICA will also notify the receiving storage activity of the NSN of items to be returned. The Army ICP, as SICA, will broadcast this information per AR 710-1.

(3) When an unserviceable NIMSC 5 is to be shipped, an FTA will be sent to the Army ICP, when the item is dropped from the shipping activity's accountable records. When the Army is the SICA, the FTA will flow through the SICA to the PICA. The Army SICA will process the FTA per paragraph 7-13f except that the DIC will remain FTA. After the FTA has been created, processing will occur as though there had been an FTE report and an FTR reply, excluding FTF and FTD. When the Army ICP is the PICA, a due-in and a prepositioned materiel receipt will be created from the FTA per paragraphs 5-20 and 5-21.

(4) When a nonconsumable item is automatically returned and replacement item will be requisitioned, the DIC FTA and related documents will contain project code 3AL. If a replacement of the unserviceable NIMSC 5 automatic return item will not be requisitioned (i.e., returned item is excess to returning activity's authorization), FTA and related documents will not contain project code 3AL.

(5) Proper credit will be granted to the SICA upon PICA receipt of the unserviceable item with project code 3AL in the FTA and shipping document.

c. DIC FTA usage.

(1) No inter-Service/Agency use of the DIC FTA other than for NIMSC 5 (paragraph 7-16b) is currently authorized.

(2) Services/Agencies may use DIC FTA internally for intra-Service/Agency programs that do not conflict with other provisions of this regulation.

7-17. Delay Status (DIC FTD)

An FTD will be processed when the timeframes in paragraph 7-15 cannot be met. The FTD will contain the status code TR in rp 65-66. RP 70-73 will contain the date that final disposition instructions from the ICP may be expected. Follow-ups (FTFs) to ICPs will not be before the date in rp 70-73. Format of the FTD is at para E-295, table E-312.

7-18. Shipment status (DIC FTM)

The activity reporting or holding excess materiel will prepare shipment status (DIC FTM) transactions to convey shipment data to the ICP/IMM per paragraph E-300 (table E-316). These transactions will be promptly submitted to the ICP/IMM only after materiel directed for return is released to the carrier. A separate DIC FTM will be prepared for each shipment. Care will be taken to ensure that appropriate data content, including suffix code(rp 44), of the individual DIC FTR documents will be perpetuated in the DIC FTM(s).

a. ICPs will receive FTMs to update materiel management records, verify intransit status, and obtain information on expected receipts.

b. ICPs will reject FTMs for items not under their control. The reject will be an FTR with status code SC. FTMs which do not pass data field validity checks will be rejected to the reporting activity; use DIC FTR with the correct S-series Status Code(para C-15, table C-31).

c. The ICP will cancel the due-in and PMRD using procedures in paragraph 7-24b when timeframes indicated in paragraph 7-15a(1) are reached, or as required follow-up actions have occurred as indicated in paragraph 7-23.

7-19. Materiel returns supply status (DIC FTL)

Materiel returns supply status documents are provided to the ICP by the activity reporting or holding the excess materiel and are used to convey the estimated shipment date when a follow-up, DIC FT6 (on a DIC FTR) is received and the excess materiel has not been shipped. The DIC FTL will be prepared as shown in paragraph E-299, table E-315.

7-20. Followup by the reporting or holding activity (DIC FTF)

a. Reporting or holding activity. A follow-up will be used to obtain status of the original excess report (DIC FTE). A DIC FTF will be sent no earlier than 30 days from the date of submission of the DIC FTE if no DIC FTR or FTD has been received. The data for the DIC FTF will be the same as in the DIC FTE. If a DIC FTD has been received but no DIC FTR, send the DIC FTF when the expected reply date has passed. Send the DIC FTF on the open FTE quantity only. Format of the FTF is at para E-297, table E-314.

b. ICP action. On receipt of an FTF, ICP will determine if there is a record of a corresponding FTE.

(1) When an FTE has been processed, duplicate the FTR or FTD and send to the reporting activity. A revised expiration date may be entered in the FTD.

(2) If the FTE is in-process, send the reporting activity an FTD with status code TR. Record position 70-73 will contain the date the reporting activity can expect a reply.

(3) If the DIC FTE has been rejected, reproduce the FTR which advised the reporting activity of the rejection.

(4) If there is no record of an FTE, process the FTF as an FTE. Furnish the reporting activity an FTR or FTD.

(5) If the NSN requires inspection or other data accompanying the excess report, an FTF cannot be processed as an FTE. The ICP will furnish the reporting activity an FTR with status code SA.

(6) Reject follow-ups that do not pass the validity check to the sender with the proper status code. This also applies to follow-ups for items not controlled by the ICP.

7-21. Followup for ICP materiel receipt status(DIC FTT)

The FTT will be used when materiel is returned as directed, but no materiel receipt (FTZ) has been received. Format of the FTT is at para E-304, table E-319.

a. Reporting activity. FTT follow-ups will be sent no earlier than 70 days (CONUS) or 130 days (overseas) after shipment; the shipment date is shown in rp 57-59 of the FTM. The FTT will have the same data as the FTM.

b. ICP action. On receipt of an FTT, the ICP will act as follows:

(1) If materiel has been received and classified, send the reporting activity a materiel receipt status document (DIC FTZ).

(2) If materiel has been received and is being classified, send the reporting activity an FTR. Status code TT will be entered in rp 65-66.

(3) If materiel has not been received, send the reporting activity an FTR with status code TU in rp 65-66.

7-22. Followup for credit (DIC FTP)

The DIC FTP will be used when materiel has been shipped, credit allotted on the FTZ, but no credit billing received. The FTP will be prepared from the FTZ in accordance with AR 37-1. Format of the FTP is at paragraph E-301.

a. On receipt of a DIC FTP, the ICP or IMM will take action in accordance with AR 37-1, and respond with a DIC FTB.

b. Reporting activities will examine status code of the FTB. Record positions 76-80 of the FTB will contain the identification number of the billing document if credit is recorded.

7-23. Followup by the ICP (DIC FT6)

The following outlines conditions for ICPs to generate DIC FT6 follow-up transactions to reporting activities, and associated reporting activity actions upon receipt of the DIC FT6:

a. DIC FTR with notification to return materiel without record of a DIC FTM, FTL, or D6A (receipt)—

(1) *ICP action.* A DIC FT6 will be sent to the reporting activity to request shipment status when a DIC FTR was provided the reporting activity to return materiel and no DIC FTM, FTL or D6A (receipt) has been received. The DIC FT6 will be prepared per paragraph E-291(table E-309) and contain the same excess transaction status code as in the original DIC FTR. The DIC FT6 will not be sent until at least 5 days (PD 03) or 50 days (PD 13) after the DIC FTR was sent. The ICP can follow-up regardless of timeframes when the excess assets are needed to fill a PD 01-08 requirement.

(2) *Reporting activity action.* Upon receipt of the FT6, perform the following:

(a) Review records to determine whether or not an FTR has been received. If there is no record of having received an FTR, the FT6 will be converted to an FTR and processed. (The FT6 will contain the same excess transaction status code as the FTR, except as indicated in c below.)

(b) If shipment has been made, provide the ICP with MRP shipment status, DIC FTM, citing the date of shipment and shipment control number (e.g., TCN, GBL, etc.). An FTM will be generated regardless of whether an FTM was previously sent. The FTM must be provided to the ICP within 30 days of receipt of the FT6; otherwise, cancellation of credit can occur.

(c) If the shipment has not been made and the materiel is still excess, provide the ICP with MRP supply status DIC FTL citing the estimated date the shipment is expected to be made. The FTL must be provided to the ICP within 30 days of receipt of the FT6; otherwise, cancellation of credit can occur.

(d) If all of the materiel is no longer excess, submit a DIC FTC for the quantity reflected in the FT6. If only part of the quantity is still excess, submit either an FTM or FTL for the quantity to be shipped and a DIC FTC for the quantity in the FT6 which will not be shipped.

b. DIC FTL without a receipt (DIC D6A) or FTM within the due-in timeframe.

(1) *ICP action.* The ICP will follow instructions in para 7-24c when an FTL is received without a receipt or FTM posted within the allowable due-in timeframe—120 days (CONUS) or 180 days(OCONUS).

(2) *Reporting activity action.* If materiel has not been shipped and is still excess, upon receipt of a DIC FTZ with a status code of TP or TV, report the quantity excess using DIC FTE with a new document number.

c. *DIC FTM without a receipt (DIC D6A) posted within the due-in timeframe.* See para 7-23.1 for ICP follow-up to receiving activity prior to generating FT6 with status code T3 to the reporting activity.

(1) *ICP action.* The ICP will send a DIC FT6 with excess transaction status code T3 to the reporting activity for each record with an FTM on file 30 days prior to expiration of the due-in timeframe (120 days (CONUS) or 180 days (OCONUS)) when a receipt (DIC D6A) has not been posted. Based on the response or nonresponse from the reporting activity, take the following action:

(a) If the reporting activity responds with an FTM indicating the same shipment date as previously provided, initiate appropriate transportation tracer action per AR 55-355 and/or MILSTAMP procedures, and associated discrepancy report as indicated in para 5-29 (i.e., TDR or ROD).

(b) If the reporting activity provides an FTM with a ship date other than previously provided, restart the due-in timeframe—120 days (CONUS) or 180 days (OCONUS). If receipt is not posted prior to expiration of the second due-in timeframe, initiate appropriate transportation tracer action per AR 55-355 and/or MILSTAMP procedures and associated discrepancy report as indicated in paragraph 5-29 (i.e., TDR or ROD).

(c) If the reporting activity does not respond to the FT6 with T3 status with either a DIC FTM or FTC within 30 days, follow instructions in paragraph 7-24c to close the due-in record.

(2) *Reporting activity action.* Upon receipt of DIC FT6 with excess transaction status code T3 from the ICP, research to confirm the information contained in the original FTM provided to the ICP (i.e., verify that shipment was made to include the shipment control number (e.g., TCN, GBL) the materiel was shipped under and date shipped). Based upon research results, perform the appropriate action as indicated below. (Note:If shipment is in fact confirmed by the reporting activity, it is important that the correct ship data are provided to the ICP in order that tracing action can be performed.)

(a) If the original information contained in the DIC FTM is confirmed, submit a DIC FTM as previously provided to the ICP.

(b) If the shipment was made but not under the same shipment control number, ship date, or shipment segment (suffix), send a DIC FTM for the quantity shipped with the revised shipment information. For any quantity not shipped submit a DIC FTC. If any quantity not shipped is still excess after submitting the DIC FTC, re-report using a new DIC FTE and document number.

(c) If the shipment was not made but is still excess, submit an FTC for the quantity not shipped and re-report the excess using DIC FTE with a new document number.

(d) Respond to a DIC FT6 with T3 status from the ICP within 30 days; otherwise, the ICP will cancel the excess report using DIC FTZ per instructions in para. 7-24c.

7-23.1. Materiel receipt follow-up (ICP to receiving activity)

a. ICPs will generate DIC DXB transactions (see para 5-23) for MRP shipments to the receiving activity when 90 days(CONUS) or 150 days (OCONUS) have elapsed with a DIC FTM on file and not receipt (DIC D6A) has been posted.

b. Receiving activity will respond to the DIC DXB with either a DIC D6A or DXD per para 5-24.

7-24. Cancellation of excess reports (DIC FTC and FTZ)

a. Reporting activities will cancel partial or total quantities when there is a change in availability or condition of materiel reported. In these cases, the reporting activity will send FTCs to the ICP. Upon receipt of cancellation, FTC, the ICP/IMM will cancel/reduce quantities in all proper documents and files; include the decision to return, due-in record, PMRD and credit suspense. Format of the FTC is at para E-294, table E-311. Format of the FTZ is at para E-305, table E-320.

b. ICPs/IMMs will cancel when neither materiel nor a response (FTM or FTL) is received within 30 days after the FT6 follow-up.

c. Cancellations, whether created by the ICP/IMM or in response to an FTC, will be as follows:

(1) For creditable returns, notify the reporting activity of cancellation; use DIC FTZ with Status Code TP.

(2) For noncreditable returns, notify the reporting activity of cancellation; use DIC FTZ with Status Code TV.

d. The ICP/IMM will follow instructions in para c above, except for Army (see para 7-23), when materiel has not been received as indicated in para 7-15a(1).

7-25. Materiel receipt status (DIC FTZ)

a. ICPs will use the FTZ to inform activities of materiel receipt, nonreceipt, and credit cancellations. Format of the FTZ is at para E-305, table E-320. The FTZ will be provided when any of the following occur:

(1) Processing a receipt for other than suspended condition materiel.

(2) Processing inventory adjustment moving assets from suspended to correct condition.

(3) Thirty (30) days have elapsed since the FT6 was sent and no FTL or FTM has been processed.

(4) For all materiel received under a mailed in FTE.

b. DIC FTZ will always reflect the document number and suffix code shown in the DIC FTA or FTR. Multiple DIC FTZ documents

will be sent when a single shipment is received in more than one materiel condition. When multiple FTZs are required in this case, each FTZ produced will retain the document number and suffix code of the FTA or FTR.

c. Status codes will be entered in the FTZ as follows:

(1) TN, when credit is granted for the condition and quantity of materiel received.

(2) TM, when the condition of materiel received is less than that authorized for return. Reduced or no credit is allowed.

(3) TL, when the materiel received is other than that authorized for return. This code is also used in those instances when an Army unit returns items that they indicate are ARIs and the items are not. No credit is allowed.

(4) TP, when materiel is not received within prescribed timeframe; follow-up action has been unsuccessful; credit authorization is canceled. If however, the shipment is received later, Army ICPs will continue to give credit.

(5) TQ, when the materiel has been received for an authorized noncreditable return.

7-26. Defense Integrated Data System (DIDS) and Defense Automatic Addressing System (DAAS) source of supply file changes

a. An ICP/IMM will arrange to change the DIDS and DAAS source of supply (SOS) files when both of the following are true:

(1) The ICP/IMM has received a DIC FTE, FTC, or FTF from DAAS, with advice code 3T.

(2) That ICP/IMM is the losing ICP/IMM (logistic reassignment) and the SOS has been changed.

b. The losing ICP/IMM will then send through DAAS an FTE, FTC, or FTF, with advice code 3U, to the gaining SOS in rp 4-6.

c. DAAS will pass the FTE, FTC, or FTF to the gaining SOS.

Section III Defense Automatic Addressing System (DAAS) and Financial Processing

7-27. Defense Automatic Addressing System (DAAS)

DAAS will accomplish the following edits/actions:

a. DIC FTM, FTP, and FTT will be passed to the activity shown by the RIC in rp 4-6.

b. DIC FTB, FTD, FTQ, FTR, FTZ, and FT6 will be routed per the M&S code.

c. DIC FTA, FTC, FTE, and FTF with M&S code 9 will be passed to the RIC in rp 4-6 by DAAS when the signal code is C or L and rp 52 is a valid "bill to" DODAAC (Supplement 1 to DOD 4000.25-7-M, MILSBILLS). If the signal code is not C or L or the activity in rp 52 cannot be identified, DAAS will return the FT_ to the reporting activity. Included will be a narrative explanation of the reason for return. When DIC FTA does not contain M&S Code 9, DAAS will pass to the RIC in rp 4-6.

d. When DIC FTC, FTE, and FTF do not contain M&S Codes 9, DAAS will do an NSN/NIIN validation and source of supply edit as follows:

(1) If the NSN is correct and managed by the ICP/IMM in rp 4-6, enter advice Code 3T in rp 65-66 and send the document to that ICP/ IMM.

(2) If the NSN is correct but is not managed by the ICP/IMM in rp 4-6, enter the correct ICP/IMM RIC in rp 4-6; enter Advice Code 3T in rp 65-66; send the document to the correct ICP/IMM. DAAS will give the reporting activity a DAAS Excess Report Informative Status (DIC FTQ) with status Code TZ in rp 65-66.

(3) If the NSN validation shows the FSC is incorrect, change the FSC and the RIC of the ICP/IMM in rp 4-6, where applicable. Enter advice code 3T in rp 65-66; send the document to the managing ICP/IMM. DAAS will give the reporting activity a DIC FTQ with Status Code TZ in rp 65-66.

(4) If DAAS cannot route to an ICP/IMM, the document will be passed to the activity in rp 4-6.

e. DAAS will edit DIC FTR rejects with status codes SC and SD for correct ICP and FSC as follows:

(1) If the NSN is correct and belongs to the rejecting ICP, DAAS will convert the FTR to an FTE. Advice code 3T will be entered in rp 65-66. The code D will be entered in rp 70 to override the duplicated document edit at the ICP. The converted FTE will then be sent to the rejecting ICP.

(2) If the FSC is incorrect, the DIC FTR will be converted to a DIC FTE with the correct FSC. Advice Code 3T will be entered in rp 65-66, and the DIC FTE will be returned to the rejecting ICP/ IMM or sent to the correct ICP/IMM.

(a) When DAAS converts DIC FTRs to DIC FTEs and routes the DIC FTEs to an ICP/IMM other than the rejecting ICP/IMM, DAAS will furnish the reporting activity with a DIC FTQ status containing status code TZ in rp 65-66.

(b) When DAAS converts DIC FTRs to DIC FTEs and returns the DIC FTEs to the rejecting ICP/IMM, DAAS will enter code "D" in rp 70 of the DIC FTE (duplicate document edit override). In addition, DAAS will furnish the reporting activity with a DIC FTQ status containing status code TZ in rp 65-66.

(3) When DAAS cannot identify the ICP, the DIC FTR rejects will be sent to the reporting activity.

f. DAAS will edit DIC FTR rejects from GSA with status code SC as follows:

(1) If the NSN is correct and belongs to GSA, DAAS will change the status code in rp 65-66 to TC and send the DIC FTR to the reporting activity.

(2) If the NSN is correct and it is managed by an ICP or IMM other than GSA, the DIC FTR will be converted to DIC FTE, advice code 3T in rp 65-66, and transmitted to correct ICP/IMM. In addition, DAAS will furnish the reporting activity a DIC FTQ with status code TZ in rp 65-66.

(3) If the NIIN is valid and the FSC is incorrect, DAAS will convert the DIC FTR to DIC FTE with the correct FSC, enter advice code 3T in rp 65-66, and send the DIC FTE back to GSA or to the managing ICP/IMM. When the converted DIC FTE is routed back to GSA, code "D" will be entered in rp 70 to provide a duplicate document override edit. DAAS will furnish the reporting activity a DIC FTQ with status code TZ in rp 65-66.

(4) If the NSN cannot be identified, DAAS will change the status code to SD and send DIC FTR to reporting activity.

g. DAAS will route DIC FTR documents with transaction status codes SL, TC, and TK from DLA/GSA to GMPA. Simultaneously, DAAS will generate and route a DIC FTQ with status code "TZ" to the Army reporting activity.

h. DAAS will validate DIC FTG, part-numbered excess reports, against the DLSC DIDS files in search of a potential NSN match. If an NSN is found, DAAS will change the DIC FTG to DIC FTE for continued processing and routing to the appropriate source of supply. DAAS will notify the reporting activity of the DIC change using DIC FTQ with status code TZ. No matches will result in DAAS providing the reporting activity a DIC FTQ with status code T9.

7-28. Finances

See AR 37-1 and AR 37-111.

Section IV GSA Stocked Items

7-29. Criteria for reporting

GSA stocked items with no current or future agency requirements anticipated are eligible to be offered to GSA for return, if the following applies:

a. The minimum dollar value per line item based on current GSA prices is \$450 for all Federal supply classification groups or classes except for the following:

(1) FSGs 51 and 52 which have a minimum dollar value per line item of \$130.

(2) FSCs 2610, 5180, 6630, 6640, 7540, 8010, 8030, 8040, and 8115 and FSG 89 which are not authorized for return.

b. Shelf-life items which are coded for more than 12 months but have a minimum shelf-life of 12 months remaining when received by GSA.

c. Items that are not coded terminal or discontinued.

7-30. Allowable credit

See paragraph 7-9c.

7-31. Serviceable materiel

Credit of 80 percent of the current GSA selling price will be allowed for new, used, repaired, and reconditioned materiel. This materiel must be serviceable and issuable without limitation or restriction (condition code A).

7-32. Unserviceable or incomplete materiel

a. After GSA accepts items with deficiencies which were not the fault of GSA, credit will be granted for the items at a percentage of the current GSA selling price as follows:

(1) Sixty percent for items which involve limited expenses or effort to restore to serviceable condition (e.g., a deficiency in packing or packaging which restricts the issue or requires repacking or repackaging) (condition code E);

(2) Thirty percent when it is economically feasible to repair, overhaul, or recondition the items for return to issuable condition (condition code F); or

(3) Thirty percent when the items require more parts or components to complete the end item before issue (condition code G).

b. No credit will be given for materiel returned to GSA which does not meet the above criteria or which was returned to GSA without prior approval.

7-33. Offers of materiel to GSA

Offers or follow-ups (FTEs/FTFs) of materiel to GSA may be sent via AUTODIN or mailed for automated processing. RIC GGO will be used regardless of region or commodity.

a. Electrically transmitted documents must contain RIC GGO in rp 4-6 to ensure proper routing.

b. Offers should be mailed to—

(1) The inventory management branch in the customer's servicing region, or

(2) The General Services Administration (GSA) Federal Supply Service, Inventory Operation Branch (FPIO), Washington, DC 20407-0000.

c. Mailed or electrically transmitted offer or follow-up must contain RIC GGO.

7-34. Notice to reporting activity

GSA will send an FTR via DAAS to the offering activity within 4 work days after the receipt of the FTE. When materiel directed for return is no longer available, a Request for Cancellation (FTC) will be submitted.

Section V

Reporting and Return of Excess Materiel to the DLA Distribution System

7-35. Reporting criteria

Materiel will be reported to the appropriate Defense Supply Center (DSC) regardless of dollar value, except as specified in this section.

7-36. Shipment

Customers will not ship materiel before receiving reply to report of customer excess from the DSC.

7-37. Customer reporting of materiel other than new and unused

Only new and unused materiel will be reported or returned, except as follows:

a. Used but serviceable items that normally are reissuable at the standard price. These will be reported and returned the same as new and unused, unless otherwise directed by the DSC.

b. Used but serviceable items that normally are issuable at a reduced price showing the actual difference in utility or desirability. These items will be reported and returned only when authorized by special instructions from the applicable DSC. Return is not authorized when reissue of an item in used condition is restricted for health, medical, or compelling technical reasons.

c. Centrally managed and procured items in an economically repairable condition. Only those items designated for field repair will be reported to the DSC for return. An item is economically repairable if—

(1) The cost to restore the item to condition code A does not exceed 25 percent of the standard price, or.

(2) The cost to restore the item to condition code B does not exceed 25 percent of the standard price.

7-38. Customer reporting of shelf life items

Items with a limited storage life will be reported and returned only when new, unused, and ready for issue. The expiration date for use, if any, must be at least 1 year after the date of reporting. A DSC may cite specialized reporting requirements needed to determine if the item is returnable. Examples are date of manufacturer, pack, batch/ lot, emulsion number, and manufacturer. These data will be sent as exception data to the report of customer excess. A DSC may direct shipment of sample quantities to laboratories for testing before replying to excess report.

7-39. Report of customer excess materiel cancellation

Customers will cancel reported excess if quantity available in the condition reported is less than that authorized to be returned.

7-40. Planned returns

Quantities of excess materiel greatly exceeding the normal return rate must be coordinated with HQ DLA before reporting excess. Excessive quantities result from large scale operational projects, major installation deactivation, and phasing out of weapons system. Unless HQ DLA specifies otherwise, all returns of this type will be noncreditable.

7-41. Alert or emergency requirements

Return of DLA materiel by the military services will be authorized for credit, regardless of DLA stock position as follows:

a. When return is directed by HQ DLA.

b. When the materiel was withdrawn from the DLA distribution system to support plans caused by an alert or emergency.

c. When the materiel returned is in the same condition code as when withdrawn and is identified by a HQ DLA project code. This code will be on all shipping documents and containers. This code certifies that all quantities were requisitioned to support the alert or emergency.

7-42. Limitations on returns

a. Items requiring special storage or handling (e.g., refrigeration) will not be returned unless specifically authorized by DSC. Medical materiel requiring refrigeration in storage, handling, and shipment will not be reported or returned.

b. DSCs may restrict return of items to those in serviceable condition when in the Government's interest.

7-43. Credit allowance on returns

a. Amount of credit allowance will vary from DSC to DSC. The rule is that DLA will authorize creditable return of items in conditions other than A; however, the items must be received in the reported condition. Credit may be applied based on an allowance of 40 percent for items which are unserviceable/repairable.

b. Offers of excess will be accepted on a creditable basis when the stock position of an item at a DSC is within the Approved Force Acquisition Objective (AFAO). (See DODD 4100.37, Retention and Transfer of Materiel Assets.)

c. Offers of excess will be accepted on a noncreditable basis if the stock position for the item at a DSC exceeds the AFAO.

d. Credit will be allowed for authorized return of limited storage

life items and items with an expiration date. This is restricted to items that can be reissued within the expiration date or storage life as cited by DSC and may be at a reduced unit price (see para *a* above).

e. Credit will be allowed for materiel withdrawn from the DLA distribution system for alerts or emergencies. Conditions in paragraph 7-41 must be met.

f. Credit will not be granted for quantities above those in the Reply to Customer Report of Excess Materiel.

g. Credit will not be granted for any excess materiel returned in a condition not authorized for acceptance for that NSN.

7-44. Special Instructions on the return of Defense Personnel Support Center (DPSC) clothing and textiles materiel

Only condition code A clothing items are to be reported to DPSC.

a. Chemical, biological, and radiological protective clothing may be returned only in unopened original containers.

b. Individual load carrying equipment (FSC 8465) may be returned in condition code B. It will not be reported or returned when unserviceable.

c. Rubber or rubber coated materiel will not be returned after 4 years from the date of manufacture. It may be reported or returned only when serviceable (condition code A or B) and less than 4 years of age.

d. Basic textiles in single pieces of less than 20 yards will not be reported or returned.

e. Except as provided above, materiel will not be reported or returned in condition codes F or G unless authorized by DPSC.

f. The items below may be reported and returned only when new and unused.

- (1) All clothing monetary allowance system items.
- (2) All basic textiles.
- (3) Decorations, medals, and insignia (FSC 8455).
- (4) All flags (FSC 8345).
- (5) Sheets, pillowcases, tablecloths, bedspreads, bed mattresses (FSC 7210).
- (6) Socks, underwear, leather footwear, handkerchiefs, gloves, and headwear.
- (7) Cover, footwear toxicological agents.
- (8) Chemical, biological, and radiological protective clothing.
- (9) Military police items within FSC 8465.
- (10) Canteen, water.
- (11) Sleeping bags.

g. The following items may be reported in condition codes less than A:

- (1) Tentage items.
- (2) Web gear.
- (3) Equipment items such as body armor, helmets, climbing equipment, and skis.

7-45. Special instructions on the return of Defense General Supply Center (DGSC) materiel, photographic supplies, FSC 6750

a. Reportable materiel (see para *b* below) will be processed to DGSC as follows:

(1) Prepare an FTE for each NSN being reported. Include the following information:

- (*a*) Contract number.
- (*b*) Batch/lot number with applicable specification number.
- (*c*) Manufacturer for each batch/lot number.
- (*d*) Date of last test per batch and test results.
- (*e*) Date of pack.
- (*f*) USDA/EPA registration number.
- (*g*) Emulsion number for each batch/lot.
- (*h*) How stored; i.e., controlled/uncontrolled.
- (*i*) Item nomenclature.

(2) If the above information is not initially received with the FTE, and DGSC requires the materiel, they will prepare a message requesting it, and provide the reporting activity an FTD with excess

status code TR. Final disposition will be provided by DGSC using an FTR with the appropriate excess status code.

b. Line item minimum return value, FSC 6750, photographic supplies. (Only condition code A applies.)

(1) CONUS.

(*a*) *Film and paper.* Only materiel which has a line item value exceeding \$500 within the military expiration date may be reported. In addition, no single emulsion number with less than five units or \$100 will be reported for black and white, or five units or \$200 for color film.

(*b*) *Chemicals.* Materiel will not be reported unless the line item value exceeds \$300 and it is within two years of date of manufacture.

(2) OCONUS.

(*a*) *Film.* Only materiel having a line item value which exceeds \$2,500 will be reported. In addition, no single emulsion number with less than five units or \$100 value will be reported for black and white, or five units or \$200 for color film. Because of deteriorative potential of this materiel, authorized returns will be laboratory tested after receipt by the DGSC storage location. Credit will be allowed only for materiel determined to be serviceable after CONUS testing.

(*b*) Sensitized paper products and chemicals are not to be reported. Local disposal is suggested.

7-46. Special instruction on return of DGSC materiel, packaged petroleum products and chemicals in FSGs 6800 and 9100, and empty compressed gas cylinders in FSC 8120

a. A separate report of customer excess, FTE, is required for each batch or lot number for each NSN in FSGs 68 and 91. Aggregating more than one batch or lot number for the same NSN is not authorized and will not be acceptable. The minimum reportable or returnable value for each batch or lot is \$500 for CONUS and \$2,500 for overseas. Items which are coded as acquisition advice code K will only be reported by OCONUS activities.

b. The DGSC managed items in FSG 91 utilized in aircraft operations, missiles, or missile support equipment may be reported only when the materiel is within 12 months of the date of manufacture.

c. All other DGSC managed items in FSG 91 and items in FSG 68 will not be reported unless the materiel is within 18 months of date of manufacture and shelf life is sufficient for reissue of stocks to the reporting military service.

d. All packaged chemical and petroleum products returned must be in the original unit and exterior container and have the following minimum markings:

(1) The contract number, batch or lot number, filling date (date manufactured), and stock number.

(2) Cartons must show no wet stains (dry stains permitted), and no tears or bulges. Drums and pails shall not leak and shall have no dents at the top or bottom seams or on the side weld or seams, no large body dents, no more than a small amount of rust, and all markings must be legible.

e. Filled gas cylinders, FSC 6830, will not be reported or returned.

f. Empty cylinders in FSC 8120, acquisition advice code D of American manufacture (commercial and industrial gas cylinders) in a serviceable or economically repairable condition will be reported for disposition instructions.

g. Gas cylinders manufactured by the following companies have been determined unfit for further use regardless of condition and will be disposed of locally:

(1) Taylor-Wharton Iron and Steel Company during the period 1940-1945.

(2) Cuineo Press, Taylor Division.

(3) Creamery Packaging Manufacturing Company.

h. Cylinders with defects listed below are not reportable and may be disposed of locally:

(1) Low pressure cylinders (less than 900 PSI).

(*a*) Corrosion pits in a general corrosion area exceeding 0.031

inch in depth or isolated pits not in a general corrosion area exceeding 0.05 inch in depth.

(b) Dents including a weld and more than 1/4 inch deep or dents not including a weld and greater than 1/10 of its major diameter.

(c) Cuts, gouges, or digs—no more than 1/16 inch deep.

(d) Bulges, fire damage, arc or torch burns.

(2) High pressure cylinders (above 900 PSI).

(a) Corrosion pits in a general area exceeding 0.026 inch in depth or isolated pits not in a general area exceeding 0.074 inch in depth.

(b) Dents exceeding 1/16 inch in depth or major diameter less than 32 times its depth.

(c) Cuts, gouges, digs—no more than 5/64 inch deep.

(d) Bulges, fire damage, arc or torch burns.

i. Credit will be applied based on an allowance of 40 percent for unserviceable, economically repairable items. Unserviceable items in all other FSCs except for FSC 3530 (industrial sewing machines—) managed by DGSC are not authorized for reporting and will be disposed of locally.

Chapter 8 Disposal Transactions

Section I Processing Materiel to Disposal

8-1. Responsibilities for disposal

a. *Defense Logistics Agency (DLA)*. DLA has overall command and management responsibility for the Defense Personal Property Disposal Program and operation of DRMO's. DLA responsibilities, operating policy, and procedures are in DOD 4160.21-M.

b. *CG, AMC*. CG, AMC recommends policy and procedural changes on the Defense Personal Property Disposal Program to DLA. Send all comments and recommendations for policy or procedural changes to Director, LOGSA, ATTN: AMXLS-RSS, Redstone Arsenal, AL 35898-7466 for staffing with HQAMC.

8-2. Demilitarization

Personal property will be demilitarized in accordance with DOD 4160.21-M-1. Materiel with latent defects will be demilitarized in accordance with paragraph VI, B.26. of DOD 4160.21-M-1.

8-3. Classified materiel

Classified items will not be released to a DRMO for disposition until they have been declassified as prescribed by the owning service.

8-4. Processing materiel to disposal

Excess, serviceable, and unserviceable materiel being turned in to property disposal activities shown in condition codes J, K, L, M, N, P, or R must be reclassified to the proper condition (supply condition codes A through H and S). This must be done before preparing document to ship the materiel to DRMO. Activities must report materiel in the proper condition to prevent having it rejected or returned by the DRMO for proper classification.

a. The transfer of materiel to a DRMO, on a Disposal Turn-in Document (DTID) (app B) requires an authority for disposal. It must be shown on the DTID by the proper disposal authority code (para C-19). The DRMO will reject shipments when a disposal authority code has not been entered on the DTID. This code will be carried in receipt reporting between the DRMO and the Defense Reutilization and Marketing Service (DRMS). DRMS maintains accessible records for 2 years that show stock numbers, quantities, document numbers, disposal authority codes, and extended dollar value of shipments.

b. Procedures for processing materiel to disposal apply only to usable materiel that DRMOs are authorized to physically accept or for which they provide screening and sales service (DOD 4160.21-M, Chap IV).

c. The DTID for the turn-in of scrap and waste will contain, as a minimum—

(1) Basic materiel content.

(2) Estimated weight.

(3) The reimbursement data and account to be credited if proceeds are to be deposited to other than the Defense Budget Clearing Account.

(4) Document number.

d. Materiel not physically acceptable in DRMOs is listed in chapter IV, paragraph D and discussed individually in chapter VI, DOD 4160.21-M.

e. Some property, because of its traits; its potential influence on public health, safety, security; or its potential influence on private industry must be disposed of in other than a normal way. The SA must show these items in block D, DD Form 1348-1 or block 27 of DD Form 1348-1 Automated. This entry will be "in the clear" and contain enough wording to properly identify the category. (See chap VI, DOD 4160.21-M.) When two or more categories apply to the same turn-in document, the one that requires the most stringent controls will take precedence.

f. The supply source will use the Reply to Excess Report (DIC FTR) (chap 7) to notify the reporting activity that the quantity reported (DIC FTE) is excess to supply source requirements and that further action is authorized as indicated by appropriate excess transaction status code (para C-15).

g. The DOD Small Arms Serialization Program (DOD 4000.25-2-M, MILSTRAP) requires that small arms which come under DOD control be immediately registered. Activities turning in small arms to disposal (under DOD control) which have been claimed or confiscated will annotate the appropriate entry in block D of DD Form 1348-1 or block 27 of DD Form 1348-1 Automated (see app B). This will alert DRMO as to its status in the serialization program. These categories are defined as follows—

(1) *Claimed*. Private property whose title has passed to DOD because of a claim against the Government. As an example, damage in connection with Government activities—usually movement of household goods.

(2) *Confiscated*. Private property whose title has passed to DOD because of being confiscated by proper authority. An example is unauthorized property for personal possession.

h. Lost, abandoned, or unclaimed privately-owned property (including small arms) must be processed through a board of officers. If appropriate, the property will be turned in to a DRMO as described in chapter VI, DOD 4160.21-M.

i. Small arms purchased with nonappropriated funds (NAF) turned in to DRMO (under the control of DOD) will be immediately registered in the DOD Central Registry. Activities turning in NAF weapons to disposal will enter "NAF" in block AA of the DD Form 1348-1 or block 27 of DD Form 1348-1 Automated or stamp "NAF" in large bold letters on the face of the DTID. This identifies the status of these weapons which require registration with the DOD Central Registry.

j. When materiel is processed to DRMOs, the Controlled Inventory Item Code will be entered in block N of the DTID (DD Form 1348-1), or block 9 of the IRRD (DD Form 1348-1 Automated). (See AR 708-1 for code assignment.)

8-5. Directing materiel to disposal.(DIC A5J)

Accountable activities will use the DRO (DIC A5J) and related documents to direct and control issue of supply system stocks on their accountable records to disposal. DROs are sent to the storage site having custody of the stock. The SA will prepare the DD Form 1348-1 or DD Form 1348-1 Automated. The document number cannot be the same document number that was used to receive the materiel. See paragraph E-8 (table E-8).

a. When the amount to be transferred to disposal is greater than the quantity field, rp 25-29, use multiple DROs with new document numbers. In this case, each DRO prepared for the same item will contain the total retention quantity in rp 55-61. When the retention quantity exceeds the capability of rp 55-61, the transactions will be processed "off-line."

b. The retention quantity in rp 55–61 will determine the amount of materiel the storage site will turn in to disposal.

(1) The quantity in rp 55–61 will be retained. All remaining stocks will be transferred to disposal.

(2) If the quantity on hand is less than that shown in rp 55–61, the SA will respond in accordance with paragraph 8–6.

c. When the reported item required demilitarization (para 8–2), the AA authorized to dispose of property will use the MRO, DIC A5_, (para E–7 (table E–7)). It directs the SA to ship the materiel to the demilitarization (DEMIL) Account (11P) for accountability pending DEMIL and disposal. When DEMIL of the materiel is completed, the SA will ship the residue directly to DRMO using DRO, DIC A5J (para E–8 (table E–8)).

d. When an item of supply is being directed to property disposal, the Disposal Release Order (DRO) will contain the following, when applicable:

(1) A precious metals indicator code (PMIC) (para C–38(table C–61)) in rp 62.

(2) An automatic data processing equipment (ADPE) identification code (para C–17 (table C–33)) in rp 63. These codes will be perpetuated into the Disposal Release Confirmation (DRC) and the Disposal Turn-in Document (DTID) as they are generated in the logistics system.

e. Distribution of the DD Form 1348–1 or DD Form 1348–1 Automated (w/bar coding) for shipments to DRMO is contained in table 8–3.

8–6. The disposal release confirmation (DRC)(DIC ARJ, ARK, ARL)

a. The DRC document from a nonaccountable storage site advises the supply source of supply action taken on a DRO. DRC documents will be prepared in the format at paragraph E–32 (table E–34). The third position of the DRC relates directly to the quantity shipped to property disposal.

(1) The DRC will contain DIC ARJ when the quantity shipped is the same as that requested in the DRO.

(2) The DRC will contain DIC ARK when the quantity shipped is greater than that requested in the DRO.

(3) The DRC will contain DIC ARL when the quantity shipped is less than that requested in the DRO. When this DIC is sent to the supply source, no further shipments will be made using the same document number.

b. Supply sources will use the DRC with DIC ARK and ARL to adjust the inventory records.

c. If the amount transferred to disposal is greater than the quantity field in the DRC, rp 25–29, process the confirmation off–line.

d. DICs ARJ/K/L will be prepared and sent on the day materiel is delivered to the carrier for shipment to the DRMO. Preparation of the DRC will not wait for receipt of a “driver’s control copy” or signed receipt (block 7–DD Form 1348–1 or block 22–DD Form 1348–1 Automated) copy of the DTID to be returned.

e. When a DRC is not used to confirm shipment of materiel to a DRMO, the DIC AS3 will be generated at the same time as the DIC A5J directing materiel to disposal. This procedure is authorized when circumstances/conditions make the use of DICs ARJ/K/L unnecessary (e.g., local transfers, use of available organic transportation, or other substantiating conditions).

8–7. The disposal release follow-up document(DIC AFJ)

The AA will process a DIC AFJ as a follow-up to the SA for unconfirmed DROs. This will be done 10 days after the date the DRO was created. The DIC AFJ will be prepared in the format of the DRO(para E–8 (table E–8)).

a. If the DRO has been complied with, the SA will respond as cited in paragraph 8–6.

b. If the DRO has not been denied nor complied with and shipment is expected, the storage facility will respond with a DIC AEJ (para E–32 (table E–34)). The estimated shipping date will be rp 57–59.

c. If there is no record of the DRO, the SA will respond with a DIC AEJ. Supply status code BF will be in rp 65–66.

d. If the DRO has been denied a supply status, DIC AEJ, with supply status code BY (para C–15 (table C–31)) will be prepared and sent to the Army supply source.

8–8. Shipment status (DIC AS3) to the Defense Reutilization and Marketing Service (DRMS)

When materiel is shipped to the DRMO, the shipping activity will send shipment status (DIC AS3) through DAAS to the DRMS for all shipments of usable (NSN or PN, excluding scrap—supply condition code S) property regardless of dollar value. The DIC AS3 will contain distribution code 9 (rp 54), quantity shipped, the date shipped, and the unit price (rp 62–68). (Note: If pricing information is not available, enter an estimated unit price. If the value for a part numbered item exceeds the 7–position unit price field, enter the price manually on the DIC AS3 transaction and forward off–line to the DRMS for manual processing.) See paragraph E–33 (table E–35). Activities without a data pattern transmission capability should use formatted teletype message transmission to submit MILSTRIP documents through DAAS to DRMS. When neighter means is available, the documents may be mailed to DRMS.

8–9. Disposal release denials (DRD)(DIC A6J)

a. Storage sites will prepare DRDs in accordance with paragraph E–10 (table E–10). They advise the AA of a total quantity denial on a DRO.

b. Storage sites prepare supply status, DIC AEJ, with supply status code BY (para C–15 (table C–31)) when a disposal release follow-up, DIC AFJ, is received and—

(1) A total quantity has been denied.

(2) The supply source has been previously informed with a DRD, DIC A6J.

c. AAs will use the DRD, DIC A6J, to adjust the accountable records. When there is no record of the original DRD, DIC A6J, the accountable record will be adjusted based on receipt of supply status, DIC AEJ, with status code BY (para C– 15 (table C–3 1)).

8–10. Disposal release cancellations (DIC ACJ)

The AA prepares DIC ACJs (para E–8 (table E–8)) and sends to SA when disposal should be discontinued. Supply source cancellation requests will be submitted only when DROs are unconfirmed. The SA will respond with one of the documents below.

a. When material has been shipped, the response will be a DIC ARJ, ARK, or ARL.

b. When shipment has been denied, the depot or storage activity will respond with supply status, DIC AEJ, with supply status code BY (para C–15 (table C–31)).

c. When canceled, the response will be DIC AGJ in the format of the cancellation request. The exception is that rp 4–6 will contain the RIC of the AA to which the document will be sent and rp 67–69 will contain the RIC of the activity preparing the document.

8–11. Disposal release cancellation follow-up document (DIC AKJ)

The AA will prepare DIC AKJ (para E–8 (table E–8)) to get the latest status on a disposal release cancellation. The SA will process the DIC AKJ as a cancellation request if the original was not received. If the original request has been received and all actions completed, the SA will duplicate the response to the original request.

Section II Intransit Control of Shipments to Disposal Activities

8–12. General

These procedures provide for intransit control of usable property identified by an NSN or part number, including condition code H (excluding scrap—supply condition code S; waste; nonappropriated fund activity property; and lost, abandoned, or unclaimed privately owned property) shipped or transferred to a DRMO on a DTID.

Intransit control extends from the time of release by a shipping activity until receipt of the property by the DRMO. HQ DRMS is the focal point for all intransit control reporting. DRMS will maintain the central file of all intransit transactions up to a period of three years.

a. The reporting to DRMS through submission of shipment status document (DIC AS3) applies to all shipments of usable property regardless of dollar value. The DRMS will process into their intransit control system only those AS3 transactions for—

(1) Shipments of pilferable or sensitive items per the Defense Integrated Data System (DIDS) Total Item Record (TIR) regardless of dollar value.

(2) Items with an extended value of \$800 or more per the DIDS TIR.

b. Discrepancies will be determined based on the document number and quantity. The discrepant line item value will be computed from the unit price in the DIDS TIR; if a DIDS TIR unit price is not available, use the unit price in the Integrated Disposal Management System (IDMS) "receipt of usable property document" or "receipt document."

c. Activities not able to prepare and electrically transmit mechanically processable documents will—

(1) Arrange for preparation of these documents and

(2) Arrange for AUTODIN transmission of these transactions by the nearest support facility having such capabilities.

(3) When unable to obtain support from another activity, formatted teletype transmission should be used to submit MILSTRIP documents through DAAS to DRMS (see para 3-8). When neither means is available, the documents may be mailed to DRMS.

d. Materiel will be processed to disposal per paragraphs 8-4 and 8-5, using the DTID (DD Form 1348-1 or DD Form 1348-1Automated).

(1) For each DTID of usable property shipped to a DRMO, a shipment status transaction (DIC AS3), with distribution code 9 in rp 54, will be furnished to the DRMS per paragraph 8-8. The AS3 will be prepared and transmitted to DRMS when the ARJ/K/L disposal release confirmation is created by the shipping activity. The AS3 will show the actual quantity shipped and the date delivered to the carrier.

(2) On other than local shipments/transfers, the TCN/GBL, certified mail, insured or registered parcel post number will be entered in the AS3 unless the document is transmitted by formatted message using a teletype terminal with less than 80 position capacity. In this latter case, rp 62-80 will be left blank.

(3) The AS3 will create a suspense file at DRMS. The file will contain the data in table 8-1.

e. Use of these controls will—

(1) Provide a central capability to monitor and investigate discrepancies in shipments to DRMOs.

(2) Enable the DRMS to provide information to Service or agency headquarters on the transfer of property to DRMOs.

(3) Show any backlog in receipt processing at a DRMO, which may require DRMS assistance.

f. These procedures do not prevent the DRMO from refusing to accept accountability and physical receipt of certain materiel. Types and classes of materiel are in DOD 4160.21-M, chapter IV, paragraph D. If the materiel is not acceptable for these reasons and the shipment is returned to the shipper, the DRMO will provide a notice of rejection to DRMS. This is per Defense Disposal Manual procedures. The notice of rejection will purge the DRMS suspense file.

8-13. Defense Reutilization and Marketing Office

a. The DRMO will accept accountability of the shipment if the materiel is acceptable based on established criteria (paragraph 8-4d). Local shipments/transfers may be acknowledged by the DRMO by furnishing a signed driver's control copy of the DTID to the deliverer.

b. The DRMO will furnish a signed (block 7-DD Form 1348-1 or block 22-DD1348-1Automated) receipt acknowledgement copy of the DTID upon request by the shipping activity. NOTE: The

DRMO will always furnish a copy of the signed DTID for shipments containing quantity discrepancies. The DRMO will note the difference in the quantity received and the quantity shipped on the DTID.

c. If a discrepancy exists because the quantity received is less than or greater than the quantity entered on the DTID, the DRMO shall notify the shipping activity and local resolution should be attempted. If local resolution is unsuccessful, the actual quantity received will be reported to DRMS as a receipt acknowledgement.

8-14. Defense Reutilization and Marketing Service

a. The DRMS will maintain a suspense file for materiel turned in to disposal. This file will be kept from the time the materiel is shipped from the supply source's storage location, until receipt is recorded in the Integrated Disposal Management System (IDMS). The shipment status (DIC AS3) will create the suspense file at DRMS. This file will, as a minimum, contain the data in table 8-1.

b. All property received at DRMO must be processed into the IDMS accountable records within 10 working days after receipt. When the DRMS processes an IDMS "receipt of usable property document" or "receipt document," it will be compared against the suspense file created by the shipment status (DIC AS3). One of the actions in table 8-2 will result from the receipt document. If no suspense file has been created by an AS3 document, the IDMS receipt will create a suspense file as specified in table 8-1. The suspense file, whether created by an AS3 or by an IDMS receipt, will remain open for a period of one year from the date it is initiated unless it is closed by one of the actions in table 8-2.

c. In addition, DRMS will send a disposal shipment confirmation follow-up (DIC AFX) through DAAS to the activity in rp 30-35 of the AS3 when all of the following exist. The advice code from paragraph C-15 describing the discrepant file condition will be entered in rp 65-66 of the follow-up transaction.

(1) The shipment status document (AS3) has been in the suspense file longer than 60 days (CONUS) or 90 days (overseas, including Alaska and Hawaii) and

(2) The applicable receipt for that AS3 has not been received and

(3) The line item value of the AS3 is more than \$800 (as shown in the AS3 suspense file); or

(4) The item is recorded as pilferable/sensitive regardless of dollar value (as shown in the AS3 suspense file).

Note. RP 4-6 of the DIC AFX will be blank.

d. If a disposal Supply Status (DIC AE3) or a Disposal Shipment Confirmation (DIC ASZ) (para E-34) is not received within 20 days after the Disposal Shipment/Receipt Confirmation Follow-up (DIC AFX) is sent, DRMS will send a second Disposal Shipment/Receipt Confirmation Follow-up using DIC AFZ. Record positions 4-6 will be blank. The record will remain open for a period of one year from the date it was originated unless closed by a response to the AFZ. When moved from the active file, records will be placed on an accessible history file for an additional 2-year period.

e. In addition to the condition in d above, listed below are conditions which will close the DRMS suspense file. DRMS will keep accessible history file records of these actions for two years. These records will contain NSNs, quantities, document numbers, dollar value of variances (if any), and the identity of the shipping activities and DRMOs. Also, DRMS will use internal procedures to communicate with DRMOs when receipt differences exist.

(1) Receipt of supply status (DIC AE3) with status code DE. If received in response to DIC AFX or AFZ with advice code 37, a record of the AS3 is not required.

(2) Receipt of a supply status (DIC AE3) with status code DF.

(3) Receipt of supply status (DIC AE3) with status code DG.

(4) Receipt of supply status (DIC AE3) with status code DH.

(5) Receipt of shipment status (DIC ASZ).

(6) Receipt of supply status (DIC AE3) with status code BF.

f. DRMS will provide a quarterly Intransit to DRMO Report (para 8-15.1) to the Army MILSTRIP focal point (Commander, U.S. Army Materiel Command, ATTN: AMCLG-MS, 5001 Eisenhower

Avenue, Alexandria, VA 22333-0001). Tailored special extract reports will be provided as requested.

8-15. Disposal shipment/receipt confirmation follow-up (DIC AFX or AFZ) procedures are as follows:

a. DAAS will route DIC AFX/AFZ documents to rp 4-6, or to rp 30-35 if rp 4-6 are blank.

b. Supply organizations in receipt of DIC AFX/AFZ documents (based on the entry in rp 30-35) will review the DRMS Intransit Control Advice Code (para C-15a(3)(d)) in rp 65-66 to determine the reason for follow-up so that appropriate research can be conducted. Supply organizations will ensure that shipping activities review signed receipt documents (block 7-DD Form 1348-1, and block 22-DD Form 1348-1 Automated), investigate discrepancies, and respond to DIC AFX/AFZ documents within 10 working days.

c. Wholesale supply sources that receive DIC AFX or AFZ documents (based on the entry in rp 30-35) will do the following:

(1) Search the materiel request history and status file (MRHSF) for a match by document number.

(2) If a match is not made, create and send a supply status DIC AE3 to the DRMS. The DIC AE3 will contain BF status, showing no record of the document number. Distribution code 9 will be entered in rp 54 of the DIC AE3.

(3) If a match is made and the supply source had directed a storage activity to ship the materiel to the DRMO, rp 4-6 of the DIC AFX/Z will be overlaid with the RIC of the storage activity. The DIC AFX/Z will then be transceived to the storage activity.

d. Field supply and reporting activities that receive DIC AFX or AFZ documents (based on the entry in rp 30-35) will do the following:

(1) Search the applicable document history file for a match by document number.

(2) If a match is not made, create and send a supply status DIC AE3 to the DRMS. The DIC AE3 will contain BF status, showing no record of the document number. Distribution code 9 will be entered in rp 54 of the DIC AE3.

(3) If a match is made and the supply activity had transferred or shipped the materiel to the DRMO, the procedures in e below will be followed.

(4) If a match is made and the supply activity had shipped the materiel to an activity other than a DRMO, rp 4-6 of the DIC AFX/Z will be overlaid with the RIC of the activity to which the materiel had been shipped. The DIC AFX/Z will then be transceived to that activity.

e. Shipping and storage activities in receipt of DIC AFX/Z documents will do the following:

(1) Review applicable documentation records. Shipping activities will assure that required copies of the signed (block 7-DD Form 1348-1 and block 22-DD Form 1348-1 Automated) receipts are filed. Copies will be kept for at least two years after the date of the shipment.

(2) Verify the actual quantity received for by the DRMO (blocks S and 7 of the DD Form 1348-1 and block 22 of DD Form 1348-1 Automated).

(3) If there is no record of the shipment or of generating the shipment status (DIC AS3) and a signed copy of the DD Form 1348-1 (block 7) or DD Form 1348-1 Automated (block 22) has not been received, send supply status (DIC AE3) with status code BF in rp 65-66 to DRMS.

(4) If no shipment had been made or there is no record of shipment other than the AS3, send a supply status (DIC AE3), with supply status code DE in rp 65-66, to DRMS.

(5) If shipment has been made but a signed "driver control copy" or a signed receipt copy of the DD Form 1348-1 (block 7) or DD Form 1348-1 Automated (block 22) is not available, contact the DRMO to request that a signed copy be provided. If the DRMO can provide a copy, see (6) below. If the DRMO does not have a record of receipt but the investigation indicates property was removed from the storage area and cannot be located, notify the proper criminal

investigative authority. Also, send a supply status (DIC AE3) with status code DF to the DRMS.

(6) If a signed receipt of the DD Form 1348-1 (block 7) or DD Form 1348-1 Automated (block 22) is available and the quantity received for in block S of the DD Form 1348-1 or block 22 of the DD Form 1348-1 Automated is the same as the quantity on the DIC AS3, send supply status (DIC AE3) with status code DG to DRMS.

(7) If the quantity received for on the DD Form 1348-1 (block S) or DD Form 1348-1 Automated (block 22) is different from that on the original shipment status (DIC AS3), coordinate with the DRMO to resolve the discrepancy. When shortages cannot be resolved and evidence shows that the property was removed from the storage area, the shipping activity will notify the proper criminal investigative authority. Also, supply status (DIC AE3) with status code DH will be sent to the DRMS and overages, will be returned to stock.

(8) If a signed copy of the DD Form 1348-1 (block 7) or DD Form 1348-1 Automated (block 22) is available but there is no record of a shipment status document (DIC AS3) to the DRMS, send a Disposal Shipment Confirmation document (DIC ASZ) reflecting the quantity signed for by the DRMO to the DRMS. Send the DIC ASZ within 10 working days of receiving the Disposal Shipment/Receipt Confirmation Follow-up, (DIC AFX or AFZ).

Note. The shipping activity will initially attempt to resolve all quantity variances by contacting the DRMO (i.e., quantities contained in the Disposal Shipment/Receipt Confirmation Follow-up (DIC AFX or AFZ) differ from quantities signed for by the DRMO (block S of the DD Form 1348-1 or block 22 of the DD Form 1348-1 Automated)).

8-15.1. Quarterly Intransit to DRMO Report (RCS DD-P&L(Q) 1787)

a. The Intransit to DRMO Report (fig 8-1) is a quarterly report produced by DRMS. It is also produced at the end of each fiscal year and includes all of the previous four quarters' totals.

b. The DRMS will furnish two hardcopies of this report to the Army MILSTRIP focal point within 15 days following the end of each quarter. The Army MILSTRIP focal point is HQ AMC, ATTN:AMCLG-MS.

c. The report will consist of four parts.

(1) Total DOD summary.

(2) Service (Army) summary.

(3) DODAAC breakout (including further subdivision by DRMO RIC).

(4) Supplemental invalid DODAAC report.

d. Entries in the report will be as follows:

(1) *Total matches.* Reflects a count of matching DIC AS3 documents and DRMO receipts. Pilferable and sensitive item totals require an exact quantity match. All other items require a quantity match within \$800 of an exact match.

(2) *Discrepancies cleared.* Reflects a count of documents received by DRMS in response to AFX and AFZ follow-ups. Subdivided by type of response (i.e., DIC ASZ or AE3 with status code BF, DE, DF, DG, or DH).

(3) *AFX generated.* Reflects a count of the AFX documents generated during the period (quarter or fiscal year) by DRMS. Subdivided by type of condition causing mismatch between AS3 or receipt.

(4) *AFZ generated.* Reflects a count of the AFZ documents generated during the period (quarter or fiscal year) by DRMS. Subdivided by type of condition causing mismatch between AS3 and receipt.

(5) *No response to AFZ.* Reflects a count of the AFZ documents to which there has been no response. Subdivided by number of days since the DIC AFZ was generated prior to the report preparation cutoff date. Further subdivided by type of condition causing mismatch of AS3 and receipt.

(6) *Unresolved discrepancies moved to history.* Count of the documents (records) moved from the active file to history during the period (quarter or fiscal year) which had no resolution of the discrepant conditions. Documents (records) are moved from the active

file to history one year from the date the first document in the record was received (either AS3 or IDMS receipt document).

**Section III
DRMS/DRMO Processing of Requisitions For DOD Excess Personal Property From Disposal**

8-16. Army screening for DRMS assets

Front End Screening (FES) and Final Asset Screening (FAS) documents are provided by the DRMS to the NICPs for review of available DRMO assets. The Interrogation Requirements Information System (IRIS) is used by the NICPs to selectively interrogate the DRMS computer system for available DRMO assets. The Army procedures for FES, FAS, and IRIS are contained in AR 710-1.J-series documents necessary for accessing/using these programs are contained in paragraphs E-306 through E-311 and tables E-321 through E-326.

8-17. DRMS processing of requisitions received for DOD excess personal property

a. Upon receipt of the requisition, the DRMS will transmit a Materiel Release Order (MRO), DIC A5_, (DD Form 1348-1 or DD Form 1348-1Automated), to the DRMO, if materiel is available. The MRO will be in the format specified in paragraphs B-3a or B-4a. BA status will be furnished all status recipients. In those instances where a specific item has been requisitioned, the DTID or excess report number will be perpetuated on the MRO.

b. If the requisition contains advice code 2J (rp 65-66), DRMS will fill immediately and cancel unfilled portions back to the requisitioner (status CB).

c. If rp 65-66 is blank and the requested materiel is not available, the requisition will be placed on the requisition retention file for a 60 day period, awaiting arrival of assets. Supply status B1 will be furnished to applicable status recipients. When materiel becomes available during this time frame, an MRO and supply status will be produced as stated in paragraph 8-17a above.

d. If the requested materiel does not become available during the 60 day time frame, the requisition will be rejected with status D1.

e. Single line cancellation requests or requisition modifier documents will be processed by DRMS as described in Chapter 4 and

only if the MRO has not been sent to the DRMO or if the requisition is on the requisition retention file. No mass cancellation requests will be processed by DRMS.

f. DRMS will forward cancellation requests (DIC AC6) or follow-ups on cancellation requests (DIC AK6) to DRMOs when an MRC(DIC AR_) has not been received from the DRMO for the item(s) requisitioned. If the MRC has been received from the DRMO, DRMS will send shipment status (DIC AU_) to eligible status recipients.

g. The DRMS will respond to follow-ups and furnish status as described in chapter 4.

h. All transportation charges will be borne by DRMS. Packing, crating, and handling costs will be borne by the host installation of the shipping DRMO (DOD-R 4100.37).

8-18. DRMO processing of requisitions/materiel release orders received for DOD excess personal property

a. On DRMS directed shipments, MROs will be confirmed or denied by the DRMO, as appropriate.

(1) Materiel Release Confirmations (MRCs) will be prepared by DRMO in the format specified in paragraph E-31 (table E-33) (DIC AR_). In addition, a DD Form 1348-1 or DD Form 1348-1Automated release document will be prepared in the format of paragraphs B-3a or B-4a to accompany the shipment.

(2) Materiel Release Denials (MRDs) will be prepared by the DRMO when a negative action is taken on the MRO. MRD format is in paragraph E-9 (table E-9) (DIC A6_).

(3) Responses by DRMOs to follow-ups from DRMS (DIC AF6) will be made using the MRC with DIC AR0 MRD with DIC A6_; or the supply status document with DIC AE6 as appropriate.

b. When the DRMO issues materiel as a result of DD Form 1348-1 or DD Form 1348-1Automated being handcarried to the DRMO, an MRC (DIC AR0) will be prepared in the format of paragraph E-31 (table E-33) and transmitted to DRMS. The DTID number will appear in rp 62-76 and rp 78-80 will contain the RIC of the shipping DRMO.

c. Materiel will be shipped from DRMOs to authorized requisitioners in accordance with established MILSTRIP procedures.

**Table 8-1
DRMS Suspense File**

DataElement	Source
Document Number	AS3
Stock Number/FSC/FSG (if available)	AS3
Unit of Issue	AS3
Extended Dollar Value of Shipment (if available)	DIDSTIR
Controlled Inventory Item Code (Pilferable/Sensitive Items)	DIDSTIR
Quantity Shipped	AS3
Date of Shipment	AS3
Quantity Received	DRMO
Date of Receipt	DRMO
Extended Dollar Value of Receipt	DRMO
Dollar value of quantity variance between shipment and receipt (if available)	N/A

**Table 8-2
DRMS Actions Resulting from IDMS Receipt from DRMO**

Action	Condition
The suspense will be closed	If— The receipt document matches a shipment status document (DIC AS3) in the suspense file, and: There is no discrepancy, or There is a discrepancy (between receipt and status document) of less than \$800 and the item is not recorded as pilferable or sensitive, or The materiel is classified as scrap.
A Disposal Shipment Confirmation Follow-up (DIC AFX)(para E-21 (tables E-22 and E-23) with advice code(para C-1 5 (table C-22)), will be sent through DAAS to the activity in rp 30-35 of the AS3	If— The receipt document matches a shipment status document (DIC AS3) in the suspense file, and: There is a discrepancy value (between receipt and status document) of \$800 or more, or The discrepancy value is less than \$800 and the item is recorded as pilferable/sensitive.
A Disposal Shipment Confirmation Follow-up (DIC AFX)(para E-21 (table E-22 and E-23)) with advice code(para C-15 (table C-22)), will be sent through DAAS to the activity in rp 30-35 of the receipt turn-in document number	If— After 21 days from the date of the DRMS posting of the receipt, the receipt does not match a shipment status transaction (AS3) in the suspense file, and: The extended value of the materiel is \$800 or more; or The item is recorded as pilferable or sensitive. NOTE: DRMS will create the AFX with rp 4-6 always blank.
No further action will be taken (no Disposal Shipment/Receipt Confirmation Follow-up (DIC AFX) will be generated)	If— After 21 days from the date of the DRMS posting of the receipt, the receipt does not match a shipment status transaction (DIC. AS3)in the suspense file; and: The extended value of the materiel is less than \$800, or The receipt is for a "batch" of items received by the DRMO; and: The item is not recorded as pilferable or sensitive. NOTE: DRMOs will not batch lot any property that qualifies for intransit control processing.

**Table 8-3
Distribution of DD Form 1348-1 or DD Form 1348-1Automated (IRRD) for Shipments to DRMOs**

No. of copies	Use
Four copies	Four copies will accompany shipments of materiel to DRMO. (When the DD Form 1348-1Automated with bar coding is used, the original copy will accompany the shipment.) These copies will be used as follows: a. Original—source document file copy. b. One copy—return to the shipper with signature of the receiver. c. One copy—remains attached to property at DRMO. d. One copy—used by personnel screening property for potential reutilization, transfer, or donation. e. One copy—if shipper requires a driver's return copy, a fifth copy will accompany the shipment.

Figure 8-1. Format of a Quarterly Intransit to DRMO Report
QUARTERLY INTRANSIT TO DRMO REPORT

RCS: DD-P&L(Q)1787

Total DoD, Service, or DoDAAC (Clear Text name and address of the DoDAAC will be printed)

	AFZ Generated		No Response to AFZ				Moved to History
	(Advice Code)	(Advice Code)	30-60 days	60-90 days	> 90 days		
Discrepancies Cleared	ASZ BF DE DF DG DH	35 36 37	35 36 37	35 36 37	35 36 37	35 36 37	35 36 37
Total Matches							

NOTE: 1. All columns show transaction totals and dollar totals. Dollars will be shown in multiples of \$100.00.

2. Report prepared in hardcopy will page break after each distinct record, i.e., after each DoDAAC of Service.

Figure 8-1. Format of a Quarterly Intransit to DRMO Report

Chapter 9 DOD Activity Address Directory (DODAAD) and DOD Activity Address Code to Unit Identification Code (DODAAC/UIC) Procedures

Section I General

9-1. Scope

These procedures are applicable to all organizational activities within the Army logistics system; commercial activities which enter into materiel and service contracts with Army; and activities of other Federal agencies which maintain logistics support arrangements with Army.

9-2. General

a. Department of Defense Activity Address Code (DODAAC) description. The DODAAC is a distinctive six-position alpha-numeric address code. The DODAAC identifies a specific unit, activity, organization, non-DOD government element, or a private contractor authorized by DOD to requisition, receive supplies, or receive billing, and is used primarily on MILSTRIP and related documents. The first position designates the military service or other Government element of ownership or sponsorship. The remaining five positions are assigned by the Army Central Service Point (ACSP). The alpha characters O and I are never used in the assignment of DODAACs.

b. DODAAC composition. In its decoded form, the DODAAC breaks down to at least two, and in some instances, three in-the-clear addresses referred to as Type Address Code (TAC) 1, 2, and 3. TAC 1 and 3 addresses are mandatory and must be provided to the ACSP in order to assign a DODAAC.

(1) *TAC 1 address.* Used for mail, parcel post, and small package shipments.

(2) *TAC 2 address.* Used for freight shipments, but only when a unit, activity, or organization is to receive freight at an address different from the TAC 1 address.

(3) *TAC 3 address.* Used for billing purposes and must contain an address that is listed with a fiscal station number in the Disbursing and Fiscal Station Number Directory.

c. Purpose of DODAAC. A DODAAC is assigned to provide the DOD logistic community and activities they support with a coded address for use in automated systems involving requisitioning, receipt, storage, issue, shipment, maintenance, and billing of materiel.

d. Types of DODAACs. See paragraph C-6, table C-15 for service codes. There are four categories of codes—

(1) Military services with an alpha first position. Army uses "W".

(2) Military service contractor codes with an alpha first position. Army uses "C".

(3) Federal agency codes with a numeric first position.

(4) Military Assistance Program Address Codes (MAPACs) with an alpha first position. Army uses "B".

e. DODAAC/Department of Defense Activity Address File (DODAAF) file management.

(1) The total DODAAF is a machine processable file containing the activity address code and clear-text address of activities. It is maintained and managed by the Defense Automatic Addressing System Office (DAASO) in Dayton, Ohio. DAASO receives transaction data from all services/agencies and broadcasts to the individual service/agency points daily. Each service/agency is responsible for the accuracy of its data submitted to DAASO, and each service point must maintain the automated DODAAF on line for the use of its respective service/agency.

(2) For Army, the DODAAF is maintained on a current basis by the Army Central Service Point (ACSP) at the USAMC Logistics Support Activity, ATTN: AMXLS-MSF, Chambersburg, PA 17201-4180.

(3) Army Network Stations (ANSs), established by the MACOMs, maintain the DODAAF at the installation level. The

ACSP broadcasts updates to the DODAAF at each ANS on a daily basis. A list of designated ANSs is at paragraph 9-22.

(4) DODAAC coordinators, established by the MACOMs, will verify the validity of adds, changes, and deletes provided to the ANS for processing to the ACSP.

f. Source of DODAAC information.

(1) Information relative to DODAACs will be furnished by the ACSP in response to telephonic, message, or letter requests. Inquiries must contain justification for requesting information. Media contact information is as follows—

(a) DSN-570-8156.

(b) Commercial-(717) 267-8156. The ACSP's telephone hours are 0700-0900 and 1300-1500 EST.

(c) Message-DIRLOGSA CHAMBERSBURG PA//AMXLS-MSF//.

(d) Letter-Director, USAMC Logistics Support Activity, ATTN: AMXLS-MSF, Chambersburg, PA 17201-4180.

(e) Electronic mail-acsp@letterkenn-emhl.army.mil.

(2) For transactions submitted by AUTODIN to LOGSA (ACSP), the Communications Routing Indicator (COMRI) is RUCYABD, and the Content Indicator Code (CIC) is DHFJ.

(3) For contracts established by commands/activities that require government furnished materiel, parts or equipment (GFM/GFP/GFE), the procedure in paragraph 9-15 applies.

(4) For automated inquiry into the DODAAD, a user's handbook can be obtained from the ACSP at LOGSA. Send requests to Director, USAMC Logistics Support Activity, ATTN: AMXLS-MSF, Chambersburg, PA 17201-4180.

g. Source for the DOD Activity Address Directory (DODAAD). Obtain the DODAAD (DOD 4000.25-6-M) through normal publication supply channels, using DA Form 12-4-E (Subscription Numbers, Part I (Miscellaneous Administrative Publications and Posters)) for initial distribution and DA Form 4569 (USAPC Requisition Code Sheet) for resupply. Send requests to U.S. Army Adjutant General Publication Center, ATTN: AGDM-O-D, 2800 Eastern Boulevard, Baltimore, MD 21220-2896.

h. Definitions. Definitions of terms used in this chapter are in the glossary.

9-3. Policy

a. Unit Identification Codes (UICs) and DODAAC/UIC cross references. Each transaction requesting a DODAAC addition or change of Army name in-the-clear-text address must be accompanied by a valid UIC and valid UIC data in the format described in table E-332. A UIC is invalid if.

(1) The UIC is not registered on the Status of Resources and Training System (SORTS) managed by the U.S. Army Command Control and Support Agency (USACCSA), DSN 225-9010.

(2) The UIC Army name does not match the DODAAC Army name appearing in the clear-text address of the transaction.

(3) The UIC is not related to the Army command requesting the DODAAC.

b. DODAAC/UIC cross-reference correction. When requesting a corrective DODAAC/UIC cross-reference change, only the DODAAC/UIC cross-reference record (Number 5) (table E-332) and the entire TAC 1 record must be submitted. Written justification for change may be required at the discretion of the ACSP.

c. DODAAC file update.

(1) All DODAAC broadcasts received from the ACSP will be posted IMMEDIATELY upon receipt and not accumulated for periodic posting. This will ensure that the most current data is available while maintaining the integrity of the Army DODAAC system.

(2) All DODAAC broadcasts from the ACSP will be posted in change number sequence.

(3) DODAAF microfiche do not reflect current DODAAC status and will not be utilized in MILSTRIP, MILSTAMP, or MILSBILLS applications. Activities having need to refer to or apply DODAACs routinely as an operational/administrative necessity will request ANS designation from their MACOM and distribution of the automated file from the ACSP.

d. DODAACs involved in organizational changes. In order to

preclude distribution and accumulation of supplies for unauthorized items and unauthorized levels, and to maintain property book/UIC cross reference stability, the following applies:

(1) When a unit is deactivated with no concurrent reorganization or reactivation under a new UIC, a request for deletion of the unit's DODAACs must be submitted to the ACSP. If a request for deletion of a DODAAC is not received to coincide with the unit deactivation date, the ACSP will notify the MACOM. If the MACOM does not respond within 90 days, the ACSP will delete the DODAAC. DODAACs of deactivated units described above will not be retained by the MACOM for future assignment for any other purpose. For each deactivation that results in a DODAAC deletion requirement, action must be taken by the command/activity to cancel outstanding requisitions and deobligate funds for such DODAACs to coincide with the official organizational change date.

(2) When a unit is redesignated and the UIC is changed, the DODAAC should be retained. DODAAC/UIC cross-reference correction will be processed in accordance with paragraph 9-3b. If the UIC is not changed, only a DODAAC address change is required.

e. DODAAC qualification(s). When a unit/activity is authorized to requisition, ship, or receive materiel, the unit/activity can be authorized a DODAAC. Multiple DODAACs may be authorized only if the organization/activity has separate authorized functions; i.e., DS/GS Maintenance, ORF, Stock Record Account (Class II, IV, VII) or if the organization/activity is geographically dispersed and support at the parent installation is not practical.

f. Stock record accounts. Stock record accounts that are authorized to requisition Operational Readiness Float (ORF) will have a DODAAC and a derivative UIC distinct from the property book.

Section II Responsibilities

9-4. Major commands and separate reporting activities

Commanders of major or separate reporting commands and chiefs of separate activities will:

a. Advise Director, USAMC Logistics Support Activity, AT-TN:AMXLS-MSF, Chambersburg, PA 17201-4180, of installations and activities that are designated ANS for transmitting DODAAC additions, deletions, or changes to the ACSP. All installations, activities, or commands that have established or will establish the DODAAF must be included in the list of ANSs or come under an established ANS. Tenant activities at an installation should use the ANS of that installation. Command channels will be used when the Army element is not collocated with ADP facilities or not located at an installation with an established ANS. For assistance, contact the ACSP by any of the media indicated in paragraph 9-2f.

b. Ensure that each installation/activity establishes a DODAAC coordinator.

c. Establish procedures to ensure that—

(1) All DODAAC transaction requests are provided to the DODAAC coordinator, in writing, with proper authority signature for approval/disapproval.

(2) The DODAAC coordinator will reject DODAAC transactions that conflict with the policy stated in paragraph 9-3.

(3) Only DODAAC requests validated by the DODAAC coordinator will be transmitted by the ANS.

d. Monitor the performance of designated subordinate ANSs based on performance data provided by the ACSP.

e. Ensure that the ANS DODAAC files, DODAAC/UIC cross-reference data, and the ACSP DODAAF system contain current, complete activity address codes and correlative address information for their activities.

f. Establish procedures to ensure that, in the event of troop deployment, the ANS of the losing installation accomplishes all DODAAC information changes for the deploying unit(s). The losing installation will coordinate DODAAC TAC 1, 2, and 3 changes with the gaining theater/installation ANS.

g. Ensure that, for other than deployment, when a unit is transferred to another installation (CONUS or OCONUS) or when a

reserve component moves to a mobilization installation, the gaining installation accomplishes all DODAAC TAC 1, 2, and 3 changes for the pertinent unit.

9-5. Headquarters, Army Materiel Command (AMC)

Deputy Chief of Staff, Supply, Maintenance, and Transportation will—

a. Provide guidance for assigning activity address codes (AMCSM-MSM).

b. Provide guidance for assigning break bulk points (BBP) and water port identifier codes (WPIC) (AMCSM-MTS).

c. Direct all DSS/ALOC additions, changes, and deletions (AMCSM-MTS).

9-6. Army Central Service Point (ACSP)

The ACSP will—

a. Ensure that mobilization contingency plans embrace 24 hour day, 7 day week operations.

b. Receive, review, control, and accomplish DODAAC additions, deletions, changes; verify UIC data from ANSs against the Status of Reporting and Training System; and manage the ACSP DODAAF system.

c. Challenge DODAAC requests (adds and changes) that do not conform to stated policy.

d. Reject DODAAC transactions that do not conform to data element format prescribed in paragraph E-314 (table E-329).

e. Forward rejects to ANS.

f. Broadcast Army DODAAC assignments, changes, and deletions daily to the ANS or major command.

g. Receive and process a tape (weekly) from the SORTS containing all currently assigned UICs.

h. Review the master file to identify those DODAACs which, due to age or validity of data, may be candidates for deletion. These DODAACs will be verified, retained, updated, or deleted as appropriate.

i. Validate the UIC of the DODAAC request, review all DODAACs related to the UIC, and determine if requestor can use a currently assigned DODAAC.

j. Challenge DODAAC requests with completely foreign civilian/military addresses, obtain Army connection, and require resubmission of request to reflect Army connection.

k. Apply a single digit code to the DODAAC file that will identify DSS, ALOC, RAPIDS II, and non-DSS/non-ALOC units.

l. Conduct annual reconciliation of ACSP DODAAF with DAASO for Army addresses ("W" series DODAACs), and contractor DODAACs ("C" series).

m. Edit in-the-clear addresses and other pertinent data submitted. Data submissions containing errors will be returned to source for correction and resubmission.

n. Broadcast DODAAC transactions to the DAASO simultaneously with broadcasts to ANS within 24 hours after receipt.

o. Broadcast other service DODAAC transactions to ANSs as received from DAASO.

p. Furnish the Army DODAAF and DODAAC/UIC cross reference data to the Logistics Programs Support Activity (LPSA) by daily broadcast.

q. Establish method to monitor DODAAF transaction processing performance through all segments of the Army DODAAC system.

r. Establish suspense follow-up system on transactions as required.

s. Control assignment (addition and deletion) of contractor DODAACs and submit to DAASO for inclusion in the DODAAD. Monitor and update effective/termination dates as well as correction and resubmission of corrected changes for these DODAACs.

9-7. Army Network Station (ANS)

The ANSs will—

a. Ensure that additions and changes broadcast by ACSP are not used in the logistics system before the effective date.

b. Provide a break bulk point (BBP) DODAAC for CONUS and oversea units, when applicable. Oversea units serviced by DSS and/

or ALOC will show the BBP code of the servicing CONUS consolidation and containerization point (CCP).

c. Furnish the ACSP the applicable water port identifier code(-WPIC) and air terminal identifier code (ATIC) for OCONUS units.

d. Post DODAAC transactions on the same day received to prevent shipment and mail or other response to an obsolete or changed DODAAC address. The ACSP will provide the broadcasts in change number sequence. This is a 4-digit code assigned by the ACSP. The first position indicates the last digit of the calendar year and the next three digits indicate the sequence of changes from the ACSP. Make sure that all changes have been received. If there is a gap in the change numbers, allow up to three (3) working days before contacting the ACSP to obtain any missing sequence changes. Do not delay processing of changes while awaiting receipt of any missing or delayed sequence changes.

e. Provide the ACSP with a current point of contact (POC) to include a primary and an alternate, electronic mail address, office symbol, DSN number, and commercial number. ANS will ensure that changes to the POC, electronic mail address, office symbol, and DSN number are provided within 10 working days.

f. Provide to LOGSA, ATTN: AMXLS-RSS, the current ANS in-the-clear address and attention line. Ensure that changes to the address are provided as soon as possible for updating paragraph 9-22.

9-8. Defense Automatic Addressing System Office(DAASO)

DAASO will-

- a. Maintain the DODAAF.
- b. Publish the quarterly DODAAD on microfiche.
- c. Broadcast, to the ACSP, only DODAAF changes of other DOD services and other government agencies.

9-9. Logistics Programs Support Activity (LPSA)

LPSA will receive and utilize DODAAC/UIC cross reference data from the ACSP for maintenance of the Continuing Balance System-Expanded (CBS-X), which will be updated on a daily basis.

9-10. U.S. Army Command, Control, and Support Agency (USACCSA)

The USACCSA will provide ACSP with a weekly tape containing all currently registered UICs.

9-11. DODAAC coordinator

The DODAAC coordinator will-

- a. Screen DODAAC additions, deletions, changes, and UIC/DODAAC cross reference data to ensure they meet criteria set forth in paragraph 9-3. These transactions will be provided to the ANS within 3 workdays after receipt or development.
- b. Reject any requests for DODAAC additions, changes, or deletions that do not conform to policy set forth in paragraph 9-3.
- c. Coordinate TAC 3 additions, changes, and deletions with the supporting finance office.
- d. Ensure that billing addresses (TAC 3) are recorded for DODAACs under their station.
- e. Ensure that the registered unit name appears in the TAC 1 and TAC 2 of the clear-text address of the request for DODAAC assignment or change.
- f. Set an effective date for additions, deletions, and changes that will result in effective supply actions/supply termination in accordance with policy in paragraph 9-3.
- g. Provide the ACSP with a current point of contact (POC) to include electronic mail address, office symbol, DSN number, and commercial number. DODAAC coordinator will ensure that changes to the POC, electronic mail address, office symbol, and DSN number are provided within 10 working days.
- h. Ensure that DODAAC requisitioning authenticity codes are entered in all DODAAC additions and changes (see table E-329).
- i. Ensure that annual reconciliation is accomplished in accordance with ACSP request.

j. Validate all existing DODAACs under his or her station in conjunction with the annual reconciliation. The purpose of the validation process is to purge the DOD Activity Address File of old, unneeded, and unauthorized DODAACs.

Section III DODAAC Additions, Changes, and Deletions

9-12. Assignment of DODAACs for Army units/activities

a. The ACSP is the only activity designated by DA to assign Army DODAACs. In addition, the ACSP assigns DODAACs to non-Army units, for example, embassies and the Red Cross. The ACSP will assign DODAACs upon receipt of requests from MACOMs or ANSs. Any activity that is authorized a stock record account (SRA), property book (PB), or is designated as a supply support activity(SSA) may be assigned an Army DODAAC.

b. When a DODAAC is required, the requester will provide a written request to its DODAAC coordinator. If not collocated with an ANS, the DODAAC coordinator will forward the written request through the major command to the ACSP.

c. DODAACs will not be assigned more than 365 days before activation date of unit. This applies to both CONUS and OCONUS.

d. Requests for DODAAC assignments (DIC TA1) will be sent using the format as outlined in paragraph E-314b (table E-329) and paragraph E-314e (table E-332). In an emergency situation, DODAAC assignments may be expedited by priority correspondence from MACOM, DODAAC coordinator, or ANS to the ACSP. The ACSP authorized message address is: DIRLOGSA CHAMBERSBURG PA//AMXLS-MSF//. Basic guidelines for DODAAC assignments are as follows:

(1) When a unit has been assigned a DODAAC, it will not change regardless of future geographic relocations or unit mission changes. Therefore, MACOMs/ANSs must ensure that when requesting DODAAC assignments, the unit does not have a DODAAC on file for a previous location or UIC.

(2) Unit names and addresses will not be punctuated and will be limited to rp 14-48 on document 1 and 14-48 on documents 2 and 3, using standard Army abbreviations in AR 310-50, when necessary. Special characters are not permitted except a dash(-) in the ZIP + 4, which is mandatory. See table 9-1 for sample.

Table 9-1
Display of Address for Requesting DODAAC Assignment

Data Element: Unit designation

Example: 29TH AVIATION COMPANY (29TH Avn Co) 684TH SIGNAL COMPANY (684th Sig Co)

Data Element: Street address or equivalent

Example: BLDG 310 1234 JONES ST

Data Element: City, State, and 9-position ZIP Code

Example: CLEVELAND, OH 44105-0000

(3) All requests for DODAAC assignments will be submitted to the ACSP at least 3 workdays prior to the effective date.

(4) Requests for DODAAC assignments must contain a valid UIC registered in the SORTS data base before a DODAAC can be assigned. The format for DODAAC/UIC cross reference is in paragraph E-314e (table E-332).

(5) The registered unit name of the UIC must appear in the first line of the TAC 1 and TAC 2 clear text. DODAAC transactions that do not state the registered unit name in the TAC 1 and TAC 2 address will be rejected to the ANS.

(6) A 6-position BBP DODAAC will be included in all addresses for CONUS activities. A BBP is not mandatory for oversea DODAACs; however, oversea units serviced by a CONUS CCP will show the applicable BBP code of the servicing CONUS CCP.

(7) A 6-digit standard point location code (SPLC) (ref: National Motor Freight Directory) will be included in all addresses for CONUS activities. The ANS will enter the code in rp 52-57 of document number 1 of the TAC 1 or TAC 2. If the TAC 1 and TAC

2 are on file, the SPLC is entered only in document 1 of the TAC 2. The SPLC must correspond to the geographic location of the BBP Freight address.

(8) A 3-position indicator code that identifies either a WPIC or an ATIC will be included in all addresses for OCONUS activities only. WPICs are published in DOD 4500.32-R(MILSTAMP). ATICs are published in the Military Airlift Command(MAC) Sequence Channel Listing and also DOD 4500.32-R.

(9) A billing address (TAC 3) with a valid Fiscal Station Number (FSN) listed in the Disbursing Fiscal Station Numbers Directory is mandatory for all DODAAC assignments.

(10) There is no geographic significance in the DODAAC. To provide geographic locations, a state/country code entry document(DIC X88) is provided by the ACSP to all AMC network stations. The DIC X88 document is provided as an automated file convenience to preclude manual intervention where geographic location is of major significance. Format is outlined in paragraph E-314f (table E-336).

e. An address code with the first position "Y" may be assigned locally for internal use only. Address codes with "Y" in the first position will not be sent to the ACSP for inclusion in the DODAAF. The second through sixth positions of these address codes may be alphabetic, numeric, or alphanumeric. These codes may be used to show a work order number, fund, project, building number, or other data. All unfilled positions must be zero-filled. (Not to be used for exception data).

f. International Logistics Program (ILP) address codes are in the Military Assistance Program Assistance Directory (MAPAD) (DOD 4000.25-8-M).

9-13. DODAAC changes and deletions

a. Requests for changes to DODAACs will be processed by the ACSP upon receipt from MACOMs or ANSs. The format for DODAAC changes(DIC TA3) is provided in paragraph E-314b(table E-329). Basic guidelines for DODAAC changes are identical to those outlined in paragraph 9-12. Additional guidelines are:

(1) In an emergency situation, DODAAC changes may be expedited by priority correspondence from MACOM, DODAAC coordinator, or ANS to the ACSP. The ACSP authorized message address is: DIRLOGSA CHAMBERSBURG PA//AMXLS-MSF//.

(2) When submitting a DODAAC change, submit only the TAC that is affected. For example, if a DODAAC currently has a TAC 1, 2, and 3 on file and the TAC 2 (freight) address is changing, only TA3 documents for the TAC 2 need be submitted.

b. Format for requesting deletion of a DODAAC is in paragraph E-314c (table E-334) and, as with additions and changes, must be submitted to the ACSP at least three days before the effective date. The effective date for deletions should be established to allow sufficient time for supply, billing, or other documents to be completed before the deletion date.

c. The TA1 and TA4 transaction(s) for the same DODAAC will not be submitted with the same transaction submission date(s). The TA4 transaction submission dates must be later than the TA1/TA3 transaction submission dates.

Section IV Special Procedures

9-14. DODAACs for foreign governments and foreign commercial activities

a. DODAACs will not be assigned to foreign governments for the purpose of requisitioning on the DOD supply system. When it is necessary to provide DOD materiel to a foreign government, such materiel will be provided through the MAP/FMS system. In the case of foreign commercial activities, if the contractor has been awarded an Army Contract with authorization to requisition, ship, or receive materiel, the foreign commercial activity can be authorized a DODAAC.

b. AMC NICPs will request DODAACs for and provide automated programs to control the requirements for and the release of DOD materiel to foreign contractors through their MCAs.

9-15. Contractor DODAACs

a. Contractor DODAACs for Army contractors are also assigned by the ACSP.

(1) DODAACs for commercial activities having contracts with the Army will be assigned by the ACSP on the basis of a separate DODAAC for each contract number/delivery order for which GFM/GFP/GFE is authorized or for which the contractor will requisition from the DOD supply system. This holds true regardless of the number of contracts/delivery orders a commercial activity may have with the Government.

(2) Requests for contractor DODAACs, in support of contractor requisitioning and receipt of GFM/GFP/GFE, will be made by written correspondence/message through the DODAAC coordinator and the contracting office of the Army activity having contract responsibility. Requests for contractor DODAACs will be in the format in paragraph E-314 (tables E-330 and E-333).

(3) Each request for a contractor DODAAC must contain—

(a) The first and second positions of the contractor DODAAC—(constant "C" and activity code) as described in paragraph 9-15b.

(b) The five (5) position Commercial and Government Entity(CAGE) code (formerly FSCM code) applicable to the contractor for whose contract the DODAAC is being requested. The CAGE code address must match the shipping address in DODAAC request. The CAGE code is assigned to commercial entities registered to do business with the U.S. Government. The entity code is listed in Supply Bulletins (SB)708-41, SB 708-42, SB 708-81 and SB 708-82. When a CAGE is not listed in these SBs, the manufacturer must submit a DD Form 2051 (Request for Assignment of a Commercial and Government Entity (CAGE) Code)) through the Army Contracting Officer to the Defense Logistics Services Center, ATTN:DLSC-CGC, Federal Center, Battle Creek, MI 49017-3084.

(c) Contract number.

(d) The effective date of the contract—which will be the effective date of the DODAAC.

(e) The expiration date of the contract—which will be the deletion date of the DODAAC.

(f) Army logistic support category (GFM, GFP, GFE).

(g) In-the-clear text address for mailing, shipping, and billing.

(4) The ACSP will send a computer generated letter to the NICP/responsible command 90 days prior to the expiration date of a contract DODAAC. In addition, a follow-up letter will be forwarded 30 days prior to expiration should a response not be received. If a response is not received prior to the contract expiration date, then the DODAAC will automatically be deleted by the ACSP. If the contract has been extended beyond the current expiration date, then a copy of the contract extension will be provided to the ACSP by the NICP/responsible command along with the DIC TA3 change.

b. Contractor DODAACs will contain a constant "C" in the first position (as described in paragraph C-6, table C-15); the second position will be assigned based on the requesting activity code displayed at table E-333 (rp 9 entry). The third position will be the SIMA-assigned subcommand code of the requesting Army commodity command/activity. The fourth through sixth positions will be randomly assigned by the Army CSP (LOGSA).

9-16. Mobilization DODAAC procedures

a. In order to expedite DODAAC changes for mobilizing units, FORSCOM will pre-position a file of mobilization unit DODAACs at the ACSP using the format at para E-314d(table E-331).

b. Additions, changes, or deletions to the mobilization station address file required prior to mobilization will be forwarded to the ACSP by FORSCOM ANS (table E-331). The ACSP will post the changes as received.

c. Upon mobilization, DODAACs will be released as directed by FORSCOM or in accordance with prior arrangements by FORSCOM with the ACSP.

9-17. COHORT DODAAC/UIC transaction processing

a. In order to implement COHORT battalion rotation with a minimum of logistic disturbance, the following applies. This procedure is the only exception to the DODAAC/UIC cross reference policy stated in paragraph 9-3.

(1) The DODAACs of the respective CONUS/OCONUS battalions will stay in place geographically.

(2) The unit name data in the clear text of the TAC 1 and TAC 2 addresses will be changed to reflect the incoming unit. The TAC 1 and TAC 2 address will include the acronym COHORT.

(3) The UIC will be changed to reflect the incoming unit UIC.

(4) All other DODAAC address data will remain unchanged.

(5) DODAAC/UIC changes will be accomplished as a TA3 transaction with TACs 1 and 2 (table E-329) and UIC document 5 (table E-332).

b. To alert the ACSP, the responsible command will notify the ACSP 30 days in advance, indicating the date necessary transactions will be forwarded for CBS-X DODAAC/UIC cross reference purposes. A copy of this letter will be furnished to Logistics Programs Support Activity, ATTN: AMSDS-SM-LAD, Chambersburg, PA 17201-4180.

c. For assistance in preparing DODAAC transactions for COHORT battalion rotations, contact the ACSP (paragraph 9-2f).

9-18. DODAACs for deployment exercises (DEPEX)

a. In order to assure continuity of supply for unit equipment used during a DEPEX, the following will be adhered to:

(1) A DODAAC will be requested for each DEPEX unit now having a DODAAC assigned. The TAC 1 and TAC 2 address will include the acronym DEPEX

(2) The TAC 1 and TAC 2 address will be the deployment address.

b. The ACSP will be notified of DEPEX DODAAC requirements by letter 30 days in advance of such requirements, followed by the necessary TA1 actions by AUTODIN transmission. This letter will also advise of the termination date for such DODAACs. Upon completion of the deployment exercise, TA4 deletion actions will be submitted by the DEPEX command. Failure to submit TA4 deletions will result in the ACSP making the deletion based on the DEPEX termination dates furnished in the DODAAC requirement letter.

9-19. DODAAC transactions for deployment

a. The losing installation/activity will accomplish all DODAAC transactions for troops deploying from CONUS to OCONUS, within OCONUS, within CONUS, or from OCONUS to CONUS.

b. All DODAAD transactions will be coordinated by the losing installation with the gaining command/theatre.

c. Where possible, all deployment transactions will be processed through ANS.

9-20. DSS/ALOC coding

a. The ACSP will apply a one-position code (rp 76) to the DODAAC file that will identify a unit as being authorized DSS and/or ALOC.

b. Only the ACSP has the authority to add, change, or delete a DSS/ALOC authorization. DSS/ALOC additions, changes, and deletions must be directed by HQ AMC (AMCLG-MT).

c. The ACSP has the capability to provide listings of DSS/ALOC units by geographic area and location.

9-21. Military Assistance Program Address Directory (MAPAD)/Military Assistance Program Address Code (MAPAC)

a. ILP address codes are in the MAPAD (DOD 4000.25-8-M).

b. The MAPAD is established and managed by the U.S. Army Security Affairs Command, USASAC, located at New Cumberland Army Depot, New Cumberland, PA 17070-5096.

c. All transactions, data requirement's, and information other than clear text are accomplished by USASAC.

d. MAPACs are contained in the ACSP file and clear text data is available to Army activities having need.

Section V

Army Network Stations (ANSs)

9-22. Designated ANSs

The following installations and activities are ANSs:

a. Commander

U.S. Army Armament, Munitions, and Chemical Command
ATTN: AMSMC-MMD-L
Rock Island, IL 61299-6000

b. Commander

U.S. Army Support Command, Hawaii
ATTN: APZV-DLS-P
Fort Shafter, HI 96858-5000

c. Commander 200th TAMMC

ATTN: AEAGD-MMC-AA-D
Zweibruecken, GE
APO NY 09052-5356

d. Commander

U.S. Army 6th Support Center (MM)
ATTN: EANCS-SSC-LSC
Camp Henry, Taegu, Korea

APO San Francisco 96212-0172

e. Commander

U.S. Army Japan

ATTN: AJGD-SS

Camp Zama, Japan

APO San Francisco 96343-0054

f. Chief

ARNG Operating Activity Center

ATTN: NGB-ARL, Bldg E4430

Aberdeen Proving Ground, MD 21010-5420

g. Commander

USAMC Logistic Control Activity

ATTN: AMXLC-UA

Presidio of San Francisco, CA 94129-6900

h. Commander

U.S. Army Missile Command

ATTN: AMSMI-LC-MM-DDC

Redstone Arsenal, AL 35898-5239

i. Commander

Tooele Army Depot

ATTN: SDSTE-SUT-D

Tooele, UT 84074-5003

j. Commander

Anniston Army Depot

ATTN: SDSAN-DGS-TD

Anniston, AL 36201-5021

k. Commander

U.S. Army Tank-Automotive Command

ATTN: AMSTA-FPAP

Warren, MI 48397-5000

l. Commander

Military Traffic Management Command

ATTN: MT-LOL

5611 Columbia Pike

Falls Church, VA 22041-5050

m. Commander

U.S. Army Communications-Electronics Command

ATTN: AMSEL-MMD-S

Fort Monmouth, NJ 07703-5006

n. Commander

Tobyhanna Army Depot

ATTN: SDSTO-SS-A

Tobyhanna, PA 18466-5062

o. Commander

Sacramento Army Depot

ATTN: SDSSA-TTM

Sacramento, CA 95813-5032

p. Commander
Red River Army Depot
ATTN: SDSRR-SPS
Texarkana, TX 75507-5000

q. Commander
Corpus Christi Army Depot
ATTN: SDSCC-SUA
Corpus Christi, TX 78419-6030

r. Commander
New Cumberland Army Depot
ATTN: SDSNC-T-MOD-AS
New Cumberland, PA 17070-5001

s. Commander
U.S. Army Training and Doctrine Command
ATTN: ATBO-HSS
Fort Monroe, VA 23651-5000

t. Commander
U.S. Forces Command
ATTN: FCJ4-SMS
Ft. McPherson, GA 30330-6000

u. Commander
USA Military District of Washington
ATTN: ANLOG-SM
Cameron Station Building 17
Alexandria, VA 22304-5050

v. Commander
Letterkenny Army Depot
ATTN: SDSLE-TGD
Chambersburg, PA 17201-4150

w. Commander
U.S. Army Aviation and Troop Support Command (TROOP)
ATTN: AMSAT-I-SPS
4300 Goodfellow Blvd.
St. Louis, MO 63120-1798

x. Commander
U.S. Army Aviation and Troop Support Command (AIR)
ATTN: AMSAT-I-SPS
4300 Goodfellow Blvd.
St. Louis, MO 63120-1798

y. Commander
6th Infantry Division (Light)
ATTN: AFVR-DL-CBD
Ft Richardson, AK 99505-5700

z. Commander
18th Airborne Corps
ATTN: AFZA-DL-PS
Ft Bragg, NC 28307-5000

aa. Commander
101st Airborne Div (AASLT)
ATTN: AFZB-DL-SS-PC-C
Ft Campbell, KY 42223-5000

ab. Commander
4th Infantry Div (Mech)
ATTN: AFZC-DL-M-S
Ft Carson, CO 80913-5000

ac. Commander
Ft Devens
ATTN: AFZD-DIS
Ft Devens, MA 01433-5330

ad. Commander
Ft Drum
ATTN: AFZS-DL-S
Ft Drum, NY 13602-5095

ae. Commander
National Training Center (NTC)
ATTN: AFZJ-DLS
Ft Irwin, CA 92310-5000

af. Commander
III Corps and Fort Hood

ATTN: AFZF-DL-S
Ft Hood, TX 76544-5060

ag. Commander
Ft Sam Houston
ATTN: AFZG-DL-RMSY
Ft Sam Houston, TX 78234-5000

ah. Commander
HQ 1 Corps and Ft. Lewis
ATTN: AFZH-DLS-CA
Ft Lewis, WA 98433-5000

ai. Commander
Ft McCoy
ATTN: AFZR-DIS-C
Sparta, WI 54656-5000

aj. Commander
Ft George G. Meade
ATTN: AFKA-ZI-DL-SCA
Ft George G. Meade, MD 20755-5083

ak. Commander
7th Infantry Division
ATTN: AFZW-DL-SP-OP-CA
Ft Ord, CA 93941-5560

al. Commander
U.S. Army South
ATTN: SOGA-MAS-L
Ft Clayton Panama
APO Miami 34004-5000

am. Commander
5th Infantry Division
ATTN: AFZX-DL-SCA
Fort Polk, LA 71459-5000

an. Commander
Presidio of San Francisco
ATTN: AFKC-ZM-DL-SSC
San Francisco, CA 94129-5608

ao. Commander
1st Infantry Division (Mech)
ATTN: AFZN-DL-S-M-CS
Ft Riley, KS 66442-5937

ap. Commander
Ft Sheridan
ATTN: AFKEVO-DL-SX
Ft Sheridan, IL 60037-5000

aq. Commander
24th Infantry Division
ATTN: AFZP-DIS-A
Ft Stewart, GA 31314-5183

ar. Commander
Ft Belvoir
ATTN: ANFB-DOL-CA
Bldg 735
Ft Belvoir, VA 22060-5068

as. Commander
Ft Benning
ATTN: ATZB-DL-S-PCA
Bldg 35, Rm 210
Ft Benning, GA 31905-5182

at. Commander
Ft Bliss
ATTN: ATZC-ISL-PO
Bldg 2527
Ft Bliss, TX 79916-6110

au. Commander
Ft Dix
ATTN: ATZD-GD-SF Bldg 5418
Ft Dix, NJ 08640-5402

av. Commander
Ft Eustis
ATTN: ATZF-NS Bldg
1608
Ft Eustis, VA 23604-5297

aw. Commander
USA Sig Ctr & Ft Gordon
ATTN:ATZH-WSS
Bldg 2100 Rm 6
Ft Gordon, GA 30905-5320

ax. Commander
USASSC Ft Benjamin Harrison
ATTN: ATZI-ISR
Bldg. 600
Ft Benjamin Harrison, IN 46216-5270

ay. Commander
Ft Jackson
ATTN: ATZJ-DIS-P
Whs 16, Bldg 2580
Ft Jackson, SC 29207-5460

az. Commander
Ft Knox
ATTN: ATZK-DLS-P
CRP Bldg 86
Ft Knox, KY 40121-5000

ba. Commander
U.S. Army Combined Arms Center and Ft Leavenworth
ATTN: ATZL-GDL-S
Bldg 198
Ft Leavenworth, KS 66207-5032

bb. Commander
Ft Lee
ATTN: ATZM-DIS
CRP Whse T7126
Ft Lee, VA 23801-5171

bc. Commander
Ft McClellan
ATTN: ATZN-DOL-P
Bldg 241
Ft McClellan, AL 36205-5000

bd. Commander
Ft Rucker
ATTN: ATZQ-DOL-S/S
Ft Rucker, AL 36362-5000

be. Commander
USA Field Art Ctr & Ft Sill
ATTN: ATZR-LOP
Ft Sill, OK 73503-5 100

bf. Commander
Ft Leonard Wood
ATTN: ATZT-DL-O
Ft Leonard Wood, MO 65473-5000

bg. Commander
Ft Gillem
ATTN:AFZK-DOL-AS
Forest Park, GA 30050-5000

bh. Commander
U.S. Military Ent Proc Command
ATTN: MEPCRM-L
2500 Green Bay Rd
North Chicago, IL 60064-3094

bi. Commander
7th Signal Command
ATTN: ASQN-LOG-S
Ft Ritchie, MD 21719-5010

bj. Commander
U.S. Army Garrison
ATTN: ATZS-LOW-S
Ft Huachuca, AZ 85613-6000

bk. Commander
U.S. Army Depot Systems Command
ATTN: AMSDS-SA-PD
Chambersburg, PA 172014170

bl. Commander
USA Health Services Command

ATTN: HSLO-P
Ft Sam Houston, TX 78234-6000

bm. Commander
U.S. Army Information Systems Command
ATTN: ASLO-O-SB
Ft. Huachuca, AZ 85613-5000

bn. USPFO for Alabama
ATTN: PFO-L
PO Box 3715
Montgomery, AL 36193-4801

bo. USPFO for Alaska
ATTN: DODAAC Manager
Camp Denali, PO Box B
Ft Richardson, AK 99505-5000

bp. USPFO for Arizona
ATTN: AZPF-LO-SC
5636 W McDowell Road
Phoenix, AZ 85008-3495

bq. USPFO for Arkansas
ATTN: DSS-L
Camp Robinson
North Little Rock, AR 72118-2200

br. USPFO for California
ATTN: DODAAC Manager
PO Box 8104, Camp San Luis Obispo
San Luis Obispo, CA 93403-8104

bs. USPFO for Colorado
ATTN: DODAAC Manager
Camp George West
Golden, CO 80401-3997

bt. USPFO for Connecticut
ATTN: DODAAC Manager
State Armory, 360 Broad St
Hartford, CT 06105-3795

bu. USPFO for Delaware
ATTN: DODAAC Manager
Grier Building, 1161 River Rd
New Castle, DE 19720-5199

bv. USPFO for District of Columbia
ATTN: USPFL
Bldg 350, Anacostia NAS
Washington, DC 20315-0001

bw. USPFO for Florida
ATTN: DODAAC Manager
State Arsenal
St Augustine, FL 32085-1008

bx. USPFO for Georgia
ATTN: DODAAC Manager
PO Box 17882
Atlanta, GA 30316-0882

by. USPFO for Guam
ATTN: GU-PFO-L
Fort Juan Muna
Tamuning, GU 96911-4421

bz. USPFO for Hawaii
ATTN: HIPFL
3949 Diamond Head Rd
Honolulu, HI 96816-4495

ca. USPFO for Idaho
ATTN: IDPF-SM
PO Box 45
Boise, ID 83707-4501

cb. USPFO for Illinois
ATTN: DODAAC Manager
1301 N MacArthur Blvd
Springfield, IL 62702-2399

cc. USPFO for Indiana
ATTN: DODAAC Manager
PO Box 41346
Indianapolis, IN 46241-0346

cd. USPFO for Iowa

ATTN: IUSPFO-L-SC
7700 NW Beaver Dr
Johnston, IA 50131-1902
ce. USPFO for Kansas
ATTN: KS-ARL-STKC
PO Box 2099
Topeka, KS 66601-2099
cf. USPFO for Kentucky
ATTN: USPFO-L
Boone National Guard Center
Frankfort, KY 40601-6192
cg. USPFO for Louisiana
ATTN: DODAAC Manager
Jackson Barracks
New Orleans, LA 70146-0330
ch. USPFO for Maine
ATTN: DODAAC Manager
Camp Keyes
Augusta, ME 04333-0032
ci. USPFO for Maryland
ATTN: DODAAC Manager
State Military Reservation
Havre de Grace, MD 21078-0206
cj. USPFO for Massachusetts
ATTN: MAAR-PFO-LS
143 Speen Street
Natick, MA 01760-2599
ck. USPFO for Michigan
ATTN:LOG
3111 W Saint Joseph St
Lansing, MI 48913-5012
cl. USPFO for Minnesota
ATTN: DODAAC Manager
PO Box 288
Camp Ripley
Little Falls, MN 56345-0288
cm. USPFO for Mississippi
ATTN: DODAAC Manager
PO Box 4447
Jackson, MS 39216-0447
cn. USPFO for Missouri
ATTN:PFO-L 6915
Algoa Road
Jefferson City, MO 65101-1468
co. USPFO for Montana
ATTN: DODAAC Manager
PO Box 1157
Helena, MT 59624-1157
cp. USPFO for Nebraska
ATTN:NE-ARL
1234 Military Road
Lincoln, NE 68508-1092
cq. USPFO for Nevada
ATTN: NVMD-LG
2601 S Carson St
Carson City, NV 89701-5502
cr. USPFO for New Hampshire
ATTN: DODAAC Manager
PO Box 2003
Concord, NH 03301-2003
cs. USPFO for New Jersey
ATTN: DODAAC Manager
131 Eggert Crossing Rd
Lawrenceville, NJ 08648-2805
ct. USPFO for New Mexico
ATTN: NMPF-LO
PO Box 4277
Santa Fe, NM 87502-4277
cu. USPFO for New York
ATTN: MNPF-LO

330 Old Niskayuna Road
Latham, NY 12210-2224
cv. USPFO for North Carolina
ATTN: DODAAC Manager
4201 Reedy Creek Road
Raleigh, NC 27607-6412
cw. USPFO for North Dakota
ATTN: AGND-PFO-L
PO Box 1817
Bismarck, ND 58502-1817
cx. USPFO for Ohio
ATTN: AGOM-PF-LO
2811 West Grandville Road
Worthington, OH 43085-2712
cy. USPFO for Oklahoma
ATTN: OKPFO-L
3501 Military Circle, NE
Oklahoma City, OK 73111-4398
cz. USPFO for Oregon
ATTN: DODAAC Manager
1111 Airport Rd SE
Salem, OR 97303-3241
da. USPFO for Pennsylvania
ATTN: DODAAC Manager
Department of Military Affairs
Annville, PA 17003-5003
db. USPFO for Puerto Rico
ATTN: DODAAC Manager
PO Box 3786
San Juan, PR 00904-3786
dc. USPFO for Rhode Island
ATTN: DODAAC Manager
330 Camp Street
Providence, RI 02906-1954
dd. USPFO for South Carolina
ATTN: DODAAC Manager
9 National Guard Road
Columbia, SC 29201-4763
de. USPFO for South Dakota
ATTN:SDPFO-L
Camp Rapid
Rapid City, SD 57702-8186
df. SPFO for Tennessee
ATTN: CGTN-SB
Powell Ave, PO Box 40748
Nashville, TN 37204-0748
dg. USPFO for Texas
ATTN: AGTX-SLS
PO Box 5218
Austin, TX 78763-5218
dh. USPFO for Utah
ATTN: UT-PFO-L
PO Box 2000
Draper, UT 84020-2000
di. USPFO for Vermont
ATTN: DODAAC Manager
Bldg 3, Camp Johnson
Colchester, VT 05446-3004
dj. USPFO for Virgin Islands
ATTN: VI-PF-LO
#9 Estate Diamond
Frederiksted, St Croix, VI 00840-0000
dk. SPFO for Virginia
ATTN: VARS-LT
501 East Franklin St
Richmond, VA 23219-2317
dl. USPFO for Washington
ATTN: USPFO-LGS
Camp Murray
Tacoma, WA 98430-5000
dm. USPFO for West Virginia

ATTN: WVAR-U-L
50 Armory Road
Buchannon, WV 26201-2396
dn. USPFO for Wisconsin
ATTN: USPFO-L
Camp Douglas, WI 54618-9002
do. USPFO for Wyoming
ATTN: DODAAC Manager
PO Box 1709
Cheyenne, WY 82003-1709
dp. Corps of Engineers
HQ Dept. of Army
ATTN: CELD-SM
20 Massachusetts Ave., N.W.
Washington, DC 20314-1000
dq. Commander
Sharpe Army Depot
ATTN: SDSSH-STD
Lathrop, CA 95331
dr. Commander
Fort Detrick
ATTN: HSHD-LOS
Fort Detrick, MD 21702-5000
ds. Commander
U.S. Army Criminal Investigation Command
ATTN: CIPL-LO-MM
5611 Columbia Pike
Falls Church, VA 22041-5015

Chapter 10 Installation Closure Procedures

10-1. General

a. This chapter specifies time frames and procedures for installation closures.

b. Included are procedures to report installation owned property that will not be transferred to new locations. These procedures are intended to do the following:

- (1) Curtail supply support.
- (2) Transfer mission essential and excess materiel.
- (3) Redirect mission essential requisitions.
- (c) These procedures and time frames apply to the following:
 - (1) All DA activities, both CONUS and overseas.
 - (2) DA tenant and satellite activities.
 - (3) DA ICPs and IMMs processing reports of excess property generated from an installation closure.

10-2. Exclusions

In addition to the exclusions cited in paragraph 1-3 and paragraph 7-1, these procedures do not apply to the following:

- a. Related personal property that can be reported to GSA as a part of a real estate package. (See glossary for definition of related personal property.)
- b. Installed property (Class II Plant Property).
- c. Real property.

10-3. Installation closing procedures

a. Stratification of inventory.

(1) *Installation procedures.* An inventory of all installation owned property will be conducted when confirmed closure date is announced. The inventory will include, but not be limited to: non-consumable items (recoverable/capitalized assets and assets on table of allowances) and consumable items (assets on stock fund records). Each designated account will maintain its identity. An inventory of each designated account will be stratified into three classes of property:

(a) Mission essential and is to be transferred to a new location with the mission.

(b) Not mission essential but is required for local operations during the period prior to closure.

(c) Excess to operational needs.

(2) *Tenant and satellite activities.* Each tenant or satellite activity having custody of installation owned property will return that property to the installation. Accountable records will reflect the returns. Tenant and satellite owned property will be inventoried and stratified according to (1) above.

(3) *Stock fund.* Army ICP-managed stock fund items will be relocated with the mission if mission essential. Otherwise these items will be redistributed within the Army stock fund. IMM items will be relocated with the mission if mission essential. Otherwise these items will be reported to the IMM for disposition instructions.

b. In-process requisitions.

(1) Review in-process requisitions. Identify action to be taken as follows:

(a) Continued for shipment to the unit's relocation site.

(b) Continued for operational requirements until closure.

(c) Excess to operational needs and will be canceled. Cancellation will be accomplished by single line cancellation if time permits.

(2) Sixty days prior to closure date, all requisitions will be reviewed again for need. If required, the requisitions will be identified for shipment to the relocation site. Requisitions not required will be canceled. Mass cancellation procedures will be used when time does not permit single line cancellations. Mass cancellation procedures do not provide for shipment to a new location site.

c. Disposition of inventory.

(1) The activity being closed will develop a time phased schedule to transfer mission essential property to the new location. The schedule will plan the movement of property at the earliest date possible without impairing mission capability. Mission essential property required through the last day prior to the mission transfer will be transferred to the new location after transfer of the mission.

(2) All items not mission essential will be reviewed. Initial review of installation-owned items will begin immediately upon completion of the inventory. Included are items identified as excess, and items necessary for operation of the installation prior to closure. Using these item lists as the basis, the preliminary identification of "related personal property" will be made.

(3) In actions involving the closure of overseas installations, all items that are not mission essential or will not be transferred with the activity will be reviewed. Process these in accordance with agreements between the United States and the host country. The review will begin immediately upon completion of the inventory. Include those items identified as necessary for operations of the installation prior to closure.

(4) Complete inventory and identify property excess to needs of the installation. Exclude items listed as "related personal property" on the preliminary list. At least 6 months prior to announced date of closure, report excess to ICP/IMM in accordance with chapter 7.

(5) List property required to operate installation until closure. Exclude mission essential and related personal property from list. Stratify list in date order as the item will become excess to operational needs. Report these items 60 days prior to the date that each item will become excess. Report the items as excess to the ICP/IMM in accordance with chapter 7.

(6) Items identified as related personal property (see (2) above) will be reported to the ICP/IMM using DIC FTE. Use Project Code 3QQ in rp 57-59. The Project Code 3QQ informs the ICP/IMM item is on the preliminary inventory. Items are related personal property designated to be transferred to the local community at the time of installation closure. If there is a DOD requirement, the item will be deleted from the inventory of related personal property. Related personal property will not be reported to GSA under MRP procedures.

(7) Items that have been reported to ICPs/IMMs as excess per the procedures in chapter 7 and the ICPs/IMMs have provided TC supply status (DIC FTR) will be disposed of in compliance with procedures in chapter 8. Items not reportable to ICPs/IMMs (e.g.,

locally purchased non-NSN items) will also be processed per chapter 8. All items identified as related personal property for which there is no DOD requirement will remain with the installation.

10-4. ICP/IMM procedures

ICPs/IMMs will process reports of excess property received as a result of installation closures per chapter 7. ICPs/IMMs will not direct return of related personal property identified by Project Code 3QQ except as follows:

- a. The item is required to meet an Approved Force Acquisition Objective (AFAO) and/or,
- b. Approved Pre-positioned War Reserve Requirement(PWRR).

Chapter 11 Security Assistance Instructions

Section I General

11-1. Security assistance requisitions

Security assistance requisitions will normally be prepared by: Recipient countries or Military Assistance Advisory Group (MAAG) and Military Groups (MILGP); U.S. Defense Attache Office (DAO); United States Agency for International Development (USAID) missions; and the U.S. Army Security Affairs, Command (USASAC), New Cumberland Army Depot, New Cumberland, PA 17070-5096.

a. Prepare requisitions according to section I, chapter 3 and table 11-1. Codes peculiar to FMS and MAP requisitions, and their meanings and applications, are listed in appendix C and DOD 4000.25-8-M.

b. Complete DD Form 1348-6 (para B-9, fig B-13) if available, when requisitioning non-NSN requirements. This form will also be used when the manufacturers' code or part number exceeds the stock or part number field of DD Form 1348M.

c. The requisition quantity will not exceed 25 when the total need for an item results in more than 25 shipment units. This control is used to preclude the assignment of non-MILSTRIP Transportation Control Numbers (TCNs) that occur when a shipment exceeds 25. This control applies to equipment such as tracked and wheeled vehicles or other items when a unit of issue of one each will be a single shipment unit.

11-2. Billing

a. The billing transactions, listing formats and security assistance billing procedures are in AR 37-1, AR 37-60, AR 37-80, and AR 12-8.

b. If the shipment is made by collect commercial bill of lading or other collect on delivery methods and the TAC A, B, 1 and 2 addresses are not authorized to make payment, include the TAC 7 address in the transportation document and show as the bill to address (DOD 4000.25-8-M).

11-3. Redistributable MAP property

a. Reporting and using MAP redistributable property will be according to DOD 4000.25-8-M, AR 12-8, and AR 12-1.

b. See AR 710-3 for special instructions on reporting small arms transactions to the DA Central Registry.

11-4. Shipment of classified and sensitive materiel

Classified materiel will be shipped according to AR 55-16, AR 55-203, AR 55-355, AR 380-5, and AR 12-8. Sensitive materiel (defined in appendix A, AR 740-26) will be shipped according to AR 55-355 and AR 190-11. Classified materiel will not be shipped through or via a freight forwarder (FF) unless the MAPAD shows that he or she has been cleared to handle these shipments.

11-5. Special markings for security assistance shipments

All permanent U.S. Army insignia and registration numbers will be

removed from security assistance vehicles and aircraft before shipment. In lieu of these, temporary vehicle or aircraft registration numbers will be affixed with gasoline soluble paint. They also may be placed on removable metal or wooden tags. Tags will be affixed in a prominent place at the front and rear of the vehicle or aircraft. Registration numbers of Grant Aid shipments will not be removed until the vehicles or aircraft arrive in the recipient country. The MAAG, Joint U.S. Military Advisory Group (JUSMAG), Army Military Attaches, or comparable organizations are responsible for removing registration numbers and insuring metal or wooden tags are destroyed. For FMS cases, tags and registration numbers are removed at the point of origin.

11-6. Concurrent (initial) spare parts

Request for concurrent spare parts to support major end items for security assistance customers will be processed according to AR 12-8.

11-7. Delivery notification of electronic equipment

When shipments of vehicles or aircraft include installed electronics equipment, shipping activities or contracting officers will mail a copy of DD Form 1348-1, DD Form 1348-1 Automated, DD Form 250, or DD Form 1155 to the U.S. Army Communications and Electronics Command, ATTN:AMSEL-CC-MMD, Fort Monmouth, NJ 07703-5000. It will be sent within 3 workdays after the equipment is shipped. Block 12, DD Form 1348-1, or block 27 of DD Form 1348-1 Automated, or block 20, DD Form 250, will be completed. The data below will be shown on the face of or appended to the form.

- a. Type of electronic equipment installed (nomenclature, NSN, and quantity).
- b. Type of installation unit, NSN, and quantity.
- c. The term "Delivery Notification of Electronic Equipment."

11-8. CONUS Army supply source processing of security assistance requirements

Procedures for processing security assistance requirements with respect to the reservation of assets and the automatic issue of materiel are in paragraph 4-8.

Section II

U.S. Army Security Affairs Command(USASAC)

11-9. General responsibilities of USASAC

USASAC will-

a. Prepare or receive security assistance requisitions (table 11-1). Edit and forward requisitions to supply sources within the timeframe of the order-ship-time cycle segment in chapter 2. Verify requisitions for mandatory entries and amend, if needed. Reject requisitions that cannot be corrected with the proper status code to the customer.

b. Set up control records to provide the current status of all requisitions in process and a history of processing performance. As a minimum, records will contain the data below:

- (1) Document identifier code (DIC).
- (2) Routing identifier code (RIC).
- (3) Media and status code (M&S).
- (4) Document number.
- (5) Supplementary address.
- (6) Distribution code.
- (7) Project code.
- (8) Priority designator code.
- (9) Required availability date (RAD).
- (10) Date requisition received in USASAC.
- (11) Date requisition forwarded or rejected by USASAC.

c. Receive changes, additions, and deletions of AMDF data from the U.S. AMC Logistics Support Activity (LOGSA). These data are Single Source Distribution (SSD). SSD will be received at least 10 days before the effective date and not more often than once a month. SSD is provided on magnetic tape or by AUTODIN. SSD includes the following for each stock number.

- (1) Source of supply.
- (2) Price signal code.
- (3) Standard unit price.
- (4) Unit package weight, if available.
- (5) Unit package cube, if available.
- (6) Other data needed for retail systems operations as agreed to between LOGSA and the recipient activities.

d. Convert manual requisitions that do not include exception data to DD Form 1348M, mechanical requisitions, if the original has a valid NSN.

e. Provide supply/shipments status for security assistance customers.

f. Keep records of select, critical, or other items chosen for special management controls or reporting needs.

g. Process SF 364 according to AR 735-11-2, AR 12-12, AR 12-1, and AR 12-8.

h. Enter a Cooperative Logistics Program Support Code (para C-18) in rp 72 of applicable requisitions and passing orders, to convey programmed or unprogrammed status of a requisition to an ICP/IMM.

11-10. Required availability date (RAD)

Requisitions for FMS/MAP requirements for major weapons systems, end items, and CSP show the time remaining from dates of requisitions until RADs become effective. A RAD is defined in the UMMIPS as a calendar date specifying the latest date materiel's must be available for transporting to FMS and MAP recipients. In FMS cases, compute the RAD by adding the lead-time stated for each item on DD Form 1513 (U.S. DOD Offer and Acceptance), to the receipt date of the funded DD Form 1513. For MAP, compute the RAD by adding the ICP determined lead-time to the date of the MAP order or amendment.

a. Express the RAD as the number of months remaining from the date of the requisitions to the computed RAD. Insert the letter "A" in rp 62 and the number of months in rp 63-64. The shipment should be made promptly and not later than the date shown by the RAD. The latest date materiel is to be available will be the last day of the month shown in rp 63-64.

b. For MAP, the ICPs will assign a realistic RAD within 120 days after receipt of an approved MAP-funded order or amended MAP-order. RAD begins with the date of the requisition.

c. Supply sources modify RADs if contract forecast delivery dates change for items on the IL Supply Delivery Plan. When interservice orders or other transactions show a RAD before materiel will be available, the supply source will furnish a status transaction (DIC AE, with status code B3) showing the true availability date (rp 70-73). Requesting services or agencies will adjust all records to show the new date. When established RAD cannot be met, the ICP will advise the USASAC, ATTN:AMSAC-MP/R, 5001 Eisenhower Ave, Alexandria, VA 22333-0001. An information copy will be sent to USASAC, ATTN:AMSAC-OP, 3d Street and M Avenue, Bldg 54, New Cumberland, PA 17070-5096, by letter or message. When the notice arrives, the RAD will be revised.

d. When a country or requisitioner requests delay of a shipment, enter an alphabetic "S" in rp 62 of the requisition. Do not release shipments until 50 days before the extended required delivery date (RDD) expires. The provisions of paragraph 2-10 will be followed.

11-11. Supply or shipment status procedures

USASAC maintains a chronological supply and transportation record for all requisitions sent to a supply source. Records are complete when shipment status, cancellation, or rejection status for the total quantity ordered and all billing are received. Records are kept for two years after case or RCN closeout and then disposed of according to AR 25-400-2.

a. Supply sources will provide status only to the ILCO or other monitoring activities identified in rp 54 of appendix E formats. DIC AE3 will be used on supply status, AS3 on shipment status in response to follow-ups. However, DIC AE8/AS8 will be used in supply source initiated status. It is the responsibility of the ILCO or

monitoring activity to furnish status to the appropriate country status recipient. Status document indicating rejection with status code CA (para C-15b) may be received in narrative teletype message format and will include the reasons for rejection in the same message. Such narrative message CA status will be used only when CA status code is initially generated by the supply source. Later responses to follow-ups on which CA status has previously been provided will be prepared by the supply source. Normal supply status transaction format will be used and will be transmitted via AUTODIN.

b. Status from the ILCO/monitoring activity to the MAPAD country status recipient will be transmitted via DAAS.

(1) Status to FMS customers is sent to the MAPAD TAC 4 country status recipient.

(2) Status to Grant Aid customers is sent to the MAPAD TAC 3 country/in-country security assistance organization (SAO) status recipient.

c. The media and status (M&S) code entry in rp 7 should be 0 (zero) to preclude unnecessary status output. The transmission medium is determined by DAAS.

11-12. Status upon requisition initiation or submission

Status is provided by the ILCO to the customer when the requisition enters the supply system.

a. *Service initiated requisitions.* When FMS requisitions are prepared and introduced by a U.S. Service, a supply status document representing the U.S. prepared requisition will be transmitted by the introducing U.S. Service to the appropriate MAPAD status recipient. The supply status document may also be prepared for CONUS generated MAP Grant Aid transactions and, when prepared, will be transmitted to the appropriate in-country SAO. The supply status document will contain DIC AE and will contain a code A through E in the third position to reflect the type of stock number being requisitioned. The latest available unit price will be entered in rp 74-80. Status code BU will be entered in rp 65-66 and the ESD in rp 70-73.

b. *Customer initiated requisitions.*

(1) When country prepared FMS requisitions are forwarded to supply sources by the ILCO, supply status with DIC AE2 citing status code BW will be provided to the customer.

(2) When Grant Aid requisitions prepared by the in-country SAO are forwarded to supply sources by the ILCO, supply status with DIC AE1 citing status code BW will be provided to the customer/SAO. The latest available unit price will be entered in rp 74-80, and the ESD in rp 70-73.

c. *Requisitions with insufficient information.* When a supply source receives a requisition that does not contain enough information to allow processing to be completed, it may be rejected. Use the appropriate status code in table C-31 or request the additional information from the requisitioner. (See paragraph 4-35 for further instructions.)

11-13. Cancellation and rejection status

a. Cancellation and rejection status from the supply source will be provided to the ILCO/monitoring activity citing DIC AE3 and the appropriate status code.

b. DIC AE1/AE2 supply status will not be produced by the supply source on FMS and Grant Aid requisitions.

11-14. Followup and status responses

Follow-up instructions in section VII, chapter 3, apply to authorized MAP Grant Aid or FMS requisitioners.

a. As authorized, follow-ups, modifiers, and cancellations for FMS and MAP Grant Aid transactions may be submitted by country representatives or in-country SAOs to the source(s) designated by the individual U.S. Service administering the FMS case or MAP Grant Aid program line.

b. When follow-ups are submitted to the ILCO/monitoring activity, the latest status information will be furnished to the country representative by the ILCO/monitoring activity.

(1) FMS requisition status will contain DIC AE2/AS2.

(2) Grant Aid requisition status will contain DIC AE1/AS1.

c. When current status information is not available on requisitions which have been submitted to the supply system, the ILCO/monitoring activity may transmit the follow-up to the appropriate supply source or provide interim status to the customer pending completion of ILCO/monitoring activity follow-up action. In either case, a supply status document containing status code BW or BM (as indicated by the U.S. Service) and a blank ESD field may be provided to the customer. When requisitions have not been introduced into the supply system, the ILCO/monitoring activity will provide a written reply to the customer originated follow-ups.

d. When FMS requisitions are processed and an NOA is forwarded to the CR/FF, a DIC AE2 supply status document containing status code BL will be furnished to authorized status recipients at the same time the NOA is forwarded. The BL status advises that the item is available for shipment and was offered to the CR/FF on the date entered in rp 70-73.

e. When status code CA (para C-15b, table C-31) has been received in response to a follow-up request and there is no record of the CA status and the reasons for rejection cannot be located, authorized status recipients may inquire off-line (i.e., via mail, message, or telephone) to the supply source about the reasons.

f. The reasons for rejection will not be transmitted in response to follow-ups unless the supply source has received an off-line (mail, message, or telephone) request from an authorized status recipient.

11-15. Modification of country FMS offer/release option code or freight forwarder code

a. Unusual circumstances can require a change in the country FMS offer/release option code or freight forwarder code for an FMS case or for individual requisitions within an FMS case. When this condition exists, FMS customers or ILCOs may initiate DIC AM requisition modifiers to change the coded data in FMS requisitions which have been released to the supply system.

b. FMS requisition modifier documents will be initiated in accordance with paragraph 3-11. Entries in the requisition modifier document may differ from those in the original requisition only to reflect changes to one or any combination of the following:

- (1) Media and status code, rp 7 (Army FMS will always be 'O'.)
- (2) Country FMS offer/release option code, rp 46.
- (3) Freight forwarder, rp 47.
- (4) Distribution code, rp 54 (Army FMS will always be 'B').)
- (5) Project code, rp 57-59.
- (6) Priority designator, rp 60-61.
- (7) Required delivery date, rp 62-64.
- (8) Advice code, rp 65-66.

c. Modifiers which change the country FMS offer/release option code or freight forwarder code must be submitted to procurement for manual amendment of contracts. Customers are responsible for additional charges which may accrue. To limit manual processing and avoid additional contract charges, modifiers which change the country FMS offer/release option or freight forwarder codes should be submitted only when the change is mandatory. When DD Forms 1513 have not been amended to reflect the changes, FMS customers must coordinate with the Service ILCO/monitoring activity before requesting requisition modification. A requisition modifier (DIC AMF) (para E-25, table E-27) will then be forwarded by the wholesale supply source to procurement for manual amendment of contracts.

11-16. Basic Issue Item (BII) shortages

Major end items will not be shipped incomplete unless authorized by DA. When major end items are shipped with incomplete BII, the SA will attach a list of BII shortages to the DD Form 1348-1 or DD Form 1348-1 Automated accompanying the shipment. The shortage list shows the NSN, unit of issue, quantity of each item short, and a statement that shortages will be supplied free. Besides the normal distribution, one copy of the completed DD Form 1348-1 or DD Form 1348-1 Automated and the BII shortage listing will be sent to USASAC for preparing exception requisitions. Send other copy to the supply source managing the end item. This does not apply to

major end items preaccepted on an "as is" basis by a security assistance customer. USASAC will set up control records and process current status of all requisitions processed for BII shortages.

a. USASAC will prepare an exception requisition (DIC A05), signal code D or M, and fund code GQ for each item on the shortage list. The remarks block will have the document number and NSN of the end item to which the shortage applies. Requisitions will be mailed to the supply source for the end item. This initiates action to provide the BII. Supply sources will not reject or pass these requisitions to the other supply sources.

b. The supply source will enter exception data in the remarks block of the requisition so consignees may identify the end-use application.

c. Technical publications are exempt from MILSTRIP requisition processes. Acquisition and shipment of BII shortages of this type will be done by the end item storage activity. Block 2 of all copies of DA Form 17 (Requisition For Publications and Blank Forms) will show the end item document number and NSN against which the shortages apply. One copy of the DA Form 17 that accompanied the publication will be sent USASAC.

11-17. Tool and shop sets and kits shortages

a. Tool and shop sets and kits will not be shipped incomplete unless authorized by USASAC. When such shortages exist, the supply source will give USASAC an itemized list of all component or quantity shortages by stock number, quantity, and an EAD. USASAC will requisition shortages according to paragraph 3-38.

b. Components of tool and shop sets and kits that were missing at the time of issue will be supplied to the customer on a nonreimbursable basis. This is done on receipt of an unfunded requisition prepared according to paragraph 3-38.

11-18. Diversion of security assistance shipments

USASAC will act with DOD service, agencies, or GSA to divert movement of materiel when requisitions are canceled or overshipped. For Army materiel, USASAC initiates requests as prescribed in paragraph 4-64. ICPs will coordinate with the LOGSA to ensure prompt and positive diversion of the shipment. ICPs will advise USASAC of shipments that are diverted.

11-19. Movement control responsibilities

USASAC will-

a. Receive a shipment status transaction and a Transportation Control Movement Document (TCMD) from the shipper. Receive receipt or lift notices from the LOGSA Shipper Service Control Office (SSCO) for airlift shipments. Also receive a receipt or lift notice from the Military Traffic Management Command (MTMC) area for sealift shipments.

b. Coordinate and monitor with the MSC and the transportation activity the movement of special project materiel and special transportation. This will confirm materiel shipment arrivals in select areas according to set schedules.

c. Followup with MTMC and LOGSA when notice of lift is delayed.

d. Furnish shipment detail lift notice transactions and supply manifests to customers.

11-20. Transportation documents

Transportation documents will be prepared by shipping and transshipping activities (AR 55-355, and DOD 4500.32-R(MILSTAMP)).

Section III

Validation of Materiel Obligations

11-21. General

This section prescribes policies and procedures for validating ICP materiel obligation records with the USASAC program records. The purpose is two-fold:

- a. To reconcile records.

b. To validate the continuing need at the country level for over-age demands.

11-22. Materiel obligations

Materiel obligations are that portion of the quantity requisitioned that is not immediately available for issue to the requisitioners. However, it is recorded as a commitment for future issue of stocked items. This includes commitments for direct delivery from vendors. The validation request document will be produced from the supply source records of materiel obligations. The requisition document number dates are 180 days old or more at the time of the set validation cutoff. Materiel obligations selected for validation, having met the aging criteria, will be those to which status codes BB, BC, BD, BV, and BZ apply. The validation request documents will show the unfilled quantities as recorded at the supply sources. The validation request documents will be prepared according to paragraph E-26 (table E-28).

11-23. Validation schedule

The annual schedule of cyclic validation in support of materiel obligations is in table 4-2.

11-24. Supply source materiel obligation validation (MOV) requests

Supply sources will send USASAC MOV request documents (DIC AN3s) by AUTODIN not later than 10 days after the cutoff date. If DIC AP9/APX (para E-29, table E-31) receipt confirmation of MOV request transaction is not received by supply source within 30 days of the cutoff, send follow-up, DIC ANZ (para E-27, table E-29), to USASAC.

11-25. Acknowledgement of validation requests

USASAC will—

a. When validation request documents intended for another ILCO are received, air mail them to the intended ILCO if known. Otherwise, return the documents promptly to the sender.

b. When the MOV request transactions are received, compare the number of DIC AN3 transactions in the batch with those transmitted (shown in rp 11-13 of the DIC AN9 transaction). If the count is correct, acknowledge by returning the control transactions using DIC AP9 and entering the date transactions were received in rp 41-44. If the count is not in agreement, return control transactions to the supply source using DIC APX (para E-29, table E-31). Acknowledgement will be by AUTODIN. Do not delay acknowledgement until all batches are received. Prompt reply of each batch received will preclude supply source follow-up using DIC ANZ and sending duplicate DIC AN3 transactions.

11-26. Materiel obligation validation by USASAC

a. On receipt of the validation requests, USASAC will match the items shown on record at the supply source with security assistance records of unfilled demands.

(1) USASAC will not adjust quantity differences between the USASAC record and the supply source records based on the MOV requests received from the supply source.

(2) USASAC will follow-up on those records that reached the validation age criteria, and are not included with request documents provided by the supply source.

b. USASAC-NCAD validation of records with those of the customer country will use cutoff date 1 January for first cycle and 1 July for second cycle. Send validation request listing, transactions, or tapes to customer countries not later than 10 working days after cutoff. Include all requisitions aged 150 days or more at the time of cutoff and for which status code BB, BC, BD, BV, or BZ is recorded in the MOV cycle.

(1) Send listings and tapes under cover of the validation request transmittal letter (fig D-10). Include in the transmittal letter provisions for the recipient to promptly acknowledge receipt of the listing or tape. Also indicate the need to return the annotated listing or corrected tapes by the date given in the cover letter.

(2) If receipt of listing or tape is not acknowledged within 45 days, send MOV, as described in figure D-1, follow-up.

(3) USASAC will set suspense records of the supply source quantities and ensure that time schedule in table 4-2 is met.

c. USASAC will follow-up on the MAAG or mission when requests are not acknowledged. Airmail the follow-up, in the format at paragraph E-27 (table E-29) 65 days from the cutoff date of the validation requests. Include a copy of the original request documents. See paragraph D-3d (fig D-16) and paragraph D-3f (fig D-18).

11-27. MAAG and mission acknowledgement of the validation request

a. MAAGs and missions that receive MOV request documents intended for other recipients will forward them by airmail to the intended recipients, when known. Otherwise, they will be promptly returned to the sender.

b. The MAAGs and mission will promptly acknowledge receipt of the request documents. This is done by entering receipt date and signature in the prescribed blocks of the transmittal letter and returning to USASAC.

11-28. MAAG or mission requirements validation

a. On receipt of the validation request list, the MAAG or mission will determine whether need for the items and quantities exist. It will also determine whether needs exist for items or quantities having reached the age criteria and not included with the validation request transactions. After validation, the MAAGs or missions will adjust their records to show the need of the country for the items or quantities.

b. MAAG or missions will request the status of any outstanding requisitions that meet the age criteria not included in the MOV request. When status is required, the MAAG or mission will send USASAC a follow-up (DIC AF1).

c. The MAAG or mission will annotate a copy of the list or enter the data below on tape.

(1) The number of each item still required.

(2) The number of the item received "to date," if any.

d. Airmail an annotated copy of the list or tape to USASAC by the date given in the letter of transmittal.

11-29. USASAC response to supply source MOV requests

a. The USASAC will prepare response documents (DIC AP_) (para E-28, table E-30). Responses will be prepared for each reconciliation request transaction received from the supply source. The responses will advise whether the items should be canceled or requirements still exist and the items should be continued as materiel obligations. Responses must be furnished by the reply due date shown in rp 75-77 of the MOV requests documents. The reply due date is the 125th day after the cutoff date for validation. Enter the cutoff date in rp 71-73 of the MOV request documents.

b. The quantity field of the DIC AP_ response document indicates the quantity still needed.

c. Send a follow-up, DIC AT_ or AF_ when items outstanding on the USASAC records are needed and a DIC AN_ request document was not furnished by the supply source.

11-30. USASAC cancellation of materiel obligations

a. The same rules that govern cancellation of requisitions for Troop Support (paras 3-80, 4-64 through 4-71) apply to FMS and Grant Aid (MAP/MASF). Special procedures herein apply.

b. The canceling agency or activity will submit single line cancellation requests according to Military Service policy when—

(1) Individual line items within a Grant Aid (MAP) program RCN are to be canceled, or

(2) FMS cases or programs are to be canceled.

c. FMS/Grant Aid (MAP) single line cancellation requests will be processed according to paragraph 4-64. Exceptions are:

(1) No tracer will be initiated for FMS shipments to foreign countries that move in commercial transportation channels to commercial FFs and are therefore not available for cancellation after

turnover to the carrier, post office, or FF. Storage activities will furnish supply sources shipment status documents(DIC AU).

(2) Supply sources will advise USASAC of contractual agreements which will result in cost conditions if there are cancellations, diversions, or "holding." The supply source will be informed by narrative message. It will contain the notation:"Decision for cancellation or diversion by USASAC."

d. FMS/Grant Aid (MAP) mass cancellation requests will be according to paragraphs 4-71 and 4-72. International Logistics Program (ILP) mass cancellation requests will be submitted with the required codes to identify one of the following, for which cancellation of all requisitions is requested:

(1) U.S. MAP service codes and country or activity code (rp 30-32).

(2) U.S. MAP service code and country or activity code (rp 30-32) and project code (rp 57-59).

(3) Federal Supply Class or Group when related to U.S. MAP service code and country or activity code (rp 30-32).

e. Transportation (i.e., terminal costs related to stopping, holding, and returning materiel to depots or storage) and procurement termination costs incident to actual diversion or cancellation of FMS requisitions will be charged (AR 37-60 and AR 37-80).

f. The DTS will divert Grant Aid (MAP) shipments to the pre-designated storage sites of the canceling service. However, shipment must meet the criteria for shipment diversion under mass cancellation.

(1) Storage sites in receipt of Grant Aid (MAP) cancellation shipments will report it to USASAC.

(2) Materiel will be accounted for as MAP-suspended materiel pending receipt of disposition instructions.

(3) USASAC will provide disposition instructions according to DOD 4000.25-8-M (Part II).

g. The DTS will divert Navy sponsored FMS shipments from vendors to predesignated Navy storage sites. FMS shipments sponsored by the other Military services and Navy sponsored shipments for DOD or GSA storage activities will be diverted according to paragraph 4-66.

h. The supply source will furnish USASAC a supply status document that contains status code BR for each cancellation resulting from validation. USASAC will not consider any quantity canceled until a confirming BR status transaction is received.

i. The supply source will not automatically cancel items for which a materiel obligation was established when a DIC AP_ response has not been received for items or documents submitted for validation.

Section IV Grant Aid

11-31. Special MAP Grant Aid procedures

a. When excess materiel is used to support reimbursable MAP requisitions, USASAC will change the signal code to D. The addressee will also be furnished an AE with supply status BN, rp 65-66.

b. When directed by DA, MAP-Grant Aid materiel may be shipped through a FF in lieu of the DTS. Excluded are ammunition and sensitive, hazardous, and classified materiel. On notice of such decision, USASAC will send implementing instructions to the Cdr, AMC, ATTN: AMCLG-SD, 5001 Eisenhower Avenue, Alexandria, VA 22333-0001, for sending to the NICPs and depots. Shipping activities will—

(1) Identify items to remain for the DTS by using AMDF Special Control Item Codes (SCIC) other than 0 (zero) 1 (one), 2 (two), and 4 (four).

(2) Refer to the Special Instructions Indicator (SII) code S in the MAPAD (4000.25-8-M) for specific shipping instructions.

(3) Prepare and distribute the Notice of Availability (NOA)(para 11-40). Offer/Release Option code Y applies.

(4) Prepare and distribute DD Form 1348-1 (para 11-32) or DD Form 1348-1Automated (para 11-33).

11-32. Military Assistance Program (MAP) Grant Aid documents using DD Form 1348-1

Shipping activities will prepare DD Form 1348-1 according to paragraph B-3. For shipments from vendors, DD Form 250 and DD Form 1155, or supplies packing list will be prepared.

a. Distribution of one set (6 copies) of the release or receipt document will be as shown in table 11-2. (Actual copies used, other than the original and first carbon copy, are optional.)

b. On direct deliveries from vendors, send a copy of the DD Form 250, to the MAAG or mission of the country and one copy to USASAC-NCAD, ATTN: AMSAC-OP/SE, New Cumberland, PA 17070-5096.

11-33. Military Assistance Program (MAP) Grant Aid documents using DD Form 1348-1Automated

Documentation to accompany shipments will be two copies of the DD Form 1348-1Automated (para B-4) and one copy of the APL (if produced, para B-5). Distribution will be as indicated in table 11-3. When the DD Form 1348-1Automated with bar coding is used, the original copy must accompany the shipment.

Section V Foreign Military Sales (FMS)

11-34. FMS requisitions

a. USASAC FMS requisitions will be sent to the initial supply source not later than 10 workdays after receipt of the implemented DD Form 1513. For concurrent spare parts (CSP), it will be 10 workdays after receipt of completed transactions and listings. USASAC will send customer initiated requisitions to the supply source as prescribed in the UMMIPS time standards.

b. When requisitions require special instructions which cannot be coded into DD Forms 1348M, USASAC will prepare A05 requisitions with exception data. Supply sources and contracting officers will perpetuate exception data. Exception data are required when the recipient country has agreed, for example, to any of the conditions below.

(1) Will accept less than a new item.

(2) Will accept major end item less BII. (BII shortages will be listed.)

(3) Will accept level of pack protection less than "A."

(4) Configuration of major item is changed from that normally issued to US troops.

(5) Premium air transportation is authorized.

(6) When materiel is to be delivered to a port of debarkation not in the MAPAD.

c. Purchaser requisitions are generally related to BOE and class cases. These requisitions may be given a priority according to assigned FAD within UMMIPS. Requisitions for controlled or regulated items that contain acquisition advice codes A or B cannot be submitted. Requisitions for items that contain acquisition advice code C should be submitted on a BOE or CLSSA case with the service that is the manager for that item.

11-35. Cooperative logistics supply support arrangement (CLSSA) agreements

a. Supply support provided under a CLSSA agreement is intended to provide support to the requiring nation on the same basis that it is provided to U.S. Forces. Such support, however, cannot be given if it would impair the combat effectiveness of U.S. Forces. Therefore, CLSSA support will not be given on the same basis as for U.S. Forces until the lead time period necessary to increase U.S. stocks to support the agreement has expired. A CLSSA has two portions—

(1) The FMSO I portion whereby the nation furnishes money up front to invest in inventories.

(2) The FMSO II portion whereby the country requisitions requirements. When FMSO II requirements are submitted and enough

time has elapsed for the IMM/ICP to build stock levels, supply support will be given on the same basis as for U.S. Forces. These will be considered programmed requirements. When enough time has not elapsed for the IMM/ICP to build stock levels, they will be considered unprogrammed requirements.

b. When terminating or renegotiating a CLSSA agreement, the country will have the flexibility to revise FMSO I levels. If these levels are revised and/or the CLSSA is terminated, and a requisition/passing order is submitted to “buy out” the FMSO I portion, the Service ILCOs will enter a cooperative logistics program support code (CLPSC) in rp 72 of requisitions and passing orders in order to convey the status of the requirement to an ICP/IMM. That is, the applicable ILCO will convey to the ICP/IMM whether the requisition or passing order is for a programmed or unprogrammed requirement, or whether it is a CLSSA termination/renegotiation. CLPSC codes are in table C-34. If rp 72 is blank or incorrect when the requisition is received by the IMM/ICP, the requisition will be rejected.

c. CLSSA programmed (CLPSC 1) requisitions or passing orders will be processed the same as for U.S. Forces (i.e., assets will be released based on the priority designator contained in the requisition per UMMIPS).

d. For CLSSA unprogrammed (CLPSC 2) requisitions or passing orders, supply support will be provided if stock levels do not drop below the established reorder point level. Assets, however, may be released below the ROP if specifically approved by the IMM. If sufficient stock balances are not available to fill such requisitions, supply sources will backorder the requirement until expiration of the procurement lead time, or initiate procurement action to fill the requirement. Once the procurement lead time has elapsed, the backorder will then be eligible for release based on the priority designator and processed under UMMIPS. Upon receipt of a requisition or passing order for a nonstocked item, the IMM/ICP will generate a direct vendor delivery action to fill the requirement and the proper ILCO will be notified.

e. CLPSC A through F represents CLSSA termination/drawdown. When notified that a request to terminate CLSSA support was issued or received, the customer will be given the opportunity to withdraw their equity in the DOD inventory and pipeline by submitting a requisition or passing order. The requisition or passing order will be submitted to the applicable Service ILCO. The ILCO will enter the appropriate demand code in the termination/drawdown requisition or passing order to explicitly convey to the IMM/ICP that the demand is to be excluded from requirements/inventory levels. The ILCO will also enter the appropriate CLPSC to show whether the country wants the stock to be delivered or whether the IMM/ICP is to absorb it and/or take disposition action per the Service/Agency regulations.

f. The DOD component (IMM/ICP) will process CLSSA requisitions or passing orders as follows:

(1) If the CLPSC is 1 or 2, the requisition will be appropriately processed as a programmed or nonprogrammed requirement.

(2) If the CLPSC is an A through F (drawdown or termination requisition), the IMM/ICP will exclude the demand from its requirements/inventory levels, absorb the requirement or deliver the materiel per Service/Agency procedures, and determine the financial obligation of the country.

11-36. Offer and release procedures

The IL country code (rp 31-32), in combination with the country service code (rp 45), option code (rp 46), and the CR/FF code (rp 47) provides—

a. A method for determining the address for automatic shipments.

b. The addressee to receive supply and shipment status and NOAs.

c. The CR also to be contacted by the shipping activity for delayed shipment instructions.

d. The necessary “Ship to” and “Mark for” data for package marking and labeling.

11-37. Country FMS offer or release option codes

Country FMS offer or release option codes are used in requisitions for shipments to be made or offered to CR/FFs. These codes specify whether shipments are to be made automatically or under one of two types of NOAs.

a. FMS offer or release option codes will be consistent with the conditions of the FMS case agreements (DD Form 1513).

b. Country FMS offer or release option codes and their explanation are shown in table 11-4.

Table 11-4
Country FMS Offer or Release Option Code

Option Code: A

Explanation: Shipments are to be released automatically by the shipping activity without advance notice.

Option Code: Y

Explanation: Advance NOA to the CR or FF is needed before release of shipment, but shipment may be released automatically if release instructions are not received by shipping activity within 15 days after date of the NOA.

Option Code: Z

Explanation: Advance NOA to the CR or FF is needed before release of shipment. Specific release or shipping instructions must be received by the shipping activity before shipment may be made.

c. When consistent with the FMS case agreement, the U.S. service will arrange transportation for shipments to an overseas area. “XX” will be entered in rp 46-47 in lieu of an offer or release option and FF code. An “XW” in rp 46-47 denotes shipment to an in-the-clear address.

11-38. Shipment release criteria

Materiel shipment release planning will be governed by the following.

a. With the exception of shipments made according to paragraph 11-39, materiel will be shipped automatically without an NOA. This will be for all option code A shipments and for all shipments not exceeding parcel post weight and dimension limitations, regardless of the entry in rp 46 of the MRO. However, it is mandatory that shipping document (DD Form 1348-1/Automated) accompany all FMS shipments. The use of certified, registered, or insured parcel post to further document proof of FMS shipment is, authorized for protection of high-value shipments.

b. When code XX is in rp 46-47, the materiel will be shipped to the destination provided by the combination of the country code (rp 31-32) and the IL customer within country code (rp 33). Airmail one copy of the shipment release documents to the consignee.

c. When code XW is in rp 46-47, enter the “Mark for” and “in-the-clear” shipping instruction in the remarks portion of the requisition and the related MRO. Send shipment release documents to the same address as the materiel unless otherwise stated in the remarks portion of the MRO.

d. FMS offer release codes do not apply to requisitions from Canada.

(1) Shipments to Canada of less than 20,000 pounds are automatic shipments. Shipping activities will get the “Ship to” address by correlating the codes in rp 46-47 of the MRO with the proper address in the Canadian portion of the MAPAD.

(2) For shipments over 20,000 pounds, an NOA will be sent to the proper MAPAD address.

e. Sensitive (small arms or ammo) and classified materiel will be shipped according to requirements of the military services.

f. DOD 4000.25-8-M (MAPAD) requires a copy of all NOAs for shipments (excluding small parcel shipments) to Israel be furnished to the Maritime Administration. This procedure will be used until a standard mechanized Maritime Administration notification procedure for implementing all FMS credit cases is developed.

g. The Procurement Office will furnish a copy of NOAs for all Israeli shipments (excluding small parcel shipments) to the Maritime Administration according to special instructions in the MAPAD. This will continue until standard supply/procurement procedures are developed.

11-39. Release of FMS shipments

The procedures to be followed in releasing FMS shipments from storage activities normally depends on the entry in rp 46 of the requisitions or related documents.

a. FMS offer release option codes do not apply to requisitions for Canada because FFs are not used. RP 46 and 47 are used to show shipment addresses.

b. When rp 46 contains FMS offer or release option code A or X, the shipment is released automatically without an NOA. Unclassified shipments to be sent by parcel post/small parcel delivery service will be released automatically without an NOA regardless of entry in rp 46 and should be either insured, certified, or registered. Evidence of shipment must be provided for all FMS shipments regardless of shipment size, weight, or value. Classified shipments always require use of NOA, as described below. Although option codes A and X and parcel post shipments do not require an NOA, except when classified, shipping documents (DD Form 1348-1 or DD Form 1348-1Automated) must accompany all FMS shipments.

c. When an export release is required from MTMC (chap. 202, AR 55-355 NAVSUPINST 4600.70; AFM 75-2; MCO P4600.14A; DLAR 4500.3), the shipping activity will submit a request for export release to the MTMC area command before shipment. If the shipment is delivery term code 8, an NOA will be given to the CR or FF. It shows that an export release has been requested. The export release provided by the MTMC will include shipping instructions as coordinated with the CR or FF. If instructions are not received within 15 calendar days after the NOA data, MTMC will follow-up in lieu of sending a duplicate NOA.

d. When a shipment moving on a Government bill of lading (GBL) requires an export release, the procedures in c above apply.

e. An NOA will be furnished to the CR or FF regardless of the entry in rp 46 and the shipment will be held pending receipt of release and shipping instructions from the CR or FF when a shipment includes materiel that is—

- (1) Dangerous or hazardous, sensitive, or
- (2) Requires a high degree of protection, or
- (3) Control within CONUS does not require an export release. NOAs for classified shipments will be sent to the CR named in the MAPAD.

f. When country FMS offer or release codes Y or Z are entered in rp 46, notice to the designated CR or FF address is required before shipment is released.

g. The shipment will be released to the CR or FF on the 15th calendar day after the NOA date, unless alternate shipping instructions are received, when—

- (1) The shipment does not require an export release, or
- (2) There is no need for a high degree of protection or control and FMS offer or release option code Y is in rp 46.

h. The shipment will be held pending receipt of release and shipping instructions from the CR or FF when the shipping activity has determined a need for—

- (1) A high degree of protection or control, or
- (2) FMS offer or release option code Z is in rp 46. If instructions are not received within 15 calendar days after the NOA date, a duplicate NOA will be sent to the CR or FF. It will be annotated to show that the shipment delay was caused by the CR or FF's failure to furnish release and shipping instructions. Two copies of the DD Form 1348-5 together with DD Forms 1348-1 or DD Forms 1348-1Automated is the delay NOA.

i. For FMS shipments with option code Y or Z in rp 46 of the MRO, shipping activities will furnish the activity denoted by the code in rp 54 the following.

- (1) A supply status document DIC AE3 with status code BL in rp 65-66, and

(2) The date materiel was offered entered in rp 70-73. This transaction will be sent at the time the NOA is sent to the CR or FF. Shipment status transactions will show the date shipped in rp 57-59, the shipment control number, and other data as stated in paragraph E-33 (table E-35).

11-40. Notice of availability (NOA)

The NOA is the document by which a shipping activity informs the CR or FF that materiel is ready for shipment. A manual NOA will be prepared on DD Form 1348-5 for all classified shipments and certain unclassified shipments for all countries, except those countries requesting mechanized NOAs. Countries that want to receive the mechanized NOA will send a request to the Director, Defense Logistics Agency, ATTN: DLA-LM, Cameron Station VA 22304-6100. The NOA document will be assigned a notice number. This number will be the control number (such as TCN and GBL) assigned to the shipment. When the shipment is made on a commercial bill of lading, and a TCN is not assigned, the shipping activity will assign its own FMS notice number. It will be prefixed by the consignor's activity address code starting in rp 61 of the FMS notice number field. Unused rp will not be zero filled.

a. *Manual notice of availability.* The DD Form 1348-5 is the cover document for DD Form 1348-1 or DD Form 1348-1Automated. Together they comprise the original NOA. The data on the DD, Form 1348-5 describes the shipment unit, and DD Form 1348-1 or DD Form 1348-1Automated provides individual item data. The initiating activity will complete all blocks of DD Form 1348-5 (except the portion to be completed by the addressee), when shipment units are consolidated.

(1) All items are self-explanatory. The NOA date (the date notice is sent) will be entered in the block "Notice of Availability/Shipment." The "Notice Number" block will contain the control number (such as TCN or GBL) assigned to the shipment.

(2) For single line item shipment units, the following entries are not mandatory on DD Form 1348-5 if they are in the accompanying DD Form 1348-1 or DD Form 1348-1Automated: Type pack, pieces, weight, and cube.

(3) The manual NOA will be mailed to the CR or FF specified in the MAPAD. The NOAs on classified shipments will be sent to the country representatives. DD Form 1348-5 will be distributed as shown in table 11-5.

Table 11-5
Distribution of DD Form 1348-5 (NOA)

Copy No: 1

Use: Kept by the shipping activity pending receipt of shipment release instructions.

Copy No: 2, 3

Use: Sent to the CR or FF named in the MAPAD to receive the NOA. The CR or FF will keep second copy, insert release instructions on the third copy, and return it to the shipping activity.

(4) When an export release is required from the MTMC, annotate or stamp DD Form 1348-5 in the lower left corner "EXPORT RELEASE REQUIRED." The shipping activity may also annotate or stamp brief notes that apply to materiel discussed in paragraph 11-39, if needed.

b. *Mechanized notice of availability.* Except for classified or unclassified shipments to be made by parcel post or small parcel delivery service, the mechanized FMS NOA is provided to customers named to receive mechanized data for FMS shipments.

(1) Customers desiring the mechanized NOA will write to the Director, Defense Logistics Agency (DLA), ATTN: DLA-LM, Cameron Station, VA 22304-6100. Letter requests by the service representative, on behalf of the country, will be sent through the Commander, U.S. Army Security Affairs Command, ATTN: AM-SAC-OP, Alexandria, VA 22333-0001, to DLA.

(2) The mechanized NOA consists of the documents below.

(a) The FMS NOA key document contains shipment unit information and accompanies the FMS NOA detail document. The initial

key document will show DIC AD1 when an export release is not required. DIC ADR will be assigned when an export release is required. When release instructions have not been received within 15 days of the DIC ADR NOA date, send a follow-up to the MTMC releasing authority. In this case, a delay NOA key document DIC AD3 will not be sent to the CR or FF. When FMS offer release option code Z applies and release instructions have not been received within 15 calendar days of the DIC AD1 NOA date, a delay NOA key document DIC AD3 will accompany the delay NOA detail document.

(b) The FMS NOA detail document contains the same line item data as shown in the issue or release document (e.g., MRO and DD Form 1348-1 or DD Form 1348-1 Automated). The initial detail document will contain DIC AD2. When FMS offer or release option code Z applies and release instructions have not been received within 15 calendar days of the NOA date, prepare a delay detail document DIC AD4 for each initial detail document that accompanied the first key document.

c. Replies to notices of availability.

(1) Replies to manual NOAs will be two methods. When an export release is needed, the CR or FF will cite consignment instructions if any, and coordinate these and other shipment or delivery instructions with the MTMC releasing authority. When an export release is not needed, the reply will be by inserting shipment release instructions on the third copy. This copy will be returned to the issuing activity. Release instructions will provide for shipment or delivery of materiel to a single place by shipment unit. Shipping activities will not split units identified by shipment unit numbers to multiple points. Instructions to CR or FFs regarding replies to NOAs will cite the need for coordinated instructions when an export release is needed. They will include provisions for the minimum data below in the replies to other NOAs:

(a) The complete name and address of the consignee unless materiel will be picked up by the CR or FF.

(b) The date materiel is to be shipped or be picked up by the CR or FF.

(c) The complete name and telephone number of the individual who is to receipt for the materiel on behalf of the purchasing country. It will be for the classified shipment covered by the NOA.

(2) Always use FMS NOA reply document DIC AD5 when replying to a mechanized NOA other than DIC ADR. When replying to a DIC ADR NOA key document, the consignment or other shipment or delivery instructions will be given to the MTMC releasing authority. This will be used in coordinating export release with the shipping activity. When replying to a mechanized NOA other than DIC ADR, and shipment release is to be to the addresses denoted by coded entries in the MAPAD, the AD5 document will contain code R in rp 60. When shipment release instructions are mailed under separate cover, the AD5 document will contain code E in rp 60. Instructions may be letter, country forms, or other communications. However, they must reach the shipping activity within 15 days for transactions coded offer or release option code Y. Otherwise, the shipment will be released automatically to the address in the MAPAD. Replies will be sent to the activity denoted by the RIC in rp 4-6 of the NOA documents.

(3) DIC AD5 documents sent by DAAS to a storage activity are in a separate message (not batched with other A-Series documents). DAAS will use content indicator code IAZZ with a text header transaction reading, "Forward AD5 documents to installation transportation officer promptly on receipt."

d. Country rejection of materiel. The country may reject any materiel reported ready for shipment by NOAs if it is a duplicate shipment. On receipt of rejection advice, the shipping installation will withdraw that materiel from the shipment and furnish the CR a new NOA. The NOA will show that it resulted from the rejection of materiel by the CR. Also, it will show the revised number of pieces, weight, and cube. The shipping activity will also prepare a Materiel Release Denial Transaction (DIC A6) with management code X in

rp 72, and send to the NICP for record adjustment. (See para E-9, table E-9). For reporting purposes, this is a cancellation.

11-41. Consolidation and marking of FMS and MAP Grant Aid shipments

a. Consolidation.

(1) The shipment planning process should recognize and assure compatibility of codes in requisitions and related documents when configuring shipment units. To assure compatibility of codes, rp 30 through 34, rp 45 through 50, and rp 57 through 61 must be considered for FMS non-assembly shipments; rp 55 and 56 must be considered in addition to rp 30 through 34, rp 45 through 50, and rp 57 through 61 for FMS assembly shipments; and rp 30 through 33, rp 35 and rp 57 through 61 must be considered for Grant Aid.

(2) FMS assembly shipments may be consolidated into containers or shipment units if under the same U.S. Service program manager, recipient country, customer within country, delivery term code, in-country service, offer/release option code, freight forwarder code, FMS case, case line number, project code (if applicable), and priority. The criteria for FMS nonassembly shipments is the same as for assembly shipments with the following exception: nonassembly shipments may be consolidated regardless of case line number (CLN).

(3) Grant Aid assembly and nonassembly shipments may be consolidated into containers or shipment units if under the same U.S. Service program manager, recipient country, customer within country, type of assistance, project code (if applicable) and priority.

(4) The following consolidation limitations will also apply:

(a) Physical characteristics of items should be compatible with other items in the same shipment unit.

(b) Explosives or other dangerous articles will not be consolidated with other items.

(c) Aircraft, missiles, engines, and large (excess dimension) spares or assemblies for any items of equipment subject to special handling or construction or requiring movement as a single shipment unit will not be combined with other line items.

(d) Radioactive or magnetic materiel will not be consolidated together or with other materiel.

(e) When shelf life items are included in consolidated shipment, the NSNs and expiration dates or inspection/test dates will be shown on the exterior of the consolidated shipping container in accordance with MIL-STD-129J.

b. Address marking. The way to show "ship to" or "mark for" addresses in requisitions is described in paragraph 11-40. After determining the specific coded entries and their use as a "ship to" or "mark for" address in a given requisition, the corresponding clear text address for container markings will be obtained from the MAPAD.

11-42. Designation of shipment addresses for FMS

"Ship to" or "Mark for" addresses in requisitions are entered in rp 33 (customer within country) and rp 47 (CR or FF). Designation of addresses will be consistent with delivery terms shown in the case agreement. Certain codes will not be used until they are published in the MAPAD. This also applies to corresponding addresses.

a. When an item is shipped to a CR or FF or to a point named by a CR or FF, enter a code other than X or W in rp 47. In this case, the "Ship to" address will be the one listed in the MAPAD for the CR or FF or the address on the reply to the NOA. For those countries elected not to publish clear text addresses for rp 33 codes, there will be no "Mark for" address. However, supply and shipping activities will enter the rp 33 code in all related documents. When a customer-within-country code does not apply, enter a zero (0) in rp 33.

b. When item is to be shipped to the address denoted in the remarks block of the requisition, enter the codes XW in rp 46-47 and a clear text address. A "Mark for," if applicable, will be conveyed in an exception requisition.

c. When an XX is entered in rp 47, the ship-to-address will be the one listed in the MAPAD for the code in rp 33 of the requisition.

d. The above instructions apply to all customer countries except Canada. Canadian shipment address codes appear in rp 46-47.

11-43. FMS shipment of classified items

An NOA will be furnished the designated addresses in the MAPAD regardless of option code for all classified materiel. Therefore, no classified materiel will be automatically shipped to a country FF. For those countries' FFs not authorized to receive classified shipments, a NOA will be sent to the embassy or military attache for coordination on movement of the classified materiel. The type of address codes (TAQ used in the MAPAD to denote FFs to receive classified shipments follow:

a. TAC A—Denotes the address to receive classified small parcel shipments.

b. TAC B—Denotes the address to receive classified freight shipments.

11-44. FMS shipments of hazardous, sensitive, perishable, and overweight cargo

a. For FMS shipments in which the materiel is hazardous, sensitive, (requires an export release from the MTMC), perishable or overweight (over 10,000 pounds unit weight), use option code Z procedures. The entry in rp 46 of the MRO will be disregarded. This materiel will never be shipped automatically to a country FF.

b. Prepare an NOA and send to the address noted in the MAPAD, regardless of issue PD or option code. This is done before shipment of FMS materiel which is subject to International Air Transport Association (IATA) regulations. These regulations require that the shipper or his or her agent execute a certification as to the pack and condition of certain restricted items if they are to be transported by international commercial air. Freight forwarders are precluded from preparing the certificate. Therefore, the following procedures will apply:

(1) As stated above, an NOA will be prepared for all hazardous shipments, regardless of the option code.

(2) The size of the container to be issued will be compared with the maximum sized container cited in the IATA regulations as authorized for air movement.

(3) If the container does not exceed IATA restrictions, the following statement will be entered in the "Other Information" block of the DD Form 1348-5: "Please state whether movement from U.S. will be by international air carrier. If so, the shipment will be prepared and certified for IATA acceptance. If your response is negative or no preference is indicated, the shipment will be prepared for surface movement and no IATA certificate will be provided."

c. IATA restricted articles will not be shipped until instructions are received in response to the NOA.

d. Call USASAC, Transportation Division (DSN 977-6349/6843), for shipment instructions when the FMS delivery term code (DLT) is not compatible with the conditions under which the materiel must be shipped. For example: Ammunition, explosives, and those items described as sensitive in AR 190-11 must be treated the same as DLT code 8 (FOB vessel—CONUS port of exit) even if the document number contains DLT code 4 (FOB origin).

11-45. FMS documents using DD Form 1348-1 and DD Form 1348-1 Automated (IRRD)

a. *DD Form 1348-1.*

(1) Shipping activities will prepare DD Form 1348-1 according to paragraph B-3 (fig B-3) and paragraph E-1 (table E-1). Distribution of the release/receipt document will be as shown in table 11-6. (Actual copies utilized, other than the original and the first carbon copy, are optional.)

(2) For shipment requiring a Notice of Availability (NOA), an additional three copies of the release/receipt document will be used in providing the original/delay/amended NOAs as required.

b. *DD Form 1348-1 Automated (IRRD).*

(1) Shipping activities will prepare DD Form 1348-1 Automated

(IRRD) according to paragraph B-4 (figs B-7 and B-8) and paragraph E-1 (table E-1). Distribution will be as shown in table 11-7. (The original with the bar coding must accompany the shipment.)

(2) For shipments requiring an NOA, an additional three copies of the release/receipt document will be used in providing the original/delay/amended NOAs as required.

c. *DD Form 250 or DD Form 1155 for vendor shipments.* When shipment is direct from procurement, prepare DD Form 250 or DD Form 1155 and distribute according to Federal Acquisition Regulation.

d. *NOA for vendor shipments.* When shipment is from a vendor, forward the NOA as directed in the purchase request.

11-46. FMS documents using the DD Form 1348-1 Automated (IRRD)

a. Prepare sufficient copies of the DD Form 1348-1 Automated (IRRD) (para B-4) for distribution indicated in table 11-7. (The original copy with the bar coding must accompany the shipment.)

b. For shipments requiring an NOA, three copies of the DD Form 1348-1 Automated will accompany the NOA.

c. For shipments not requiring an NOA, three copies of the DD Form 1348-1 Automated will be forwarded via airmail (except when CONUS recipient is too close to use airmail) to the address designated by the entries in record positions 33 and 47.

11-47. Return of discrepant FMS materiel using DD Form 1348-1

a. Discrepancies in FMS shipments are reported on SF 364 by the receiving FMS customer. AR 12-12 provides the required data entries and procedures for processing Reports of Discrepancy (RODs).

b. When materiel is to be returned to U.S. supply system stocks, the supply source will do the following:

(1) Complete the back side of the SF 364.

(2) Prepare the DD Form 1348-1 to return the materiel. See paragraph B-3d and table B-4.

c. The Defense Transportation System (DTS) will be used when feasible to return the discrepant FMS materiel. This can be done in two ways:

(1) If a transshipment point is not in Blocks C-D of the DD Form 1348-1, the MAAG will arrange for movement through the DTS. The MAAG must be able to do this.

(2) If a transshipment point has been specified, this point will arrange for movement through the DTS. A transshipment point—

(a) Should be a U.S. activity located in the FMS country submitting the ROD. It should be reasonably accessible to that country.

(b) Will provide legible copies of the signed DD Form 1348-1 (showing receipt) to the following: Supply source (rp 67-69); appropriate country representative in DOD 4000.25-8-M (MAPAD); and shipper, if requested. A photo copy may be used.

(c) If other than Army, must be coordinated between the Army supply source and service/agency focal point in AR 12-12. This should be done before designation as a transshipment point.

d. When the DTS is not used, the holding FMS country will arrange for movement through the CR/FF to the activity in Block B of the DD Form 1348-1. CONUS inland shipments will use a collect commercial bill of lading; it will be converted to a Government bill of lading upon receipt. Transportation charges between the holding FMS country and CR/FF will be reimbursed. It will be requested by the CR to the supply source (rp 67-69 of the DD Form 1348-1).

e. All shipments to return discrepant FMS materiel must be completed within 180 days from the date of document preparation (block 0, DD Form 1348-1).

11-48. Return of discrepant FMS materiel using DD Form 1348-1 Automated (IRRD)

a. Discrepancies in FMS shipments are reported on SF 364 by the receiving FMS customer. AR 12-12, provides the required data entries and procedures for processing FMS reports of discrepancy (RODs).

b. When it is determined that materiel reported on SF 364 is to be returned to U.S. supply system stocks, the U.S. supply source will—

(1) Complete the back side of the SF 364.

(2) Prepare the DD Form 1348-1 Automated in accordance with para B-4e and table B-8 to return the materiel.

(3) Forward the DD Form 1348-1 Automated in five copies and the SF 364 to the U.S. ILCO indicated by the first position of the requisitioners document number (block 8, SF 364).

c. The Defense Transportation System (DTS) will be used when feasible to return the discrepant FMS materiel. This can be done in two ways:

(1) If a transshipment point is not in block 26 of the DD Form 1348-1 Automated, the MAAG will arrange for movement through the DTS. The MAAG must be able to do this.

(2) If a transshipment point has been specified, this point will arrange for movement through the DTS. A transshipment point—

(a) Should be a U.S. activity located in the FMS country submitting the ROD. It should be reasonably accessible to that country.

(b) Will provide legible copies of the signed DD Form 1348-1 Automated (showing receipt) to the following: Supply source (rp 67-69; appropriate country representative in DOD 4000.25-8-M (MAPAD); and shipper, if requested. A photo copy may be used.

d. When the DTS is not used, the holding FMS country will arrange for movement through the CR/FF to the activity in block 3 of the DD Form 1348-1 Automated. CONUS inland shipments will use a collect commercial bill of lading; it will be converted to a Government bill of lading upon receipt. Transportation charges between the holding FMS country and CR/FF will be reimbursed. It will be requested by the CR to the supply source (rp 67-69 of the DD Form 1348-1 Automated).

e. All shipments to return discrepant FMS materiel must be completed within 180 days from the date of document preparation (block 5, DD Form 1348-1 Automated).

Section VI

IL Requisition Cancellation and Suspension Procedures

11-49. Requisition cancellations

See section VIII, chapter 3, for cancellation procedures for security assistance requisitions. The following are exceptions:

a. Grant aid requisitions may be canceled only as follows:

(1) By the requiring activity identified by the requisitioner code (rp 31-42), or

(2) When authorized by the activity denoted in rp 54.

b. FMS requisitions may only be canceled by the originator after AR 12-8 has been complied with.

c. No tracer will be prepared for FMS shipments to foreign countries which move in commercial transportation channels to commercial FFs. These shipments are not available for cancellation after turnover to the carrier, post office, or FF. Storage activities will furnish supply sources with shipment status documents (DIC AU)

d. Supply sources will advise the ILCO of contractual agreements which will result in additional costs if canceled, diverted, or held. The ILCO will determine if the cancellation, diversion, or "hold" will be suspended or continued. The ILCO will inform the supply source of decisions to continue cancellations or diversions by message. The message will contain the notation: "Decision for cancellations or diversion by ILCO."

11-50. Mass and universal cancellations

Process mass and universal cancellation requests according to paragraphs 4-71 and 4-72.

a. Requests will contain one of the codes below to identify the cancellation of all requisitions requested:

(1) Service and country code (rp 30-32).

(2) Service code, country code (rp 30-32), and project code (rp 57-59).

(3) Federal Supply Class or Group when related to service and country codes (rp 30-32).

b. Transportation and procurement termination costs incident to actual diversion or cancellation of FMS requisitions will be charged according to current DOD or DA instructions. This includes terminal costs related to stopping, holding, and returning the materiel to depots or storage.

c. The DTS will send MAP shipments that may be diverted under mass or universal cancellation conditions to selected storage sites of the canceling Service. Storage sites in receipt of MAP cancellation shipments will report them to the proper Service ILCO. The materiel will be picked up in ownership code 8 and accounted for as MAP-owned materiel (MAPOM) pending receipt of disposition instructions. Service ILCOs will provide these instructions according to Part II, 4000.25-8-M.

d. FMS shipments by the other Military Services, and those from DOD or GSA storage activities, held at water or aerial POEs under mass cancellation procedures will be processed as follows:

(1) Shipments from DOD storage points, or from commercial vendors acting under the direction of a DOD procuring activity, will be diverted to the selected storage sites of the shipping or procuring Service or agency.

(2) Shipments from GSA storage points, or from commercial vendors acting under the direction of a GSA procuring activity, will be diverted to selected GSA credit return activities.

(3) DTS attempts to divert or hold shipments will terminate 45 days after the effective date of the mass or universal cancellation message.

11-51. Suspensions of International Logistics Program (ILP) Shipments

DA policy and procedures concerning suspended ILP shipments (shipments to FMS or Grant Aid customers that have been suspended due to political or contingency situations) are in AR 12-8.

Section VII

Military Assistance Program Address Directory (DOD 4000.25-8-M (MAPAD))

11-52. General

a. The MAPAD is for use by activities of DOD, GSA, and commercial firms under DOD contracts that supply or ship materiel under the FMS and MAP programs. The MAPAD will also be used by foreign governments and international organizations taking part in FMS and MAP programs.

b. Send requests for initial distribution and adds, deletes, or changes to distribution pattern of the MAPAD to the U.S. Army Security Affairs Command, ATTN: AMSAC-OP/SE, 5001 Eisenhower Avenue, Alexandria, Virginia 22333-0001. That activity will review, approve, control, and send to USAPPC through command channels for distribution.

11-53. Use of the MAPAD

The effective use of the MAPAD depends on the coded address data in the MILSTRIP requisitions that corresponds with the coded data in the proper part of the MAPAD. Activities that prepare FMS and MAP Grant Aid requisitions will use only those address codes that are published in the MAPAD. Action will be taken to ensure that addresses are published in the MAPAD before any requisitions that contain coded address data enter the supply system. Do not delete addresses until all shipments of materiel of corresponding requisitions have been completed. For those countries that elect not to publish clear text addresses for customer with-in-country codes, the MAPAD will not show a "Mark for" address. However, supply and shipping activities will enter the code in rp 33 in all related documents. Requisitioners will ensure that only those ship-to address codes published in the MAPAD are used.

11-54. MAPAD additions, deletions, and changes

DLA publishes additions, deletions, and changes to the MAPAD for all users (DOD 4000.25-8-M). LOGSA is the Army central service point (ACSP) for maintaining and distributing the security assistance address file for Army users as listed in paragraph 11-57. Later

changes to the security assistance address file will be sent directly to SIMA by DLA. They will, within 6 workdays after receipt of the change, provide to Army users. Send requests to LOGSA, ATTN: AMXLS-MSF, Chambersburg, PA 17201-4180.

11-55. Format, distribution, and use of security assistance address file

The master address files used for obtaining in-the-clear MAP or FMS shipping addresses have the same MAPAD data. Exceptions are the special instructions and cargo exception information in DOD 4000.25-8-M.

a. Special instruction or cargo exception data are shown by the Special Instruction Indicator (SII) entered in rp 50 the Security assistance address general purpose transaction form. When an SII appears, a manual "look-up" in DOD 4000.25-8-M is needed. Materiel will not be shipped without checking the applicable code in DOD 4000-25-8-M for the special instructions or cargo exceptions.

b. When the security assistance address file has more than one FF, use the address most cost-favorable to the shipper from a transportation standpoint.

11-56. Maintenance of the security assistance address file

a. Security assistance address file changes will be transmitted by electrical media. Details on transmitting data will be coordinated among the ACSP and the activities listed in paragraph 11-57. Inquiries on security assistance codes or addresses will be sent to the Commander, USASAC, ATTN: AMSAC-OP/T, New Cumberland Army Depot, New Cumberland, PA 17070-5096.

b. Process changes to the security assistance address file within 1 day after receipt. Update file in the sequence provided by the control number in rp 66-68. Deletions will be processed before all other actions.

11-57. Security assistance address file distribution list

The security assistance address file and all changes are sent to the installations (MAP Network Stations).

a. Commander
Anniston Army Depot
ATTN: SDSAN-DSP-TD
Anniston, AL 36201-5021

b. Commander
U.S. Army Japan
ATTN: AJGD-SS APO
San Francisco, CA 96343-0054

c. Commander
U.S. Army Tank-Automotive Command
ATTN: AMSTA-FDRE
Warren, MI 48090-5000

d. Commander
Corpus Christi Army Depot
ATTN: SDSCC
Corpus Christi, TX 78419-6030

e. Commander
Eastern Area, Military Traffic Management Command
ATTN: MT-SYE
Bayonne, NJ 07002-5302

f. Commander
U.S. Army Communications and Electronics Command
ATTN: AMSEL-MMD-S
Fort Monmouth, NJ 07703-5006

g. Commander
U.S. Army Missile Command
ATTN: AMSMI-IM
Redstone Arsenal, AL 35898-5239

h. Commander
New Cumberland Army Depot
ATTN: SDSNC-TP-S
New Cumberland, PA 17070-5001

i. Commander
U.S. Army Armament, Munitions, and Chemical Command
ATTN: AMSMC-MMD-DR
Rock Island, IL 61299-6000

j. Commander
Red River Army Depot
ATTN: SDSRR-SP
Texarkana, TX 75507-5000

k. Commander Sacramento Army Depot
ATTN: SDSSA-TM
Sacramento, CA 95813-5032

l. Commander
Tobyhanna Army Depot
ATTN: SDSTO-SS-A
Tobyhanna, PA 18466-5062

m. Commander
Tooele Army Depot
ATTN: SDSTE-SUT-T
Tooele, UT 84074-5003

n. Commander
Lexington-Blue Grass Army Depot
ATTN: SDSLE-SU
Lexington, KY 40511-5000

o. Commander
U.S. Army Aviation and Troop Command (AIR)
ATTN: AMSAT-I-SDT
4300 Goodfellow Blvd
St. Louis, MO 63120-1798

p. Commander
Letterkenny Army Depot
ATTN: SDSLE-TT
Chambersburg, PA 17201-4150

q. Commander
Seneca Army Depot*¹
ATTN: SDSSE
Romulus, NY 14541-5001

r. Commander
Sharpe Army Depot*¹
ATTN: SDSSH-S
Lathrop, CA 95331-5312

s. Commander
Sierra Army Depot*¹
ATTN: SDSSI
Herlong, CA 96113-5220

t. Commander
U.S. Army Depot Activity, Savanna
ATTN: SDSLE
Savanna, IL 61074-9636

u. Commander
U.S. Army Security Affairs Command
3d Street and M Avenue, Bldg 54
ATTN: AMSAC-OLT
New Cumberland, PA 17070-5096

v. Commander
U.S. Army Bell Plant Activity
ATTN: DAVBE-P
PO Box 482
Fort Worth, TX 76101

w. Commander
Hawthorne AAP
ATTN: SMCHW-TM
Hawthorne, NV 89415-5000

x. Commander
Rock Island Arsenal
ATTN: SARRI-TMF
Rock Island, IL 61299

y. Commander
U.S. Army Pacific
ATTN: APZV-DIS-P

Table 11-1
Security Assistance Requisitions

Field Designation	Type Requisition		Instruction
	Manual Block No	Mechanical Record Position	
Send to	A	NA	See paragraph E-1.
Requisition is from	B	NA	See paragraph E-1.
Document identifier code	1	1-3	See paragraph E-1.
Routing identifier code (To)	2	4-6	USASAC will enter code.
Media and status code	3	7	Must be zero.
Stock number	4-6	8-22	See paragraph E-1.
Unit of issue	7	23-24	See paragraph E-1.
Quantity	8	25-29	a. See paragraph E-1. b. When requisitioning tracked or wheeled vehicles and similar equipment, refer to paragraph 11-1 c. c. Applicable only to ammunition requisitions. For items in FSG 13, quantities exceeding 99,999 will be expressed in thousands by placing an "M" in rp 29. Example: A quantity of 1,950,000 would be expressed as 1950M (1950 in rp 25-28 and an "M" in rp 29). The "M" modifier is an optional feature that can be applied intra-Service/Agency, and by agreement, inter-Service/Agency.
Document number	9-12	30-43	A nonduplicative, 14 position number to identify the military Service, recipient country, customer within country, type of assistance, delivery term code, date of requisition and serial number.
Service Requisitioner	(9) (10) (10)	(30) (31-35) 31-32 33(MAP)	Enter "B" to identify Army security assistance requisition. Enter alphanumeric, or a combination, and identify. Country Code: (See DOD 4000.25-8-M). Enter the customer within country code consolidation point, except for A05 requisitions with special onetime shipping instructions in the remarks field. In this case, rp 33 may contain a 0. Include in the special instructions an address to receive documents when they are not to be sent to the 'Ship to' address.
	(10)	33(FMS) 34 (MAP) 34 (FMS) 35	Enter "Mark for" code of 0. (See DOD 4000.25-8-M.) Enter a numeric 0 for MAP(GA). Enter delivery term code (See para C-23). Enter type of assistance code (See para C-25.)
Date	(11)	(36-39)	Requisition date. Enter the last digit of the calendar year followed by the numeric consecutive day of the calendar year (e.g., 1 April 1976 will appear as "6091.")
Serial Number	(12)	(40-43)	Enter a 4-position control number assigned by the preparer of the requisition. a. Serial numbers for defined line requisition assigned by USASAC will begin with 9000 and progress through 9999 for each country daily. b. Serial numbers for dollar line requisitions submitted by country or customer or MAAG will begin daily with 0001 and progress through 7999. E700-E999. Customer requested requisitions. F001-F799. Customer initiated life of type buy (LOT). R001-R999. Repair and rebuild. V001-V999. Customer initiated requisitions. W001-W999. Customer initiated CSP requisitions. NMCS/ANMCS requisitions will be submitted according to paragraph 3-46, except NMCS/ANMCS Code 999 will not be used on FMS or MAP Grant Aid requisitions. c. Serial numbers for requisitions submitted by USASAC on defined line cases for secondary items, TAG publications, and other than defined line will contain an alpha A through F or a numeric 8 in rp 40, and will be assigned on a country, in-country code basis as follows: A001-C999. Concurrent spare parts. D001-D999. Follow-on spares. E001-E699. Replacement requisitions (e.g., BII Report of item Discrepancy). F800-F899. Reserved for future use. F900-F999. Dry battery drawdown. 8000-8999. Publications.
Demand code	13	44	See paragraph C-7a.
Supplementary address	14-15	45-50	Enter significant alpha numeric codes used for security assistance transactions as follows:

Table 11-1
Security Assistance Requisitions—Continued

Field Designation	Type Requisition		Instruction
	Manual Block No	Mechanical Record Position	
Service (nonsignificant)	(14)	(45)(MAP)	Enter "Y" to show that the entries in block 15 or rp 46-50 have no significance to the supply system. Enter on all later documents generated.
Program year	(15)	(46)(MAP)	Enter the last digit of the program year in which the requisitioned item or value was approved and funded.
Record control number	(15)	(47-50)(MAP)	Enter the record control number (RCN) of the approved Grant Aid order. (From DSAA MAP Order/ MAP Order Amendment).
Service	(14)	(45)(FMS)	Enter the Military Service code of the FMS Country.
Option code	(15)	(46)(FMS)	See paragraph C-24.
Freight forwarder	(15)	(47)(FMS)	See DOD 4000.25-8-M.
Case designator	(15)	(48-50)(FMS)	FMS case designator.
Signal code	(16)	(51)	ILCO will enter signal codes for those reimbursable items having funding authorization; the initial supply source will enter for all other reimbursable items. Signal codes are: MAP: C, D; FMS: L, M. (For definition, see para C-9.)
Fund Code	(17)	52-53	The fund code denotes the billing activity and the accounting classification. The billing activity code is in the 1st position and the appropriation code in the 2d position. (See para C-10).
Distribution	18	54-56	Enter B in the 1st position. This field relates requisitions to the DD Form 1513 line numbers. For all FMS cases except SSA, enter the same significant digits 01-99 in rp 55-56 on DD Form 1513.
Project Code	19	57-59(MAP)	As assigned. If a JCS project code is assigned, the 1st position (rp 57) will be the number 9 followed by two alphanumeric characters (rp 58-59).
Priority designator	20	60-61	See chapter 2.
Required delivery/ availability	21	62-64	See chapter 2 and this chapter. NMCS/ANMCS will be submitted according to paragraph 3-47 except NMCS/ANIVICS code 999 will not be used on FMS or MAP Grant Aid requisitions.
Advice code	22	65-66	See paragraph C-1 5a.
Date of receipt of requisition	23	67-69	Leave blank on submission. Processing point will enter a date on receipt. Supply source passing DIC AM documents to another source of supply for continued processing will enter their RIC in rp 67-69.
Blank	23	(70-80 On FMS, this is rp 70-71 and rp 73-80)	Leave blank on inter-Service requisitions forward to DLA and GSA supply sources. (a) This field is optional for intra-Service or Agency use. (b) This field may be used for internal purposes on retained copies of requisitions.
Cooperative Logistics Program Support Code	23	72	<i>FMS only.</i> The applicable ILCO will enter the appropriate CLPSC if rp 35 contains a "U" or "V" in the CLSSA requisition or passing order. If blank or incorrect, reject with status code CT.
Remarks field of requisitions	L-V	L-W	See paragraph E-1.

Table 11-2
Distribution of DD Form 1348-1 for MAP Grant Aid Shipments

Document	No. of Copies	Distribution
DD Form 1348-1	Two copies ¹ (one copy must be the first carbon.)	Consignee
DD Form 1348-1	One Copy ² (original)	Distribution point (shipper)
DD Form 1348-1	One copy	Forwarded via air mail to the activity designated in the MAPAD to receive the release or receipt documents (type address codes 5 and 6).
APL	One copy	If an APL is produced, it will be attached to the outside of the No. 1 shipping container.

Notes:

¹ A minimum of one copy will be on the outside of the No. 1 shipping container if not in conflict with other applicable directives.

² The original copy will be retained by the shipper unless an automated capability is available to prove a shipment has been made.

**Table 11-3
Distribution of DD Form 1348-1Automated (IRRD) and Automated Packing List (APL) for MAP/Grant Aid Shipments**

Document	No. of copies	Distribution
DD Form 1348-1Automated	Two Copies ^{1,2}	Consignee-To accompany shipment.
DD Form 1348-1Automated	One Copy ³	Distribution point (shipper)
DD Form 1348-1Automated	One copy	Forwarded via air mail to the activity designated in the MAPAD to receive the 1348-1Automated (type address codes 5 and 6).
APL	One copy	If an APL is produced, it will be attached to the outside of the No. 1 shipping container.

Notes:

¹ A minimum of one copy will be on the outside of the No. 1 shipping container.

² When the DD Form 1348-1Automated contains bar coding, one of the two copies to accompany all shipments will be the original copy.

³ One copy will be produced and retained by the shipper unless an automated capability is available to prove a shipment has been made.

**Table 11-6
Distribution of DD Form 1348-1 for FMS Shipments**

Document	No. of Copies	Distribution
DD Form 1348-1	Two copies ¹ (One copy must be the first carbon.)	Consignee-to accompany shipment.
DD Form 1348-1	One Copy ² (original)	Distribution point(shipper).
DD Form 1348-1	One copy	Forwarded via air mail to the activity designated in the MAPAD to receive the document (type address codes 5 and 6).
APL	One copy	If an APL is produced, it will be attached to the outside of the No. 1 shipping container.

Notes:

¹ A minimum of one copy will be on the outside of the No. 1 shipping container if not in conflict with other applicable directives.

² The original copy will be retained by the shipper unless an automated capability is available to prove a shipment has been made.

**Table 11-7
Distribution of DD Form 1348-1Automated (IRRD) and Automated Packing List (APL) for FMS Shipments**

Document	No. of Copies	Distribution
DD Form 1348-1Automated	Two copies ^{1,2}	Consignee-To accompany shipment.
DD Form 1348-1Automated	One Copy ³	Distribution point (shipper).
DD Form 1348-1Automated	One copy	Send to activity designated in the MAPAD to receive the issue/receipt document.
APL	One copy	If an APL is produced, it will be attached to the outside of the No.1 shipping container.

Notes:

¹ A minimum of one copy will be on the outside of the No.1 shipping container.

² When the Do Form 1348-1Automated contains bar coding, one of the two copies to accompany the shipment will be the original copy.

³ One copy will be produced and retained by the shipper unless an automated capability is available to prove a shipment has been made.

Chapter 12 Pre-positioned Requisitions In Support of Operations Plans and Mobilization Station/Training Base Installation Requirements

Section I General

12-1. General

a. This chapter prescribes policy, responsibilities, and procedures for preparing and pre-positioning supply requisitions at Army national inventory control points (NICPs) and service item control centers (SICCs) to provide aggregate supply support for—

(1) Approved Army operations plans (OPLANs) under established guidelines for their execution (e.g., individual/global scenarios)(see sec II) and,

(2) Mobilization station/training base installation requirements at full mobilization (see sec III).

b. The preparation and pre-positioning of supply requisitions at Army NICPs/SICCs is to preplan for supplying materiel to U.S. forces until requisitioning capabilities can support the operation.

c. Component commands/MACOMs are authorized to develop supplemental guidance necessary for implementation of this chapter.

Section II Pre-positioned Requisitions for Operations Plans (OPLANS)

12-2. Policy

a. The following documentation is used in the identification and development of preplanned supply support requirements for an area of operations:

(1) Logistics concept contained in the supported Army component command OPLAN.

(2) Logistics planning guidance contained in the Army mobilization and operations planning system (AMOPS).

(3) AMC logistics policy and procedures (AMC LP&P).

(4) The logistics support plan (LOGPLAN) supporting the specific OPLAN.

b. The activity identified as the requisitioner for OPLAN pre-positioned requisitions will be—

(1) A supply support activity (SSA) identified in the specific OPLAN and supporting LOGPLAN, and designated at the operating level (e.g., Corps MMC, TAMMQ to requisition from the wholesale level in order to provide the required distribution range of supply support within the OPLAN area of operations.

(2) Assigned a contingency DODAAC, if required (e.g., new unit designation upon execution of an OPLAN), to be identified in the LOGPLAN for specific use in the preparation of the pre-positioned requisitions.

c. Storage site(s) will be—

(1) Subordinate to the SSA designated to receive materiel issued by NICPs/SICCs for issue to units within the supported area of operations.

(2) Assigned a contingency DODAAC, if required (e.g., new unit designation), which will be identified in the LOGPLAN for specific use in the preparation of the pre-positioned requisitions.

d. Pre-positioned requisitions will be—

(1) Prepared by Army NICPs/SICCs based on LOGPLAN requirements.

(2) Prepared in project coded time-phased forecasted increments as published in the LOGPLAN supply schedule.

(3) Updated when a LOGPLAN is revised.

(4) Maintained at Army NICPs, or SICCs for DLA or GSA managed items.

e. Requisitions will only be released at the direction of HQ AMC/OTSG upon request by the Army component commander and approval by HQDA. This will enable AMC/OTSG to provide the necessary instructions to accompany the LOGPLAN execution order.

f. A due-in record for each activated pre-positioned requisition will be established by the SSA via receipt of DIC BE9 transaction from the NICP/SICC upon execution of a LOGPLAN (see para 12-9).

g. The LOGSA's logistics intelligence file (LIF) will be used to track the status of released pre-positioned requisitions.

h. With the exception of ammunition basic load (ABL) requirements, OPLAN requirements are considered "non-additive" for purposes of peacetime budgeting and funding and will not be procured in advance unless specifically approved by HQDA.

12-3. Responsibilities for management of pre-positioned requisitions

a. HQDA will—

(1) Provide overall policy, supply criteria, and guidance on computing supply requirements and the pre-positioning of requisitions to support approved OPLANs.

(2) Approve release of pre-positioned requisitions upon request of the Army component commander/MACOM commander.

b. Army component commands/major Army commands (EUSA, USARJ, USARPAC, USAREUR, HSC, USARCEN, USARSO, FORSCOM, TUSA) will—

(1) Coordinate with AMC/OTSG in the development of programs/methods to review and evaluate pre-positioned requisition items and quantities.

(2) Identify to AMC/OTSG the requisitioner(s) and receiving activity(s), by unit identification code, which are to be assigned contingency DODAACs in support of the specific OPLAN.

c. AMC/OTSG will—

(1) Develop LOGPLANs to support Army component command OPLANs.

(2) Request LOGSA assignment of contingency DODAACs for each SSA and/or storage activity identified by the component commander/MACOM.

(3) Ensure computation of preplanned supply support requirements to include the interchange of logistics data among supply sources.

(4) Coordinate with the Army component command and NICPs/SICCs concerning necessary actions to ensure the effectiveness of pre-positioned requisition procedures.

(5) Direct release of pre-positioned requisitions by NICPs/SICCs when approved by HQDA to include specific execution order instructions necessary to complete requisition format entries for processing (i.e., fund code, priority, document number Julian date (C-day)).

d. The LOGSA, Major Items Information Center (MIIC) will—

(1) Assign LOGPLAN time-phased project codes for use in the computation and preparation of pre-positioned requisitions.

(2) Assign contingency DODAACs to SSAs and/or storage sites when requested by AMC/OTSG.

e. Army NICPs/SICCs will—

(1) Compute time-phased requirements for applicable classes of supply specified by LOGPLAN supply schedules, except as indicated in paragraph h below.

(2) Prepare pre-positioned requisitions (see para 12-4).

(3) Maintain pre-positioned requisitions by individual OPLAN.

(4) Army NICPs will send pre-positioned requisitions for DLA and GSA managed items to ATCOM (RIC A35) or U.S. Army Support Activity Philadelphia (USASPTAP). When an SICC cannot be determined, requisitions will be routed to ATCOM (RIC A35). Other service managed items will be maintained at the NICP. (See para 12-7 for release processing of these requisitions.)

(5) Perform initial validation and editing of the requisitions for correctness of documentation.

(6) Perform quarterly maintenance to ensure accuracy of catalog data.

(7) Upon receipt of LOGPLAN execution order with requisition release instructions from HQ AMC/OTSG—

(a) Complete requisition entries with data provided by HQ AMC/OTSG.

(b) Prepare and transmit a DIC BE9 transaction (see para 12-9) to the requisitioner for the full quantity of each activated requisition.

f. Upon receipt of execution order instructions from AMC/OTSG, DAAS will route DIC BE9 transactions received from NICPs/SICCs to the requisitioner with an image provided to the LOGSA (LIF).

g. LOGSA (LIF) will maintain requisition data by individual OPLAN using the plan ID code contained in rp 79-80 of the DIC BE9 transaction.

h. LOGSA, MIIC will compute LOGPLAN classes of Supply II (secondary items with LIN), V, and VII requirements and send to the appropriate Army NICP for preparation of pre-positioned requisitions.

12-4. Pre-positioned requisition preparation

Army NICPs/SICCs will prepare pre-positioned requisitions using the format contained in paragraph E-2 and table E-2.

12-5. Army NICP/SICC validation and maintenance of prepositioned requisitions

NICPs/SICCs will perform the following:

a. Validate requisitions for accuracy of catalog data on a quarterly basis. Pre-positioned requisitions for items which migrate to a nonstock, terminal, or obsolete status without a replacement will be deleted from file.

b. Requisitions requiring revision due to catalog changes (i.e., unit of issue, source of supply (see para 12-6), or a replacement item is available) will be updated and retained on file.

12-6. Logistical transfer of pre-positioned requisitions

a. Logistical transfers from one Army NICP to another Army NICP. When logistical management responsibility is transferred to another Army NICP, the losing NICP will send the requisitions offline to the gaining NICP. Requisitions will be identified by OPLAN.

b. Logistical transfers from an Army NICP to DLA, GSA. When

items are logistically transferred from an Army NICP to DLA, or GSA, the pre-positioned requisitions will be forwarded, off-line, to the appropriate SICC (ATCOM (RIC A35) or USASPTAP). Requisitions will be identified by OPLAN.

c. Transfers from Army to other service. The Army NICP will maintain these requisitions on file. (See para 12-7 for release processing.)

d. Requisition maintenance. Gaining NICPs/SICCs, upon receipt NW of requisitions from the losing NICP/SICC, will promptly update the requisition entries with current catalog data; (i.e., correct source of supply RIC, unit of issue, federal supply class (FSC), etc.).

12-7. Army NICP/SICC release processing of prepositioned requisitions

a. Upon release notification from HQ AMC/OTSG, NICPs/SICCs will perform the following requisition processing actions—

(1) Fill in the Julian date and serial number (rp 36-43) of the requisition based on C-Day provided in the LOGPLAN execution order.

(2) Add the applicable RDD to rp 62-64 based on the time-phased LOGPLAN project codes.

(3) Enter fund code, rp 52-53, contained in the LOGPLAN execution order from HQ, AMC/OTSG.

(4) Issue processing—

(a) NICPs will process requisitions for issue per the purpose code release matrix in AMOPS, Vol III, chapter 3. Requisitions which may be on file for items managed by another SOS will be passed using DIC A3_ procedures.

(b) SICCs will issue from available on-hand stocks per purpose code release matrix in AMOPS, Vol III, Chapter 3. Unfilled requisition quantities for DLA or GSA managed items will be processed via DIC A4_ referral order. Class VIII issues will be made per inter-service support agreement between USAMMA and DPSC(DIC A3).

(5) Generate a DIC BE9 (para 12-9) transaction for each activated requisition and transmit to DAAS for routing to the requisitioner.

b. Special shipment instructions to depots (i.e., pick, pack, mark and hold) will be issued either by LOGPLAN execution order or by NICP/SICC using the most expedient method available consistent with meeting RDDs.

12-8. Pre-positioned requisition procedures for ammunition basic load (AOL)

a. The procedures in this paragraph apply to all FORSCOM deployable units, to include the Active Army, Army National Guard Bureau (NGB), the Army Reserve (USAR), and special mission units in Alaska and Panama.

b. ABL which cannot be stored at the unit's home station will be stored in AMC facilities.

c. Pre-positioned ABL requisitions will be prepared per instructions in paragraph *i* below in conjunction with requisition format instructions at table E-2.

d. FORSCOM/NGB will—

(1) Designate units required to keep basic loads.

(2) Prescribe the method of establishing the stockage level.

(3) Provide AMCCOM/MICOM a listing, by UIC, of all units authorized to requisition ABL.

e. Installation units/ARNG state headquarters will—

(1) Submit requisitions to AMCCOM/MICOM for ABL stored in AMC facilities. (see requisitioning instructions in para *i* below and requisition format at table E-2.)

(2) Report discrepancies noted on the basic load requisition status list to AMCCOM/MICOM, as appropriate.

(3) Submit requisition cancellations (DIC AC_) to AMCCOM/MICOM when there is a change to a requisition currently on file. Submit a new requisition containing revised data along with the cancellation action, if required.

f. AMC will—

(1) Store ABL requirements which cannot be stored at unit home stations.

(2) Oversee AMCCOM/MICOM performance of the ABL mission.

g. AMCCOM/MICOM will—

(1) Receive ABL pre-positioned requisitions from authorized units.

(2) Validate the requisitioners from the list of authorized units provided by FORSCOM/NGB.

(3) Maintain ABL stocks in purpose code U.

(4) Retain ABL requisitions off-line.

(5) Execute the release of ABL requisitions upon receipt of call forward orders from the installation commander or upon direction of HQAMC.

(6) Generate DIC BE9 transactions per paragraph 12-9.

h. LOGSA will—

(1) Track ABL requisitions with project codes YUT, YUR, YSQ, YUU, or YRS upon execution of the LOGPLAN.

(2) Provide as-required reports.

i. Requisition preparation instructions.

(1) ABL pre-positioned requisitions will be prepared in the format at table E-2 using guidance instructions in this paragraph.

(2) The following special instructions apply:

(a) Insert DIC AOD in rp 1-3.

(b) Insert appropriate UIC in rp 45-50.

12-9. DIC BE9 procedures.

a. NICPs/SICCs will generate and transmit DIC BE9 (para E-99, table E-100) transactions for each activated requisition through DAAS to the requisitioner. The DIC BE9 will be generated and transmitted prior to generating and transmitting supply or shipment status.

b. DAAS will route the DIC BE9 to the requisitioner with an image of the DIC BE9 provided LOGSA to establish a LIF record.

c. The requisitioner will process DIC BE9 transactions to establish a due-in record for subsequent status and receipt processing.

Section III

Pre-positioned Requisitions for Mobilization Station/ Training Base Installation Requirements

12-10. General

Pre-positioning of time-phased supply requisitions at Army NICPs/SICCs by MOB stations/training base installations is to provide for advance distribution of materiel to—

a. Sustain maintenance support requirements.

b. Avoid depletion of mobilizing unit PLL/ASL assets.

c. Meet training base expansion requirements for Classes of Supply I, II, III (package), IV, V (ammunition for training base expansion), VIII, and IX.

12-11. Policy

a. MOB stations/training base installations will determine timephased requirements for Classes of Supply I, II, III (package), IV, V, VIII, and IX, and prepare appropriate pre-positioned requisitions (para E-2, table E-2).

b. Requisitions will be prepared annually on a scheduled basis(see para 12-13).

c. Requisitions will be released by NICPs/SICCs at the direction of HQDA upon MACOM request.

d. MOB station/training base installation requirements are considered “non-additive” for purposes of budgeting and funding and will not be procured unless specifically approved by HQDA.

12-12. Responsibilities

a. HQDA will, upon MACOM request, provide release instructions for pre-positioned requisitions at Army NICPs/SICCs.

b. MACOMs will—

(1) Establish requirements programs for use in the development of MOB station/training base requirements and requisition preparation.

(2) Establish requisition development timeframes for MOB station/training base installations in advance of meeting LOGSA, MIIC data call contained in table 12-1.

(3) Request release of pre-positioned requisitions maintained at Army NICPs/SICCs from HQDA.

c. MOB stations/training bases will—

(1) Determine requirements and prepare pre-positioned requisitions for Classes of Supply I, II, III (package), IV, V, VIII, and IX. (See para 12-13b for spare/repair parts requirements and requisition preparation.)

(2) Submit pre-positioned requisitions to LOGSA, MIIC for validation and routing to appropriate NICPs/SICCs (see table 12-1 for data call timeframes).

(3) Update pre-positioned requisition requirements, preparing new requisitions on an annual scheduled basis.

(4) Establish due-in records for pre-positioned requisitions upon their release by NICPs/SICCs (see para 12-9).

d. U.S. AMC Logistics Support Activity, ATTN: AMXLS-RCC, Redstone Arsenal, AL 35898-7466 may compute spare/repair parts requirements when requested by MACOMs (see para 12-13b).

e. LOGSA, MIIC will—

(1) Annually, transmit data call instructions for submission of MOB station/training base installation requisitions. (See table 12-1 for requisition submission schedule.)

(2) Validate accuracy of requisitions using the AMDF and prepositioned requisition format contained in paragraph E-2(table E-2).

(3) Route requisitions to the appropriate NICP/SICC.

f. Army NICPs/SICCS will—

(1) Maintain MOB station/training base installation pre-positioned requisitions.

(2) Perform quarterly requisition catalog validations.

(3) Release requisitions at the direction of HQDA.

12-13. Pre-positioned requisition requirements

a. *Class I, II, III (package), IV, V, VIII, IX.* Requirements will be computed by each MOB station or training base installation based on MACOM guidance.

b. Spare/repair parts requirements and the preparation of prepositioned requisitions for the requirements may be performed by LOGSA for each MOB station/training base installation at MACOM request. MACOM requests will be submitted to FORSCOM (Commander, US Forces Command, ATTN: FCJ4-SMS, Ft. McPherson, GA 30330-6000). FORSCOM will provide LOGSA with the below troop mobilization plan information at least five (5) months prior to the LOGSA annual submission timeframes (see table 12-1). This information will be used for requisition preparation and for forwarding the requisitions to the appropriate MOB station/training base installation for requisition consolidation and submission to LOGSA.

(1) UIC of units designated for mobilization/training at MOB station/training base installations.

(2) MOB station/training base installation.

(3) MOB date and MOB origin departure date. (LOGSA will use these dates to derive the time-phased MOB priority project code; i.e., M10, MI 1, etc.)

(4) DODAAC of MOB station/training base installation as the requisitioner, rp 3035.

(5) DODAAC of ship-to address, supplementary address, rp 45-50 if different than requisitioner DODAAC.

12-14. Pre-positioned requisition preparation and submission instructions

a. Requisitions will be prepared by MOB stations/training base installations, except as indicated in paragraphs 12-13b and b below, using the format instructions contained in paragraph E-2 (table E-2) on an annual basis.

b. Class VIII requisitions will be prepared using table 5-2, AR 40-61.

c. Requisitions will be consolidated by the MOB station/training base installation for submission to LOGSA, MIIC(see para 12-15). Submitting activities will indicate MACOM, DODAAC(s) and timephased project codes assigned to the requisitions on the letter of transmittal.

12-15. SIMA pre-positioned requisition processing

a. LOGSA, MIIC will transmit data call instructions to MACOMs for submission of requisitions. (See table 12-1 for annual submission timeframes.)

b. Requisitions will be validated using the AMDF and requisition format instructions in table E-2 in conjunction with MOB station/training base installation input response for:correctness of NSN, signal code, media and status code, SOS RIC, proper project codes, and DODAAC.

c. Requisitions will be corrected to the extent possible;(i.e., source of supply, unit of issue, constant entries required by the requisition format at table E-2, DODAAC, etc.).Requisitions which cannot be corrected (i.e., invalid NSN) will be returned to the submitting activity for correction with reason for rejection. Valid requisitions will be retained until corrected requisitions are submitted within prescribed timeframe.

d. Upon receipt and validation of corrected requisitions, requisitions will be routed via letter of transmittal to the appropriate source of supply. Requisitions which indicate a source of supply of DLA/ GSA or other Service will be routed to the appropriate SICC or SICA as appropriate (see AR 708-1 for SICC or SICA assignment). When a SICC or SICA assignment cannot be determined, requisitions will be forwarded to ATCOM (RIC A35).

12-16. Army NICP/SICC pre-positioned requisition maintenance and validation

Requisitions will be validated on a quarterly basis for accuracy of catalog data. Requisitions for items which migrate to a non-stock, terminal, or obsolete status without a replacement will be deleted from the file.

12-17. Army NICP/SICC release of pre-positioned requisitions

NICPs/SICCs will perform the following release actions for MOB station/training base pre-positioned requisitions—

a. Enter the current Julian date and applicable RDD (based on time-phased project code) in the requisitions.

b. Generate DIC BE9 transactions (para 12-9) for each requisition and transmit to DAAS for routing to the MOB station requisitioner.

12-18. MOB station/training base Installation establishment of pre-positioned requisition due-in

MOB stations will establish due-in records for pre-positioned requisitions per paragraph 12-9.

Table 12-1
Annual Submission Timeframes for MOB Station/Training Base Installation Pre-Positioned Requisitions

Submission date	Instructions
1 Apr	LOGSA, MIIC provide data call for submission of MOB station/training base installation pre-positioned requisitions to LOGSA, MIIC with suspense of 31 May.
31 May	Suspense for MOB station/training base installation pre-positioned requisitions to be submitted to LOGSA, MIIC.
15 Jun	LOGSA, MIIC to provide rejected pre-positioned requisitions to submitting MOB station/training base installation.
15 Jul	MOB station/training base installation to provide corrected pre-positioned requisitions to LOGSA, MIIC.
31 Jul	LOGSA, MIIC route pre-positioned requisitions to appropriate NICP/SICC.

Chapter 13 Supply and Transportation Evaluation

Section I General

13-1. Concept

The Military Supply and Transportation Evaluation (MILSTEP) procedure is designed to produce uniform defense wide logistics performance measurement reports. These reports are to be used as follows:

- a. Validate or revise the UMMIPS time standards.
- b. Evaluate performance against the UMMIPS time standards.
- c. Evaluate performance of each segment of transportation by point-to-point and carrier performance reports.
- d. Evaluate total pipeline performance.
- e. Determine supply system workload and materiel availability.
- f. Analyze the use of issue and movement priorities.
- g. Provide intransit data to support transportation planning.
- h. Provide a basis for traffic pattern analyses.

13-2. MILSTEP procedures

- a. These procedures apply to—
 - (1) Headquarters, AMC.
 - (2) The Army Central Processing Point (CPP).
 - (3) AMC storage and shipping installations.
 - (4) CONUS storage and shipping installations.
 - (5) Military Traffic Management Command (MTMC).
 - (6) CONUS receiving activities.
 - (7) Water and aerial ports of embarkation (POE and APOE).
 - (8) Oversea water and aerial ports of debarkation (POD and APOD).
- b. These MILSTEP procedures apply to all supply transactions on ICP managed stocks requisitioned according to this regulation. They also apply to materiel in the wholesale distribution system that is normally shipped from U.S. Government (except Coast Guard) to DOD and Coast Guard activities within CONUS and from CONUS activities to oversea aerial or water ports of debarkation (APOD or POD). Excluded are:
 - (1) Those commodities excluded by this regulation.
 - (2) On base local issues of retail stocks cited in paragraph 1-3 b(4).
 - (3) Temporary exclusions from the MILSTEP reports to be sent to OASD (Comptroller). This is explained in the instructions for the specific report. See section II.
 - (4) Shipments of retail stocks originating at installations, bases, posts, camps and stations.
- c. For MILSTEP reporting, shipments originating and terminating within CONUS (excludes Hawaii and Alaska) will be measured for total pipeline performance reporting. It will be from the requisition date to the date materiel is recorded on the requisitioners records. Export shipments moving through air or water ports of debarkation in the DTS will be measured from the date of the requisition to—
 - (1) The date materiel is discharged at the POD.
 - (2) The date materiel is lifted or shipped from the APOD.

- (3) The date materiel is recorded on the requisitioners records.

13-3. Source documents

a. The following source documents used in the MILSTEP procedures are made from the MILSTRIP, MILSTAMP, and MILSTRAP systems:

- (1) *MILSTRIP*. All demand documents received and related supply documents created by or for ICP (Inventory Manager/Weapon Systems Manager) or Requisition Processing Points; (e.g., MROs, MRCs).
- (2) *MILSTAMP*.
 - (a) Intransit Data (ID) consisting of TK1, TK2, TK3, TK4, and TK8 documents.
 - (b) Receipt and Lift Tape Records made up of ID images TK6 and TK7.
- (3) *MILSTRAP*. Materiel Receipt Acknowledgement Documents (MRADs).
 - b. The source documents from the above systems contain the data elements needed to prepare reports required by this chapter. These documents may be used in their original form, or source data may be recorded in locally designed transaction formats or tape records to aid internal data processing. However, data elements needed for MILSTEP reports must remain unchanged. The data document flow is at figure 13-1.

13-4. Intransit data collection system

- a. MILSTEP provides for the collection and distribution of intransit documents by a Central Data Collection Point (CDCP) for all DOD activities.
- b. The CDCP is located at Defense Depot, Tracy, CA 95376. It is subordinate to the Defense Automatic Addressing System (DAAS) Office.
- c. The intransit data documents may be sent to the DOD CDCP by mail, courier, or AUTODIN. When AUTODIN is used, transmission will be in accordance with AUTODIN procedures. The content indicator code "IKCZ" will be used in these transmissions to CDCP, Defense Depot, Tracy, CA. Under normal conditions, "ROUTINE" will be assigned to all electrical transmissions of intransit data documents to the DOD CDCP. Tape records that are to be exchanged between the DOD CDCP and the Army CPP must be written to conform to the specifications below. This also includes CONUS air clearance authority (ACA) and water terminal clearance authority (WTCA) or vice versa. Tape format will be determined as agreed among participating activities.

13-5. Responsibilities for MILSTEP

- a. Headquarters, AMC will do the following:
 - (1) Provide guidance to the Army CPP, ICPs, and depots in the analysis requirements and local use of MILSTEP reports.
 - (2) Send MILSTEP reports to DA, with proper analyses, for submission to: OASD (P&L), Pentagon, Room 3B724, Washington, DC 20310-0561.
 - (3) Based on reviews of supply and transportation performance, direct actions to improve effectiveness.
 - (4) Serve as the system focal point for DA. The Directorate for Supply, Maintenance, and Transportation (AMCSM-SOP) has primary responsibility.

(5) Name a primary and alternate representative to serve on the DOD Focal Point Committee.

(6) Establish and maintain an updated MILSTEP Training Program. Review curriculum annually to ensure that training is adequate.

(7) Send representation to system design and development efforts and on-site evaluations to MILSTEP as requested by the DOD MILSTEP coordinator.

(8) Provide the DOD MILSTEP System Administrator with the following:

(a) Semiannual report on the implementation status of approved changes.

(b) Annual blanket printing fund authorization and bulk distribution lists to cover all printed changes to DOD 40M.25-3-M.

(9) Maintain continuous liaison with the DOD MILSTEP coordinator.

(10) Evaluate suggested changes originating within DA. If suggested change is worthy of adoption, the focal point will submit an official change proposal to the DOD MILSTEP coordinator.

(11) Implement MILSTEP procedures and changes and furnish copy of implementing directive or instruction to the DOD MILSTEP administrator.

(12) Ensure that all DA operating activities comply with the MILSTEP.

b. AMC inventory control points will do the following:

(1) Develop controls and procedures to ensure that the data below are included in the Document Control File (DCF) and inventory master files. Data will be in accordance with and in addition to that prescribed by paragraph 4-43.

(a) Dates posted to the DCF file include the following:

1. Date the requisition is received by the ICP.
2. Date the materiel release order (MRO) is sent to the storage and shipping depot.
3. Date each follow-up transaction is received.
4. Date each cancellation transaction is received.
5. Date the demand is placed on back order.
6. Date the demand is placed on direct delivery.

(b) Stockage indicator to show whether the item for each was stocked or nonstocked.

(c) Financial inventory account codes to show supply source funding for each demand.

(d) Date available for shipment.

(e) Date shipped.

(f) Shipment hold code. See paragraph C-40 (table C-65).

(g) Reason for reject.

(2) Prepare and submit supply performance tapes and the selected workload index transactions to arrive at the CPP not later than the 28th day of the month being reported.

(3) Prepare supporting analysis for format 2 (fig 13-2) and send to the Commander, AMC, ATTN: AMCLG-SM, 5001 Eisenhower Avenue, Alexandria, VA 22333-0001.

(4) Analyze the MILSTEP reports to—

(a) Determine supply response to the customer demand.

(b) Identify the reason for less than satisfactory response.

(c) Explain deficiencies, adverse trends, or variation in data reported, as well as cite special conditions on problem areas having a bearing on data submitted, and

(d) Specify corrections taken or to be taken, when applicable, or recommended required action when it is beyond the scope of the reporting activity. The scope and validity of source data also will be included in this narrative submission.

c. AMC shipping activities will—

(1) Prepare an ID for all shipments.

(a) An ID will be prepared for each shipment moving via commercial transportation (between points in CONUS) or GBL. This includes shipments to POEs/APOEs for export and to logistical air (LOG AIR) system terminals.

(b) For shipments via QUICKTRANS, that portion covered by a GBL (i.e., shipping activity to initial QUICKTRANS terminal or

from the destination terminal to the receiving activity) will not be measured. IDs are computer processed by the DOD CDCP.

(c) One ID will be prepared for each shipment which will include the total weight in rp 72-76. An additional ID will be prepared for each DSS consignee which will contain zeros (00000) in the weight field, rp 72-76.

(2) Distribute IDs as follows:

(a) *IDs with weight in rp 72-76.* Send to the transportation officer of the receiving activity with the original GBL of the property received or memorandum copy of the GBL if the original is released to the carrier. This includes shipments to POE/APOEs.

(b) *IDs with zeros in the weight field.* IDs with zeros (00000) in the weight field (rp 72-76) will be forwarded to Central Receiving Point (CRP) personnel.

(c) *QUICKTRANS shipments.* Send to the transportation officer of the receiving activity.

(d) *Receiving activities.* Receiving activities (including POEs/APOEs) will do the following:

(3) Complete the ID by entering the three-position Julian day in rp 15-17 before AUTODIN transmission. For freight shipments it is the date the carrier offered the shipment for delivery. For parcel post it is the date the addressee received the package. If keypunch facilities are not available, print or rubber stamp the three-position Julian day and mail to the CDCP under protective cover (envelope or package mail). Do not mail as post card.

(4) Send completed IDs to the CDCP by AUTODIN unless facilities are not available. If not available, then send by mail using protective cover. CDCP mailing address is—

(a) CDCP AUTODIN Routing indicator—RUWTBPA Content indicator—IKCZ Precedence (Normal)—Routine

(b) CDCP mailing address DAASO, Western Division, ATTN: DOD MILSTEP CDCP, Defense Depot, Tracy, CA 95296-0940

d. The Military Traffic Management Command (MTMC) will do the following:

(1) Prepare receipt and lift tape record file on all export shipments manifested for onward movement by Military Sealift Command (MSC) (chap 10, MILSTAMP).

(2) Send receipt and lift tape records to arrive at the DOD CDCP by the 5th calendar day of the month after the report period.

e. The Army CPP will do the following:

(1) Collect and maintain the file of intransit data tape records from the DOD CDCP.

(2) Collect and maintain the Materiel Receipt Acknowledgement (MRA) tapes from the DAAS.

(3) Collect and maintain supply performance tapes furnished by ICPs.

(4) When required, maintain a list of CONUS shipping activities and the applicable (DODAAD) codes for those activities other than Army. Send this list to the CDCP for selection of the required ID tape records.

(5) Analyze the ID error report and the response rate (return of completed IDs) of CONUS consignees. Determine if there are major variations that will adversely affect the validity of MILSTEP data used for pipeline performance analysis.

(6) Maintain extracts of source documents for 6 months so that MILSTEP and special reports may be prepared.

(7) Develop internal procedures and computer programs to process documents to prepare MILSTEP reports. These procedures should provide controls for timely submission and editing to ensure that the source data are accurate.

(8) Prepare and distribute the MILSTEP reports or transactions below as directed by AMC.

(a) Pipeline Performance Analysis Report, formats 1A and 1B (figs 13-2 thru 13-4).

(b) Supply Availability and Workload Analysis Report (format 2) (fig 13-5).

(c) Response Rate Analysis Report (formats 3 and 3A) (figs 13-6 and 13-7).

(d) Point-to-Point Carrier Mode Analysis Report (format 4) (fig 13-8).

(9) Analyze reports prepared for the OASD (Comptroller) to determine if deficiencies exist or if substandard performance or trends should be explained. The analyses will be the basis for preparing narrative summaries.

(10) Ensure that respective transshipment points, consignors, and consignees originate and complete IDs.

13-6. Data quality control

a. The CPP will establish programs to analyze pipeline performance in the nonrespondent area. Major variations in pipeline performance must be determined. The performance or nonperformance of each CONUS consignee, that shows a response rate of 75 percent or less in submitting completed IDs, will be analyzed by CPP. Any major variations which may influence the validity of the total pipeline performance must be found.

b. The CPP will develop internal procedures to compute the response rate of all consignees in accordance with MILSTEP formats 3 and 3A and the criteria in paragraph 13-15. For low response rates on export shipments, MTMC will be informed on water movements.

c. The CPP will advise those Army consignees that are consistently below the response rate of 75 percent in returning completed IDs with request for future compliance. For those delinquent consignees controlled by another Service or agency, inform their service or agency CPP. Proper action must be taken.

13-7. Frequency of reports preparation

a. Prepare reports to show supply and transportation as of the report period shown in the Schedule of Reports (table 13-1). Send the transactions for the reports listed below to the DOD CDCP by the due dates in table 13-1. Send to the DOD CDCP via AUTODIN using Routing Indicator RUWTBPL, Content Indicator IHFH, and ROUTINE precedence. During MINIMIZE, mail the transactions.

(1) Pipeline Performance Analysis Reports, formats 1A and 1B.

(2) Supply Availability and Workload Analysis Report, format 2.

b. Send one copy of the above reports to—MILSTEP Central Data Collection Point Defense Depot, Tracy, CA 95376.

c. Prepare narrative summaries for report formats 1 and 2. The due dates are listed in table 13-1. Send to OASD(P&L) SS, Pentagon, Room 3B724, WASH, DC 20310-0561.

d. The narrative summaries should explain deficiencies, poor performance or trends, plans to improve performance, and other facts, or appropriate recommendations. The scope and validity of source data (such as exclusion of parcel post shipments, comments, and actions taken to improve ID response rate) will also be included in this summary.

e. Prepare the Response Rate Analysis Report, formats 3 and 3A, monthly.

Section II Documentation and Reporting Instructions Military Supply and Transportation Evaluation Procedures (MILSTEP)

13-8. Required reports

a. Prepare the reports and transactions below to show supply and transportation for each report period.

(1) Pipeline Performance Analysis Report, formats 1A and 1B and related transactions.

(2) Supply Availability and Workload Analysis Report, format 2 and related transactions.

(3) Response Rate Analysis Report, formats 3 and 3A.

(4) Intransit Time Analysis Report, format 4.

b. Prepare narrative summaries for formats 1 and 2 to explain deficiencies, substandard performance or trends, plans to improve performance, and any other facts or appropriate recommendations. Also include the scope and validity of source data in this summary.

c. Record all times and dates in source documents for reporting as prescribed herein for each time segment in the pipeline performance report.

d. Date recordings based on projections or internal processing controls, such as “ready-by-dates” or due date for shipments, will not be used in MILSTEP reporting.

e. The reports in this section have been assigned Reports Control Symbol RCS DD-P&L(Q) 782.

13-9. Schedule of MILSTEP report and submission

See table 13-1.

13-10. Pipeline performance analysis reports, formats 1A and 1B

a. This report measures, in terms of time, the performance of various segments of the supply and transportation pipeline against UMMIPS time standards (chap 2). See table 13-2 for format 1A and tables 13-3, 13-4, 13-5, and 13-6 for format 1B.

(1) Format 1A applies to the requisition submission and supply processing portion of the pipeline. Format 1B applies to the transportation processing portion of the pipeline as well as the total pipeline.

(2) The CONUS portion of format 1B shows transportation hold and CONUS intransit for shipments terminating in CONUS and Canada. Also, a supplemental report will be furnished to show high priority shipments successfully challenged by the shipper.

(3) The overseas portion of format 1B shows transportation hold, CONUS intransit, and port handling, shipment, and delivery time to the various areas of the world (e.g., Alaska, Hawaii, South America, Caribbean or North Atlantic; Northern Europe, Mediterranean, or Africa; and Western Pacific).

(4) Both formats 1A and 1B show the total line items processed and average number of days for processing (arithmetic mean) within each priority group.

(5) Format 1B is based on completed actions or line items delivered. A completed action or line item delivered results from a shipment (as evidenced by MRC document) of a partial or complete quantity of materiel comprising shipment units that have been received by the requisitioner. This is determined by receipted ID, including receipt and lift tape records and by receipt of MRAs. MRAs show the materiel has been recorded on requisitioner inventory records. For an interim period for export shipments, UMMIPS time segment Receipt Take-Up Requisitioner Time will extend from the POD date until date posted to requisitioner records. (POD date could be date materiel is delivered to the POD or offered, lifted, or shipped from the APOD.) Later, source documents will provide the date materiel is delivered to the overseas requisitioner. In format III (parcel post and small package carrier), use the date the materiel is recorded on requisitioner inventory records to measure the total pipeline. Intransit Plus Receipt Take-Up by Requisitioner will extend from the date shipped in the MRC to date posted in the MRA.

b. The data base for format 1A consists of DCF records on all documents showing stocked items shipped during the reporting period. The format 1B report consists of IDs received during the reporting period. Also included are the corresponding supply documents from the DCF and MRA records received from the DAAS. Excluded from the report are—

(1) Those commodities excluded from MILSTRIP.

(2) On-base local issues.

(3) Vendor shipments from commercial supplies directly to the customer.

(4) Shipments showing required delivery dates (RDD) and required availability dates (RAD) that extend beyond the standard delivery date (SDD).

c. Also excluded from format 1B are FMS shipments to Freight forwarders. FMS shipments moving through the DTS will not be excluded. Grant aid shipments are not excluded.

d. To eliminate extreme values, exclude documents which exceed 365 days from the date of the requisition to the date shipped for format 1A and to the date received for format 1B.

e. Prepare formats 1A and 1B reports quarterly for the total distribution system. Reports will contain 3 months data (i.e., Jan-Mar, Apr-Jun, Jul-Sep, and Oct-Dec).

f. Prepare a transaction in accordance with tables 13-2, 13-3, 13-4, 13-5, and 13-6 for formats 1A and 1B.

g. The columnar entries for formats 1A and 1B are accumulative within each column. They cannot be related between columns because of the varying elapsed time that exists for the percent of line items processed. (For example: requisitions that have long submission times and those having short submission times may be processed by the ICP within the same day.)

h. Formats 1A and 1B reports for submission to the DOD CDCP will be combined. They will contain 3 months data (i.e., Jan-Mar, Apr-Jun, Jul-Sep, Oct-Dec).

i. Entries opposite the line captioned "over" represent 100 percent of the number of lines processed within each priority group (PG).

j. The "arithmetic mean" line in formats 1A and 1B is abbreviated and the "M/Day" which is just below the "lines" entry.

(1) The arithmetic mean will show the average days in whole numbers and tenths for processing each time segment in the report.

(2) The formula (shown below) for computing the arithmetic mean for each PG is as follows:

(a) The number of lines processed within a given number of days multiplied by the corresponding number of days.

(b) The products of the various multiplication's within the PG are totaled and the sum divided by the number of lines in the "lines" entry on the report.

(c) The formula is applied to each time segment or column of the report (e.g., requisition submission, passing action, ICP availability determination).

(d) Formula:

$$\text{Arithmetic mean} = \frac{\sum_{i=0}^n ni(r_1)}{n}$$

Figure 8-1. Format of a Quarterly Intransit to DRMO Report

13-11. Format 1A-Requisition submission and ICP and depot processing time by percent of lines shipped

a. The report (fig 13-2) shows the cumulative number of lines that moved within the number of days in column B for each PG for each pipeline segment. Columns C, G, H, I, J, and K will be underlined opposite the elapsed number of days (col B). They will show the cumulative percent of the total number of lines delivered within the UMMIPS time standard. Figure 13-2 shows that 83.7 percent of all PG 1 lines were processed through the requisition submission segment (col Q within 1 day (col B)).

b. Separate reports of format 1A will be prepared quarterly for CONUS and oversea shipment for the total distribution system. A separate SEAVAN report, mode of shipment code V, will be prepared for PD 09-15 oversea shipments. A transaction will also be prepared for each line entry in accordance with table 13-2.

13-12. Format 1B (CONUS)-Transportation and total pipeline time by percent of line items delivered

a. The report (fig 13-3) shows for each segment the cumulative percent of lines delivered that moved within the elapsed days (col B) for each PG.

b. Columns E, F, and H will be underscored opposite the number of elapsed days. They will show the accumulative percent of the total of "lines" delivered within the UMMIPS time standard.

c. Separate reports will be prepared quarterly for freight (surface and air), parcel post shipments (surface and air) and small package carriers ending or delivered in the continental United States and Canada. Figure 13-3 (CONUS) shows that 70.3 percent of the lines processed in PG 1 met the UMMIPS time standards in chapter 2.

d. Prepare a transaction of format 1B (tables 13-3 and 13-4).

e. Also, a supplemental report will be prepared for high priority shipments when the shipper has successfully challenged transportation mode (table 13-4). Only TP1 and TP2 shipments challenged by the shipper and authorized by the consignee to move under UMMIPS TP 3 time standards will be shown in this report. These shipments will be identified through use of MILSTRIP type of hold code D. Data in this report will be excluded from other format 1B reports. The reports will list PG 1 and 2 separately. UMMIPS time "Transportation Hold and CONUS Intransit" and "Total Pipeline" will be measured under PG 3 standards. In figure 13-3 "Total Pipeline time" for PG 1 shipments successfully challenge is 18 days.

13-13. Format 1B(overseas)-Transportation and total pipeline time by percent of line items delivered

a. This report (fig 13-4) shows transportation data by geographical area on shipments terminating or delivered overseas and the total pipeline time. It shows for each segment the cumulative percent of the total lines delivered that moved within the elapsed days (col B) for each PG. Separate reports for format 1B (overseas) will be prepared quarterly for surface and air shipments for the total distribution system. The surface report for PD 09-15 will be prepared separately for SEAVAN shipments (mode of shipment code V).

b. Prepare transactions and send to the DOD CDCP according to transaction layout in table 13-7 and instructions in figure 13-4.

c. Columns E, F, G, H, K, M, and O will be underscored opposite the elapsed days that show the accumulative percent of the number of "lines" delivered within the UMMIPS time standards (chap 2). Column F, figure 13-4, shows that 57.6 percent of the lines processed in PG 1 met the oversea shipment/delivery time standards for area 1.

13-14. Supply availability and workload analysis report-format 2

a. This report (fig 13-5) measures workload and materiel availability by fine items. The report will be prepared quarterly from MILSTRIP data at requisition processing points within their supply distribution systems. See tables 13-7, 13-8, and 13-9.

b. The data base for the report will include all demand documents received and supply documents prepared under MILSTRIP by or for the ICP (inventory or weapons manager). (This includes stocked and nonstocked items.) Exclude from the report—

(1) Those commodities excluded from MILSTRIP.

(2) On base local issues of retail stocks.

c. A separate format 2 (table 13-7) will be prepared on WIMM items for the total distribution system for each service supported. Transactions are not required for the WIMM breakout.

d. The report (fig 13-5) will show stock funded (expense) items and nonstock funded (investment) items as follows:

(1) *Stocked items report.* This report will separately show, for the above, data for items centrally managed, procured, and distributed under the control of an ICP. Items covered by this report are: acquisition advice codes (AAC) A, B, C, D, E, G, K, M, N, Q, R, S, V, and Z or stockage status code S (DOD 4100.39-M).

Note. Note: If an issue is made under AAC V from stock, it will be included in the format 2 stocked items report. If stock is not available and the requisitioner cites MILSTRIP advice code 2B, and the item is procured for direct vendor delivery, include in format 2 nonstocked items report.

(2) *Nonstocked items report.* This report will separately show, for the above, data for items centrally managed and procured but not stocked in the system controlled by an ICP. Activity for part-numbered items will also be included in the report. Acquisition advice codes F, H, J, L, O, P, T, W, X, and Y or stockage status code N apply to this report.

e. In addition to d above, MILSTEP format 2 data will be developed by major budget segment and furnished as required. The format breakouts will be as indicated in d above, and further shown by the major budget segments listed as table 13-9. Report preparation will be called for by OASD (P&L).

f. Each line entry listed below should be computed before submission to ensure that the report is accurate. The sum of priority

groups one through three should always equal the total number column for lines 1-7, 9-11, and 14.

g. Prepare transaction and send to the DOD CDCP in accordance with the transaction layout (table 13-8) and instructions in figure 13-5 for each line entry shown.

13-15. Response rate analysis reports, formats 3 and 3A

a. Reports show the responsiveness and timeliness of selected CONUS consignees returning ID. They also surface problem areas that affect the format 1B data base. Reports show problem areas by installation and responsible command. This reduces the Central Processing Point (CPP) analysis and evaluation.

b. Monthly reports are produced in the format at figure 13-6. A 3-month data base of code 9 and TK4/TK9 records are accumulated and retained. Reports have a separate breakout by command and related installation or activity (i.e., AMC, FORSCOM, TRADOC, National Guard, and Other Army and Service or agency). For the surface and air breakout, use the consignee activity address code in tape positions 7 through 12 of the code 9 message. For Service or agency breakout, use the designator codes below in tape position 7 of the code 9 message.

- (1) Air Force =D, E, F, J.
- (2) Navy =P, N, Q, R, V.
- (3) Marine Corps =K, L, M.
- (4) DLA =S, T, U.

c. Format columns and entries (fig 13-6) are explained as follows:

(1) Selected installations and activities and the related responsible command is in the extreme left column. They represent major activities and customers receiving about 90 percent of the total Army sponsored shipments. Entries in columns A and B will be accumulated by listed installation.

(2) Headings "Surface" and "Air" are identified as follows:

(a) Surface =Mode codes A, B, C, D, E, G, I, J, K, L, M, S, W, 5, 6, or 7, tape position 123.

(b) Air =Mode codes H, N, O, Q, R, T, or U in tape position 123.

(c) Column A, shipment count of TCNs; extracted from the code 9 message. Only one TCN will be retained for shipment count purposes. Duplicate TCNs will be disregarded.

(d) Column B, "ID returned," is the total count of IDs (TK4 and TK9 records) returned by the identified selected installation or activity.

(e) Column C, "Usable IDs returned," is those IDs that pass the CPP validity requirements. The usable figure includes matched records only (TCN match between the code 9 supply tape record and the ID tape records). These are the records that constitute the format 1B (CONUS) data base.

(f) Column D, "Response Rate PCT," shows the total response rate percent. To get the percentage, divide the number of IDs returned, column B, by the shipment count, column A.

(g) Column E, "usable," is the usable response rate percent. To get the percentage, divide the usable count, column C, by the shipment count, column A.

(h) Entered opposite AMC total is the total count of percent for AMC installations and activities. The same general logic applies for all command breakouts.

d. Formats 3 and 3A, Response Rate Analysis Report (fig 13-7) are prepared as follows:

(1) Format 3-DLA Internal Service/agency Report:

(a) *Service/agency*. Enter the applicable consignee Service/agency (i.e., Army, Navy, Air Force, Marine Corps).

(b) *Shipment counts*. Enter the count of shipments made during the shipment month by consignee service. (Different GBL numbers and TCN are assigned to MILSTRIP documents.)

(c) *Intransit data documents*. Enter the number of IDs/tape records received during report period for shipments identified in the report under the month received.

(d) *Response rate*. Enter the response rates that apply to each month shown in the report. Also compute a response rate for the

sum of the total number IDs/tape records reported under each month. To determine the percentage, divide the number of IDs/tape records received separately by each month and for the total number of IDs/tape records received by the number of shipments reported.

(2) Format 3A-DOD Summary for U.S. Army Report:

(a) *Service agency*. Enter the applicable consignee Service/agency (i.e., Army, Navy, Air Force, Marine Corps).

(b) *Shipment count*. Enter the total number of shipments made during the shipment month by the consignee service. Different GBL numbers and TCN are assigned to MILSTRIP documents.

(c) *Intransit data document returned*. Enter, by consignee service, the total number and the usable number of IDs/tape records returned during the report period for the number of shipments shown in shipment count.

(d) *Cumulative and response rate*. Enter, by consignee service, the response rate (percent of the IDs and tape records returned (total and usable). To determine percentages, divide separately Intransit Data Documents Returned (Total and Usable) by Shipment Count.

13-16. Format 4-Point to point carrier/mode analysis report

a. The installation transportation officer uses the report at figure 13-8 to evaluate carrier performance and future mode, to select carrier in shipment planning, and to analyze traffic management. Separate reports will be produced for general commodities and other than general commodities. The latter report will include materiel such as Class A and B explosives and hazardous, dangerous, or magnetic items that are not compatible for transportation.

b. The data base for the reports will consist of IDs/tape records as prescribed by chapter 10, MILSTAMP.

c. The report format (fig 13-8) shows-

- (1) The total number of shipments.
- (2) Performance NORM by mode of transportation.
- (3) Carrier 80th PCTL (percentile).
- (4) Total weight by mode/carrier.
- (5) Mode average shipment weight to a CONUS consignee.

d. The number of shipments reported for each line entry is the number of intransit data records. It represents all shipments moving from a shipper to a specific consignee by a particular carrier under a selected mode of transportation. Columns contain the information below:

- (1) *Column A*. The DOD activity address code of the consignee.
- (2) *Column B*. The mode of transportation used by the consignee depot transportation officer.

(3) *Column C*. The 80 percentile intransit norm in days for each mode of transportation. The performance norm is based on the total intransit days of all participating carriers by specific modes of transportation for each ship to address, Column A. To compute the 80 percentile, follow the examples below: *EXAMPLE*: Five shipments to a given destination required 2, 3, 5, 6, and 9 days intransit time. Eighty percent of shipments is 4; therefore, 2, 3, 4, and 6 days are the four shipments requiring the least number of days intransit. The highest number of days within the 80 percent is 6 days. Thus, 6 days is the 80 percentile day.

(4) *Column D*. The carrier assigned by the consignee transportation officer.

(5) *Column E*. The carrier 80th PCTL by mode of transportation. The number of days by which 80 percent of the shipments arrived at destination within the number of days shown.

(6) *Column F*. The number of shipments by individual carrier for each mode of transportation.

(7) *Column G*. The total weight of shipments moved by individual carriers for each mode of transportation.

(8) *Column H*. The average shipment weight for each mode of transportation.

(9) *Column I*. The total weight of all participating carriers via a specific mode of transportation.

13-17. WIMM Item report

a. Report (Format 2) provides supply performance data shown at figure 13-5 that applies to WIMM items. These items are identified

by MILSTRIP service assignment code in document number of the requisitioning service.

b. This report provides data on WIMM items by the service integrated manager to all military services being supported for this item.

c. Reports are sent to a single point in each Service for further issuance within the Service. The U.S. Army Materiel Command, ATTN: AMCLG-SM, 5001 Eisenhower Avenue, Alexandria, VA 22333-0001, is the Army's focal point.

13-18. MAC analysis report

a. SECTION I of the report at figure 13-9 measures each handling and transportation time segment and the overall elapsed time for overseas shipments while under the control of MAC. Section II of the report will provide detailed information for shipment units exceeding 10 days in the handling and transportation segment. Section II is not illustrated.

b. The data base for the report consists of receipt and lift records.

They have been updated by the CDCP with intransit data records (TK6) generated by the overseas APODs.

c. Entries are accumulative within each column and cannot be related between columns for the specified number of elapsed days, (col B). The elapsed time in each individual time segment of the report varies.

d. Report is sent to HQDA(DALO-TSM-S), WASH DC 20310-0562.

13-19. MILSTEPID error report

a. The CDCP prepares the report at figure 13-10 monthly for each Service and agency. The CPP uses it to monitor and analyze the accuracy of IDs prepared by shipping depots. Report includes summary error counts and a sample ID for each error condition.

b. A general explanation of report content and error code structure is an integral part of the report. Further explanation is not required.

Table 13-1
Schedule of Reports (Prepared by CPPs)

Report name	Freq ¹	Data Content	Cut-off end of	Due date after cut-off (days)	Recipient
Pipeline Performance Analysis Report, Formats 1A and 1B					
Reports	Q	3 mo	Mar, Jun, Sep, Dec	35	DOD CDCP
Transactions	Q	3 mo	Mar, Jun, Sep, Dec	30	DOD CDCP
Narrative Summaries	Q	3 mo	Mar, Jun, Sep, Dec	60	OASD (MRA&L)/DOD MIL-SO-S.
Supply Availability and Workload Analysis Report, Format 2					
Reports	Q	3 mo	Mar, Jun, Sep, Dec	30	DOD CDCP
Transactions ²	Q	3 mo	Mar, Jun, Sep, Dec	25	DOD CDCP
Narrative Summaries	Q	3 mo	Mar, Jun, Sep, Dec	60	OASD (MRA&L)/DOD MIL-SO-S.
Response Rate Analysis Report Format 3, Internal Service/Agency Report	M	3 mo	Month	17	Internal S/A Distribution
Format 3A, DOD Summary Report	M	3 mo	Month	25	DOD MILSTEP System Adm/ All S/A MILSTEP Focal Points
Carrier Performance Analysis Report, Format 4	AR	3	3	3	Internal S/A Distribution
Weapons Integrated Materiel Manager Items Pipeline Performance Analysis Report, Formats 1A and 1B					
Reports	Q	3 mo	Mar, Jun, Sep, Dec	45	Respective S/A MILSTEP Focal Point
Narrative Analysis	AR	3 mo	Mar, Jun, Sep, Dec	60	Respective S/A MILSTEP Focal Points
Supply Availability and Workload Analysis Report, Format 2					Respective S/A MILSTEP Focal Points
Reports	Q	3 mo	Mar, Jun, Sep, Dec	30	
Narrative Analysis	AR	3 mo	Mar, Jun, Sep, Dec	60	
APOD Response Rate Analysis Report	M	3 mo	Each month	10	DOD MILSTEP Sys Adm Selected S/A Activities Affected APODs
MAC Analysis Report	M	1 mo	Each month	10	DOD MILSTEP Sys Adm Selected S/A Activities Affected APODs
Intransit Data Transaction (IDC) Error Report	M	1 mo	Each month	10	DOD MILSTEP Sys Adm CPPs Affected AF/Army Activities
MAC/MTMC IDC Error Report	M	1 mo	Each month	10	DOD MILSTEP Sys Adm MAC/MTMC

Table 13-1
Schedule of Reports (Prepared by CPPs)—Continued

Report name	Freq ¹	Data Content	Cut-off end of	Due date after cut-off (days)	Recipient
Activity Error Analysis Report	M	1 mo	Each month	10	DOD MILSTEP Sys Adm CPPs Affected AF/Army Activities
Intransit Data Tape Records <i>DOD MILSTEP LEDGER REPORTS</i>	M	1 mo	Each month	10	CPPs
Pipeline Performance Analysis Report, Formats 1A and 1B	Q	3 mo	Mar, Jun, Sep, Dec	60	OASD S/A DOD MILSTEP Sys Adm
Supply Availability and Workload Analysis Report, Format 2	Q	3 mo	Mar, Jun, Sep, Dec	60	OASD S/A DOD MILSTEP Sys Adm
<i>DOD MILSTEP HIGHLIGHT REPORTS</i> MILSTEP Format 1 A, Pipeline Performance Analysis, Requisition Submission and ICP Depot Processing Time	Q	3 mo	Mar, Jun, Sep, Dec	60	OASD S/A DOD MILSTEP Sys Adm
MILSTEP Format 1B, Total Pipeline Performance Analysis	Q	3 mo	Mar, Jun, Sep, Dec	60	OASD S/A DOD MILSTEP Sys Adm
Supply Availability and Workload Analysis Report—Stocked Items	Q	3 mo	Mar, Jun, Sep, Dec	60	OASD S/A DOD MILSTEP Sys Adm
Supply Availability and Workload Analysis Report—Demands Requiring Manual Processing—Stocked Items	Q	3 mo	Mar, Jun, Sep, Dec	60	OASD S/A DOD MILSTEP Sys Adm
Supply Availability and Workload Analysis Report—Demands Requiring Manual Processing—Nonstocked Items	Q	3 mo	Mar, Jun, Sep, Dec	60	OASD S/A DOD MILSTEP Sys Adm

Notes:

¹ M—Monthly, Q—Quarterly, AR—As Required.

² Send transactions to the CDCP via AUTODIN. Use routing identifier RUWTBPL, content indicator IHFF, and routine precedence. During minimize, mail transactions.

³ Service or agency optional.

Table 13-2
Pipeline Performance Analysis, Format 1A

1. *Preparation.* Prepare a transaction for each line entry of the report. Prepare quarterly (separately for CONUS and overseas) and include the data below:

Transaction Columns	Elements of Data
1-3	Document Identifier
(1)	Code "S" for identifying MILSTEP.
(2-3)	Code 1A—Format 1A report. Code 1B—Format 1B report.
4-7	Date of the Report.
(4-5)	Year—last two digits of year (fiscal).
(6-7)	Such as quarter—first quarter, second quarter (i.e., 01, 02 thru 04).
8	Service or agency code—use MILSTRIP Service Assignment Code.
9	Type of Report: Code 1—CONUS Code 2—Overseas
10	Priority Group (PG) 1-3
	PG Code
	Priority Designators
	1 01-03
	2 04-08
	3 09-15
11	Method of Shipment (applies to format 1B only). Code 1—Surface (freight) Code 2—Air (freight) Code 3—Parcel post shipments (optional) (air modes of shipment H & 7). Code 4—Surface (freight—SEAVAN). Code 5—Parcel post (surface—modes of shipment G & 6). Code 6—Small package carrier (modes of shipment J & 5).
12-16	Elapsed number of days. See note 1. In addition to the above line entries, prepare a transaction for each PG in the report for the "over," "lines," and "M/Day" entries. For explanation of these entries, see note 2.
17-23	Percent of the number of line items shipped for the Requisition Submission Time Segment. See note 2 for entry of items and average days.
24-30	Percent of the number of line items shipped for the Passing Action Time Segment. See note 2 for entry of line items and average days.

**Table 13-2
Pipeline Performance Analysis, Format 1A—Continued**

1. *Preparation.* Prepare a transaction for each line entry of the report. Prepare quarterly (separately for CONUS and overseas) and include the data below:

Transaction Columns	Elements of Data
31-37	Percent of the number of line items shipped as Immediate Issue in the ICP Availability Determination Time Segment. See note 2 for entry of line items and average days.
38-44	Percent of the number of line items shipped as Delayed Issues for the ICP Availability Determination Time Segment. See note 2 for entry of line items and average days.
45-51	Percent of the number of items shipped on the combined issues (immediate plus delayed) for the ICP Availability Determination Time Segment. See note 2 for entry of line items and average days.
52-58	Percent of the number of items shipped for the Depot/Storage Site Time Segment. See note 2 for entry of line items and average days.
59-65	Percent of the number of items shipped for Immediate Issues in the ICP Availability Determination Segment plus the Depot/Storage Site Time Segment. See note 2 for entry of line items and average days.
66-72	Percent of the number of items shipped for Delayed Issues in the ICP Availability Determination Segment plus the Depot/Storage Site Time Segment. See note 2 for entry of line items and average days.
73-79	Percent of the number of items shipped for all Issues in the ICP Availability Determination Segment plus Depot/Storage Site Time Segment. See note 2 for entry of line items and average days.
80	Blank.

2. *Distribution.* Send these transactions in accordance with table 13-1 to the DOD CDCP.

Notes:

¹ *Elapsed Days.* Show elapsed number of days (i.e., 0 days through 99 days as shown in column B of the report formats). Right justify all numerics. Insert a dash in the hundreds position, when applicable.

² a. *Over.* This line entry identifies the over or total (100%) of the line item shipped as it applies to the time segment. Each time segment of the report will show 100% when the accumulative percent (100) has not been reached within the boundaries (elapsed days). The 'over' line entry will be left blank in the time segment when the accumulative percent of 100% is attained within the prescribed boundaries. Once the accumulative percent (100%) is reached, line entries (elapsed days) is not required.

^B *Lines.* This entry identifies the total number of line items shipped as it applies to each time segment of the report. Right justify all numerics. Leave remaining positions blank.

^C *M/Day.* This entry identifies the arithmetic mean line in the report. It will show average days and tenths of days as they apply to each time segment of the report. Right justify all numerics. Insert the decimal point in the tens position, when required.

^D *Percent.* Insert the decimal point in the tens position. If percent is zero, leave the field blank.

**Table 13-3
Format 1B—CONUS Pipeline Performance Analysis**

1. *Preparation.* Prepare a transaction for each line entry of the report. Prepare transactions quarterly and include the data below:

Transaction Columns	Elements of Data
1-16	Same as for format 1A (table 13-2). See note.
17-22	Percent of the number of line items delivered that were held in the Transportation Hold. See note for entry of line items and average days.
23-28	Percent of the number of line items delivered that were in transit. See note for entry of line items and average days.
29-34	Percent of the number of line items delivered for the Transportation Hold and CONUS Intransit Time Segment. See note for entry of line items and average days.
35-40	Percent of the number of line items delivered for the Receipt Take-Up by Requisitioner segment. See note for entry of line items and average days.
41-46	Percent of the number of line items delivered as immediate issues for the total pipeline time. See note for entry of line items and average days.
47-52	Percent of the number of line items delivered and for all issues for the total pipeline time. See note for entry of line items and average days.
53-80	Blank.

2. *Distribution.* Send these transactions according to table 13-1.

Notes:

^A *Over.* This line entry identifies the over or total (100%) of the line items shipped as it applies to the time segment. Each time segment of the report will show 100% when the accumulative percent (100) has not been reached within the boundaries (elapsed days) cited. Leave the 'over' line entry blank in the applicable time segment when the accumulative percent of 100% is attained within the prescribed boundaries. Once the accumulative (100%) is reached, do not include in other line entries (elapsed days).

^B *Lines.* This entry identifies the total number of line items shipped as it applies to each time segment of the report. Right justify all numerics. Leave remaining positions blank.

^C *M/Day.* This entry identifies the arithmetic mean line in the report. It will show average days and tenths of days as it applies to each time segment of the report. Right justify all numerics. Insert the decimal point in the tens position, when required.

^D *Percent.* Insert the decimal point in the tens position. If percent is zero, leave the field blank.

Table 13-4
Pipeline Performance Analysis, Format 1B-CONUS Hold Code D HI-PRI Diverted Shipments Supplemental

Prepare a transaction for each line entry of the report. Prepare the transactions quarterly and include the data below:

Transaction Columns	Elements of Data
1-8	Same as for <i>format 1A</i> .
9	Type of Report.
10	Code 3-CONUS Hold Code D Hi-Pri Diverted Shipments Supplemental Priority Group (PG) 1 or 2.
	PG Code
	Priority Designators
	1 01-03
	2 04-08
11	Method of Shipment-Code 1 for surface(freight-other than SEAVAN).
12-16	Elapsed number of days. In addition to the above line entries, prepare a transaction for each PG in the report for the "over," "lines," and "M/Day" entries.
17-80	Same as for format 1B-CONUS.

Table 13-5
Format 1B-Narrative Reports for High Priority Shipments Successfully Challenged By Shipper

1. *Preparation.* Only TPs 1 and 2 shipments challenged by the shipper and authorized by the consignee to move under UMMIPS TP 3 time standards will be shown in this report. List PGs 1 and 2 separately on this report.

2. *Column entries*

Reports Columns	Elements of Data
A	Entries are the same as for column A, <i>format 1A</i> .
B	Entries are the same as for column B, <i>format 1A</i> .
C	Shows the percent of the total lines that moved through this segment within the number of days (col B). The time is computed by subtracting the date material is available to the transportation officer from the date shipped.
D	Shows the percent of the total lines that moved through this segment within the elapsed days (col B).
E	Shows the percent of the total lines that moved through this segment within the number of days (col B). This is the sum of columns C and D. The time is computed by subtracting the date material is available to the transportation officer from the date received by the consignee.
F	Shows the percent of the total lines that were processed through this segment within the elapsed days (col B). The Materiel Receipt Acknowledgment Transaction (MRAT) developed under MILSTRAP will provide the data for this measurement. The time is computed by subtracting the date material is received at destination from the date it is recorded on the requisitioners records.
G	Shows the percent of the total immediate issues that were processed through the total pipeline within the number of days(col B). Total pipeline time is computed by subtracting the date of the requisition from the date received by the consignee.
H	Shows the percent of the lines that were processed through the total pipeline within the number of elapsed days (col B). Total pipeline time is computed the same as shown for column G.

Table 13-6
Pipeline Performance Report, Format 1B(Overseas)

1. *Preparation.* Prepare a transaction for each line entry of the report. Prepare the transactions quarterly and include the data below:

Transaction Columns	Elements of Data
1-16	Same as for <i>format 1A</i> . See table 13-2.
17-21	Percent of the number of line items delivered that were held in Transportation Hold. See note for entry of line items and average days.
22-26	Percent of the number of line items delivered that were intransit. See note for entry of line items and average days.
27-31	Percent of the number of line items delivered for the Transportation Hold and CONUS In-transit Time Segment. See note for entry of line items and average days.
32-36	Percent of the number of line items delivered to area 1 of the Oversea Shipment/Delivery Time Segment. See note for entry of line items and average days.
37-41	Percent of the number of line items delivered to area 2 for the Oversea Shipment/Delivery Time Segment. See note for entry of line items and average days.
42-46	Percent of the number of line items delivered to area 3 for the Oversea Shipment/Delivery Time Segment. See note for entry of line items and average days.
47-50	Percent of the number of line items delivered for the Receipt Take-Up by Requisitioner segment. See note for entry of line items and average days.
51-55	Percent of the number of line items delivered as Immediate Issues to area 1 for the total pipeline time. See note for entry of line item and average days.
56-60	Percent of number of line items delivered on all issues to area 1 for the total pipeline time. See note for entry of line items and average days.

Table 13-6
Pipeline Performance Report, Format 1B(Overseas)—Continued

1. *Preparation.* Prepare a transaction for each line entry of the report. Prepare the transactions quarterly and include the data below:

Transaction Columns	Elements of Data
61-65	Percent of the number of line items delivered as Immediate Issues to area 2 for the Total Pipeline Time. See note for entry of line items and average days.
66-70	Percent of the number of line items delivered on all Issues to area 2 for the Total Pipeline Time. See note for entry of line items and average days.
71-75	Percent of the number of line items delivered as Immediate Issues to area 3 for the Total Pipeline Time. See note for entry of line items and average days.
76-80	Percent of the number of line items delivered on all issues to area 3 for the Total Pipeline Time. See note for entry of line items and average days.

2. *Distribution.* Send these transactions in accordance with table 13-1.

Notes:

^A *Over.* This line entry shows the over or total (100%) of the line item shipped as it applies to the time segment. Each time segment of the report will show 100% when the accumulative percent (100) has not been reached within the boundaries (elapsed days) cited. Leave the 'over' line entry blank in the applicable time segment when the accumulative percent of 100 percent is attained within the prescribed boundaries. Once the accumulative percent (100 percent) is reached, do not include in line entries (elapsed days).

^B *Lines.* This entry shows the total number of line items shipped as it applies to each time segment of the report. Right justify all numerics. Leave remaining positions blank.

^C *M/Day.* This entry shows the arithmetic mean line in the report. It will show average days and tenths of days as it applies to each time segment of the report. Right justify all numerics. Insert the decimal point in the tens position, when required.

^D *Percent.* Insert the decimal point in the tens position. If percent is zero, leave the field blank.

Table 13-7

Format 2--Narrative Supply Availability and Workload Analysis Reports for WIMM Items

1. *Preparation.* Prepare the report on WIMM items for the total distribution system for each service supported.

2. *Report entries.*

Line	Title of Line	Elements of Data
1	Materiel Obligations Es- tablished.	When requisitioned materiel is not immediately available (or a portion), record it as a materiel obligation for future issue. This commits a supply source to furnish materiel in the future, regardless of source (i.e., stock or procurement). Materiel obligations include back orders for issue against future stock replenishment (MILSTRIP status codes BB and BC). It also includes direct deliveries from vendors to a requesting activity or designated consignee (MILSTRIP status codes BP and BZ). Materiel obligations established will not be reduced by the number of those released for this entry. Exclude from the statistical Stocked Items Report stocked items designated to a requisitioner by a Service or Agency before requisitioning, to be delivered by vendor because of economy (trucklot or carlot shipments). This does not apply to direct vendor delivery shipments because of shortages of stocked materiel. Report the orders on those items identified to the requisitioner before requisitioning by PGs in the narrative summary of the Stocked Items Report. Count extended RADs or RDDs as materiel obligations if, at the time the MRO is due or released, the materiel is not immediately available.
1a	Back Orders Against Stock Replenishment.	Enter the number of back orders established against stock replenishment to the distribution system. Normally, demands received and transactions created are counted as a line item. However, when partial quantities are created because of a supply action on a demand document, count only the back order for these as a line entry. This entry does not apply to the Nonstocked Items Report
1b	Direct Vendor Deliveries.	Enter the number of requisition lines established for direct vendor deliveries. When a partial quantity is created because of supply action on a demand document, count only the document created for direct vendor delivery as a line entry.
1c	Total	Add the sum of lines 1a plus 1b to equal 1c.
2	Direct Vendor Deliveries Outstanding.	Enter in the age group the number of direct vendor deliveries. Include deliveries for partial quantities that are outstanding as of the end of the report period because of nonavailability of materiel. Aging of these documents will begin with the date received at the supply source. A direct vendor delivery will end when evidence of delivery is received from the vendor (e.g., notice of shipments from vendor, DD Form 250). The sum of the percentage and the amounts of lines 2a through 2d must equal total of line 2e.
3	Materiel Obligations Out- standing.	These entries are the sum of the amounts of line 2 and the amounts for back orders against stock replenishment although they are not entered separately on the report. The aging criteria on the back orders are the same as in line 2. The sum of percentages and amounts on lines 3a through 3d must equal the total of line 3e. This line does not apply to the Nonstocked Items Report.
4	Total Number of Demands Received.	Enter the total number of all demands received. Demands include requisitions identified by MILSTRIP DIC in the AO... series, requisition modifiers (AM ... series), and applicable follow-up actions (AT... series). They will be counted when there is no record of the original requisition. Also include in the count all passing orders (A3 ... series) and referral orders (A4 ... series) received during the report period.
5	Deductions from Demands Received.	Line elements defined below.
5a	Passing Actions Created.	Enter the number of passing actions created. Include passing actions created in the MILSTRIP DICs in the A3 ... and A4... series. Exclude those for other than demand received this report period. For percent column of the total number field, divide the number of passing actions on this line by the total number of demands received in line 4.
5b	Demand Rejects to Cus- tomer.	Enter the number of rejected demand documents. The entries on this line can be identified by MILSTRIP status codes (C... and D ... series) returned to the customer. For the percent column of the total number field, divide the number of demand rejects on this line by the total number of demands received in line 4.
5c	Extended RADs/RDDs Not Due for Issue.	Enter the number of extended RAD/RDD demands received that were not due for issue within the same report period. For percent column of the total number field, divide the number of extended RADs or RDDs on this line by the total number of demands received in line 4. Add total entries on this line to the proper entries in line 14.
5d	Rejects for Manual Processing.	Enter the number of demands rejected during any type of manual processing that have not been re-entered by the end of the report period. For the percent column of the total number field, divide the number of demands rejected on this line by the total number of demands received in line 4.
5e	Total	Enter the total number of deductions from the demands received. The sum of the percent and total amounts in lines 5a through 5d must equal the amounts on line 5e.
6	Additions to Demands Re- ceived.	Line elements defined below.
6a	Extended RADs/RDDs Due for Issue.	Enter the number of extended RAD or RDDs deducted reports (line 5c) that have been reentered for further processing to meet the requisitioners date for the materiel. Deduct the entries on this line which were previously recorded in line 14 from those in line 14.
6b	Reentries After Manual Processing.	Enter the number of demands deducted for manual processing in reports (line 5d) that have been reentered for further processing.
6c	Total	Enter the total number of additions to the demands received. The sum of the amounts in lines 6a and b must equal that in line 6c.
7	Net Demands	Add line 6c to line 4 and subtract line 5e.

Table 13-7
Format 2—Narrative Supply Availability and Workload Analysis Reports for WIMM Items—Continued

1. *Preparation.* Prepare the report on WIMM items for the total distribution system for each service supported.
2. *Report entries.*

Line	Title of Line	Elements of Data
8	Percent Stock Availability.	For demands processed, divide the amount on line 1c by that on line 7 and subtract the quotient from 100 percent. For example, if 25 back orders on requisition lines for direct delivery are established out of 100 demands processed, the inventory manager is out of stock 25 percent. Subtracting 25 percent from 100 percent, the availability is 75 percent. This entry does not apply to the Nonstocked Items Report.
9	Follow-up Documents Received.	Enter the number of follow-ups received from requisitioners, supplementary addresses, and control elements. They are shown in MILSTRIP DD Form 1348, rp 54, MILSTRIP DICs in the AF... series, AT. . . series if not counted in line 8 and AK ...series.
10	Cancellation Documents Received.	Enter the number of cancellation documents received from requisitioners, supplementary addresses, and control elements, rp 54. MILSTRIP DIC in the AC ... series and AK ... series will be counted only when—(a) There is no record of the original cancellation, and(b) The document is processed as if it were the original cancellation.
11	Demands Received Requiring Manual Processing.	Enter the number of demands received that required manual processing. For the percent column of the total number field, divide the number of demands on the line by those on line 4. This processing includes all manual interventions at any point during ICP or stock control points requisition processing time (ICP availability determination) as defined in UMMIPS. This entry applies in all demands received via AUTODIN, mail, teletype, telephone, or other means that required manual intervention for any reason until supply has been completed (i.e., creation of MRO or Materiel Obligation Established (line 1)). For lines 11a through f, to determine the percent column of the total number field, divide the number of demands received or rejected for each line by line 4.
11a	Demands Received by Other than AUTODIN.	Enter the number of demands received that required transposition, recoding, or keypunching before input into the computer for processing. Include demands received that contain exception data entered by the requisitioner.
11b	Demands Received for Part Numbered Requisition.	Enter the number of demands received for the part numbered requisitions (exclude NSN) that required manual intervention.
11c	Demands Rejected for Correction Re-entered.	Enter the number of demands that were rejected for review because of customer errors and re-entered. Base customer errors on the validation data prescribed in chapter 4. Exclude demands such as those rejected for review by management to control assets or insufficient assets since they are included in line 11d.
11d	Demands Rejected for Management Control.	Enter the number of demands received that were rejected for review by management (such as critical items, high dollar value, or items with insufficient assets available to meet the requisition).
11e	Demands Rejected for Exceeding the Maximum Release Quantity (MRQ).	Enter the number of demands received that were rejected for review by management because the amount requested exceeds the MRQ.
11f	Demands Rejected for Other Reasons.	Enter the number of demands received that were rejected for review for reasons other than those above. If the number of demands selected, or the percent column shows more than 10 percent of the total number requiring manual processing in line 11, a separate count should be maintained for the major reason.
12	Stock Numbers on Materiel Obligations Outstanding	Enter the number of different stock numbers (NSN) shown in line 3e. This line does not apply to the Nonstocked Items Report.
13	Stock Numbers in Zero Balance on Materiel Obligation Outstanding.	Enter the number of different stock numbers (NSN) shown in line 12 with zero balances in the accountable records. This will be done regardless of condition code or reserved status (such as special plans or projects, high priority issues) of the item as of the end of the report period. This does not apply to the Nonstocked Items Report.
14	Extended RADs/ RDDs not due for issue.	Enter the number of extended RAD and RDD demands on hand that have been suspended awaiting the ICP date for release to meet the requisitioners date for the materiel. Add line 5c and deduct line 6a to the proper total columns.

Table 13-8
Supply Availability and Workload Analysis, Format 2

1. *Preparation.* Prepare a transaction for each line entry of the OSD report. Include the data below:

Transaction Columns	Elements of Data
1-2	Report Number for ADP use only. Code 04—Stock Funded (Expense) Items Report(Stocked Items). Code 05—Stock Funded (Expense) Items Report(Nonstocked Items) Code 06—Nonstock Funded (Investment) Items Report (Stocked Items). Code 07—Nonstock Funded (Investment) Items Report (Nonstocked Items).
3-4	Internal activity code for each Service or Agency Inventory Control Point and Distribution System listed in appendix G1, DoD 4000.23-M. (Leave blank when rp 14 is coded.)
5-8	Month and year of report cutoff period.
(5-6)	Month, coded 01 -12.
(7-8)	Year, last two digits of year.
9-13	Line number from the report.

Table 13-8
Supply Availability and Workload Analysis, Format 2—Continued

1. *Preparation.* Prepare a transaction for each line entry of the OSD report. Include the data below:

Transaction Columns	Elements of Data
(9-11)	Numeric, right justified.
(12-13)	Alpha, left justified.
14	Leave blank except when submitting report data by major budget segment (ref para 13-14e). When submitting by major budget segment, enter code from table 13-11.
15	For Service or agency code, use MILSTRIP service assignment code.
16-25	Total percent including decimal point for all priority groups.
26-36	Total quantity for all priority groups.
37-47	Quantity for priority group 1.
48-58	Quantity for priority group 2.
59-69	Quantity for priority group 3.
70-80	Blank

2. *Distribution.* Send these transactions to DOD CDCP as shown in table 13-1.

Table 13-9
Major Budget Segment Codes*

1. *Stock Fund Service or Agency*

	Segment	Code (RP14)
Army	Missile Materiel	A
	Troop Support Materiel	B
	Armament, Special Weapons, and Chemical Materiel	C
	Tank Automotive Materiel	D
	Communication & Electronics Materiel	E
	Aviation Materiel	H
Navy	Ships, Ordnance, Electronic, and Base Repair Parts	A
	Ships, Ordnance, Electronic, and Base Repair Parts(Depot Level Repairable)	B
	Publications and Forms	C
	Aeronautical Consumables	D
Air Force	Aeronautical Materiel (2R)/Major Aeronautical Systems and Equipment (8R)	E
	Systems Support Division	A
Marine Corps	Ordnance-Tank Automotive	A
	Engineer Supplies and Construction Materiel	B
	Communications-Electronics	C
DLA	General Materiel	D
	Construction	A
	Electronics	B
	General	C
	Industrial	D
	Medical	E
	Subsistence	F
	Clothing & Textiles	G

2. *Nonstock Fund*

Army	Aircraft	M
	Missiles	N
	Weapons and Track Combat Vehicles	
	Activity 1-Track Combat Vehicles	P
	Activity 2-Other Weapons	Q
	Ammunition	R
	Other Procurement	
	Activity 1-Tactical Vehicles	S
	Activity 2-Communications and Electronics	T
	Activity 3-Other Procurement	U
Navy	Other Procurement, Navy (OPN)	M
	4R: Catapult/Arresting Gear Repairables	N
	6A/6H/6X: FBM Spares and Repair Parts	P
	2P/4P/6P/8X/8P: FBM Submarine Components/Repair Parts	Q
	8H: SSBN Unique Repair Parts	R
	Weapons Procurement, Navy (WPN)	S
	6K: Photographic End Items	T
	4E (WPN-2): Expendable Ordnance Repair Parts	U
	NAVSEA Interim (WPN02): Standard Missile Replenishment Spares, Indian Head and Pomona	V
	Aircraft Procurement, Navy (APN)	W
Air Force	8N Training Equipment	X
	Aircraft	M
	Missiles	N
	Munitions & Associated Equipment	P

Table 13-9
Major Budget Segment Codes*—Continued

1. *Stock Fund Service or Agency*

	Segment	Code (RP14)
Marine Corps	Electronics & Telecommunications Vehicular Equipment	Q
	Other Base Maintenance and Support Equipment	R
	Ordnance—Tank Automotive	A
	Engineer Supplies and Construction Materiel	B
	Communications—Electronics	C
	General Materiel	D

Legend for Table 13-9:

*Codes will be used to identify major budget segments in Supply Availability and Workload Analysis reporting, Format 2. Formatting by major budget segment will be done only when requested by the ASD(A&L).

**MILSTRIP/MILSTAMP/MILSTRAP DATA FLOW
FOR CONUS ORIGINATED SHIPMENTS**

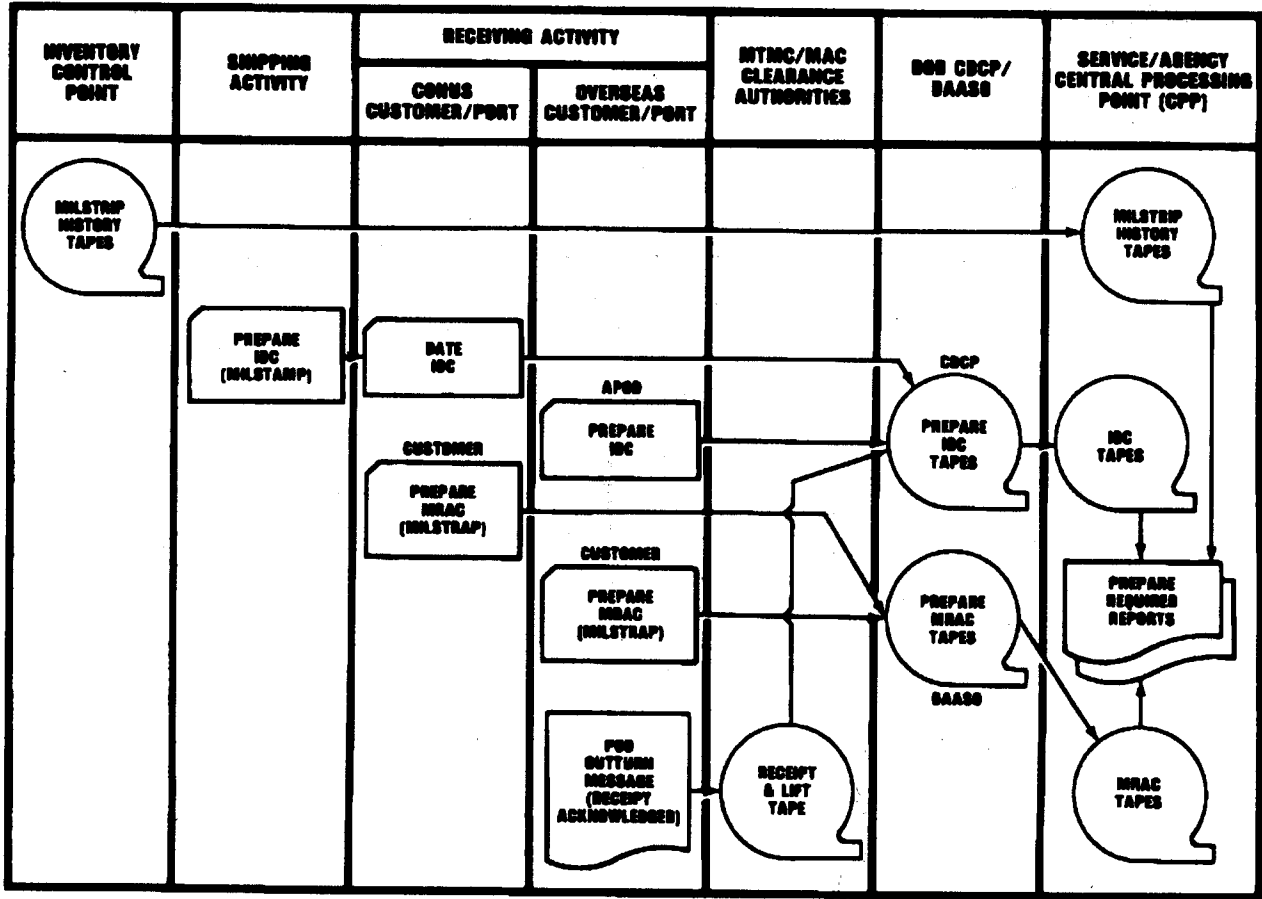


Figure 13-1. MILSTRIP/MILSTAMP/MILSTRAP data flow for CONUS originated shipments

FORMAT - 1A
 PIPELINE PERFORMANCE ANALYSIS
 REQUISITION SUBMISSION AND ICP AND DEPOT
 PROCESSING TIME BY PERCENT OF LINES SHIPPED

CONUS
OVERSEAS

SERVICE/AGENCY ARMY

QUARTER ENDING MONTH

P G	ELAPSED DAYS	REQN. SUBM.	PASSING ACTION	ICP AVAILABILITY DETERMINATION			DEPOT/ STORAGE SITE PROCESS	ICP AVAILABILITY PLUS DEPOT PROCESSING		
				IMMED. ISSUES	DELAYED ISSUES	ALL ISSUES		IMMED. ISSUES	DELAYED ISSUES	ALL ISSUES
A	B	C	D	E	F	G	H	I	J	K
1	0	2.4		83.8	2.9	68.0	16.7	15.9	.2	12.9
	1	19.6		88.9	5.2	72.7	78.2	67.7	2.1	54.9
	2	34.9		91.2	7.3	74.9	91.0	81.0	4.2	66.0
	3	47.0		93.1	9.0	76.7	93.8	85.6	6.2	70.1
	4	56.4		94.6	11.1	78.3	95.6	88.7	7.7	72.9
	5	65.1		95.5	13.5	79.5	96.4	91.0	9.8	75.2
	6	72.1		96.2	15.7	80.6	96.8	92.5	12.3	76.9
	7	77.5		96.7	17.9	81.4	97.1	93.5	14.5	78.2
	8	81.6		97.2	19.5	82.1	97.3	94.2	16.5	79.1
	9	84.2		97.5	21.2	82.7	97.4	94.7	18.2	79.8
	10	86.0		97.8	22.6	83.2	97.5	95.1	19.7	80.4
	11-15	92.1		98.6	29.9	85.2	98.5	97.0	27.4	83.5
	16-20	94.7		99.0	35.6	86.7	98.8	97.7	33.6	85.2
	OVER LINES M/DAY	100.0 76705 6.3		100.0 61792 1.1	100.0 14913 46.5	100.0 76705 9.9	100.0 76705 2.0	100.0 61792 3.0	100.0 14913 48.0	100.0 76705 11.8

Figure 13-2. Format 1A, Pipeline Performance Analysis (RCS DD-P&L (Q) 782)

FORMAT - 1A
 PIPELINE PERFORMANCE ANALYSIS
 REQUISITION SUBMISSION AND ICP AND DEPOT
 PROCESSING TIME BY PERCENT OF LINES SHIPPED

CONUS
OVERSEAS

SERVICE/AGENCY ARMY

QUARTER ENDING MONTH _____

P G	ELAPSED DAYS	REQN. SUBM.	PASSING ACTION	ICP AVAILABILITY DETERMINATION			DEPOT/ STORAGE SITE PROCESS	ICP AVAILABILITY PLUS DEPOT PROCESSING		
				IMMED. ISSUES	DELAYED ISSUES	ALL ISSUES		IMMED. ISSUES	DELAYED ISSUES	ALL ISSUES
				%	%	%		%	%	%
A	B	C	D	E	F	G	H	I	J	K
2	0	1.5		86.6	2.0	73.0	10.7	10.0	.1	8.4
	1	12.5		90.9	3.9	76.9	49.7	44.6	.7	37.5
	2	22.9		92.8	5.4	78.8	81.9	73.7	2.2	62.2
	3	32.4		94.2	7.0	80.2	91.7	84.5	3.7	71.5
	4	40.7		95.5	8.9	81.6	94.7	88.5	5.2	75.1
	5	48.0		96.2	10.9	82.5	96.1	91.2	7.0	77.7
	6	54.7		96.8	12.7	83.3	97.0	93.0	8.9	79.5
	7	61.5		97.2	14.8	84.0	97.4	94.1	10.8	80.7
	8	67.9		97.7	16.5	84.7	97.6	94.9	12.5	81.7
	9	72.1		98.0	18.0	85.1	97.8	95.4	14.2	82.3
	10	75.0		98.1	19.1	85.4	97.9	95.8	15.8	83.0
	11	77.5		98.3	20.4	85.8	98.1	96.2	17.2	83.5
	12	79.7		98.4	21.8	86.1	98.3	96.6	18.5	84.0
	13	82.3		98.5	23.2	86.4	98.5	96.9	19.8	84.5
	14	84.9		98.7	24.8	86.8	98.7	97.3	21.4	85.1
	15	86.8		98.7	26.3	87.1	98.9	97.5	22.9	85.5
16-20	91.6		99.0	31.3	88.1	99.2	98.2	28.5	87.0	
21-25	94.4		99.2	36.2	89.0	99.3	98.5	33.9	88.1	
26-30	96.1		99.3	40.9	89.9	99.4	98.6	38.5	89.0	
OVER	100.0		100.0	100.0	100.0	100.0	100.0	100.0	100.0	100.0
LINES	84866		71231	13635	84866	85866	71231	13635	84866	84866
M/DAY	8.9		1.0	51.5	9.1	2.2	3.1	53.3	11.2	

Figure 13-2. Format 1A, Pipeline Performance Analysis (RCS DD-P&L (Q) 782)-Continued

FORMAT - 1A
 PIPELINE PERFORMANCE ANALYSIS
 REQUISITION SUBMISSION AND ICP AND DEPOT
 PROCESSING TIME BY PERCENT OF LINES SHIPPED

CONUS
 OVERSEAS

SERVICE/AGENCY ARMY

QUARTER ENDING MONTH _____

P G	ELAPSED DAYS	REQN. SUBM.	PASSING ACTION	ICP AVAILABILITY DETERMINATION			DEPOT/ STORAGE SITE PROCESS	ICP AVAILABILITY PLUS DEPOT PROCESSING		
				IMMED. ISSUES	DELAYED ISSUES	ALL ISSUES		IMMED. ISSUES	DELAYED ISSUES	ALL ISSUES
				%	%	%		%	%	%
A	B	C	D	E	F	G	H	I	J	K
3	0	2.0		92.7	2.0	80.2	1.8	1.9	.0	1.6
	1	16.9		95.0	3.3	82.4	12.4	12.2	.2	10.6
	2	29.1		96.2	4.9	83.6	25.4	24.4	.4	21.1
	3	39.9		97.0	6.5	84.5	37.7	36.0	.8	31.2
	4	47.9		97.6	7.9	85.3	54.3	51.7	1.4	44.8
	5	55.5		98.0	9.6	85.9	65.6	62.7	2.3	54.4
	6	62.1		98.3	11.3	86.3	75.9	73.0	3.6	63.5
	7	68.0		98.6	12.9	86.8	84.8	82.1	5.1	71.5
	8	73.0		98.8	14.3	87.1	92.8	90.2	6.9	78.7
	9	76.5		98.9	15.5	87.4	95.0	92.6	8.3	81.1
	10	79.2		99.0	17.0	87.7	95.8	93.8	9.5	82.3
	11	81.1		99.1	18.3	88.0	96.4	94.8	10.9	83.2
	12	83.0		99.1	19.5	88.2	96.9	95.5	12.2	84.1
	13	84.9		99.2	20.8	88.4	97.3	96.1	13.9	84.8
	14	86.8		99.2	22.4	88.7	97.9	96.8	15.4	85.6
	15	88.4		99.3	23.6	88.9	98.3	97.3	16.9	86.2
	16	89.5	UMMIPS	99.3	24.6	89.0	98.5	97.6	18.1	86.6
	17	90.4	TIME	99.3	25.6	89.2	98.7	97.8	19.2	87.0
	18	91.1		99.4	26.4	89.3	98.8	98.0	20.5	87.3
	19	91.7	STDS	99.4	27.4	89.5	99.0	98.1	21.6	87.6
	20	92.4		99.4	28.4	89.6	99.0	98.3	22.8	87.9
21-25	94.6		99.5	33.2	90.4	99.2	98.6	28.0	88.9	
26-30	96.0		99.6	38.0	91.1	99.3	98.7	33.2	89.7	
31-35	96.7		99.6	41.9	91.7	99.4	98.9	37.7	90.5	
36-40	97.1		99.6	45.1	92.1	99.5	99.1	41.3	91.1	
OVER	100.0		100.0	100.0	100.0	100.0	100.0	100.0	100.0	
LINES	283583		244956	38987	283583	283583	244596	38987	283583	
M/DAY	8.1		.5	53.3	7.8	5.0	5.5	57.0	12.6	

Figure 13-2. Format 1A, Pipeline Performance Analysis (RCS DD-P&L (Q) 782)-Continued

FORMAT 1B - CONUS
PIPELINE PERFORMANCE ANALYSIS
TRANSPORTATION AND TOTAL PIPELINE TIME
BY PERCENT OF LINE ITEMS DELIVERED

Surface

Air

SERVICE/AGENCY _____

QUARTER MONTH ENDING _____

PG	ELAPSED DAYS	TRANSPORTATION SEGMENT			RECEIPT TAKE UP BY REQR.	TOTAL PIPELINE TIME		
		DEPOT TRANS. HOLD	INTRANSIT	HOLD PLUS INTRANSIT		IMMEDIATE ISSUES	ALL ISSUES	
		%	%	%		%	%	
A	B	C	D	E	F	G	H	
1	0	75.6	3.7	2.6	73.9	0.1	0.1	
	1	99.2	21.9	20.7	92.2	3.6	2.4	
	2	99.7	50.6	49.5	97.97	19.6	13.5	
	3	99.9	71.4	70.3	100.0'	41.8	29.1	
	4	100.0	84.0	82.9		61.0	43.2	
	5			89.5		75.8	54.6	
	6			94.2		85.0	62.6	
	7			96.4		90.5	68.6	
	8			97.2		92.3	69.8	
	↓							
	20			100.0	98.7	UMMIPS	97.4	79.4
	21-40 OVER LINES M/DAY		9905 0.3	9905 3.1	9905 3.3	TIME STANDARDS 9905 0.6	100.0 6900 4.8	100.0 9905 8.2
	2	0	68.5	1.4	0.9	63.9		
1		97.3	10.0	9.0	88.3	0.1	0.1	
2		98.9	32.6	29.7	91.07	1.6	1.1	
↓								
6		100.0	96.6	92.8	100.0	87.4	65.3	
7				97.5		90.6	68.8	
↓								
12				99.6	96.6		94.3	73.8
↓								
20				100.0	100.0		98.6	83.8
21-25					UMMIPS	100.0	87.4	
↓								
46-50 OVER LINES M/DAY		10430 0.4	10430 3.3	10430 3.6	TIME STANDARDS 10430 0.8	7125 5.2	90.6 100.0 10430 10.1	

Figure 13-3. Format 1B, Pipeline Performance Analysis—CONUS (RCS DD-P&L (Q) 782)

FORMAT 1B - CONUS
 PIPELINE PERFORMANCE ANALYSIS
 TRANSPORTATION AND TOTAL PIPELINE TIME
 BY PERCENT OF LINE ITEMS DELIVERED

Surface

Air

SERVICE/AGENCY _____

QUARTER MONTH ENDING _____

PG	ELAPSED DAYS	TRANSPORTATION SEGMENT			RECEIPT TAKE UP BY REQR.	TOTAL PIPELINE TIME		
		DEPOT TRANS. HOLD	INTRANSIT	HOLD PLUS INTRANSIT		IMMEDIATE ISSUES	ALL ISSUES	
		%	%	%		%	%	
A	B	C	D	E	F	G	H	
3	0	16.3	2.7	1.5	17.2			
	1	62.5	7.3	6.1	49.3			
	2	80.1	16.0	14.8	54.9			
	3	90.2	21.3	20.1	79.3	1.4	0.2	
	↓							
	12	100.0	74.5	73.3	100.0	23.5	19.8	
	13		79.1	78.0		29.3	24.7	
	14		83.5	82.3		35.3	30.0	
	15		86.1	84.9		41.3	34.9	
	↓							
	27			98.9	97.7		86.1	82.6
	28			100.0	98.6		87.9	82.6
	29				100.0		89.7	82.6
	↓							
	31						93.2	84.1
	↓							
	35					UMMIPS	95.4	86.4
36-40					TIME	96.6	88.4	
41-45					STANDARDS	97.1	89.9	
46-50						97.5	91.8	
51-60						100.0	94.4	
↓								
81-90							97.7	
91-99							100.0	
OVER LINES		8393	8393	8393	8393	5653	8393	
M/DAY								

NOTE: PG 1, the elapsed number of days 7-29 will be reported separately for each day, i.e., 7, 8, 9, etc. PG 2, the elapsed number of days 2-20 will be reported separately for each day. The remainder of PG 2 (21-50) will be reported in increments of 5, i.e., 21-25, 26-30, etc. PG 3, the elapsed number of days 3-35 will be reported separately for each day. The elapsed number of days 51-99 will be reported in increments of 10, i.e., 51-60, 61-70, etc.

Figure 13-3. Format 1B, Pipeline Performance Analysis-CONUS (RCS DD-P&L (Q)782)-Continued

FORMAT 1B - CONUS
 TRANSPORTATION AND TOTAL PIPELINE TIME
 BY PERCENT OF LINE ITEMS DELIVERED
 HOLD CODE D HI-PRI DIVERTED SHIPMENTS SUPPLEMENTAL

Surface

SERVICE/AGENCY _____

QUARTER MONTH ENDING _____

PG	ELAPSED DAYS	TRANSPORTATION SEGMENT			RECEIPT TAKE UP BY REQR.	TOTAL PIPELINE TIME	
		DEPOT TRANS. HOLD	INTRANSIT	HOLD PLUS INTRANSIT		IMMEDIATE ISSUES	ALL ISSUES
		%	%	%		%	%
A	B	C	D	E	F	G	H
1	0	16.3	2.7	1.5	17.2		
	1	62.5	7.3	6.1	49.3		
	2	80.1	16.0	14.8	54.97		
	3	90.2	21.3	20.1	79.31	1.4	0.2
	↓						
	13	100.0	83.5	82.3	100.0	35.3	30.0
	↓						
	18			91.2	90.3	46.3	40.1
	↓						
	28			100.0	98.6	87.9	82.6
	29				100.0	89.7	82.6
	↓						
	35					95.4	86.4
	36-40					96.6	88.4
	41-45					97.1	89.9
46-50					97.5	91.8	
51-60					100.0	94.4	
↓							
81-90						97.7	
91-99						100.0	
OVER LINES		8393	8393	8393	8393	5653	8393

NOTE: Report CONUS shipments delayed or diverted and are identified by MILSTRIP Hold Code D. The elapsed number of days 3-35 will be reported separately for each day. The elapsed number of days 51-90 will be reported in increments of 10, i.e., 51-60, 61-70, etc.

Figure 13-3. Format 1B, Pipeline Performance Analysis-CONUS (RCS DD-P&L (Q)782)-Continued

FORMAT 1B - CONUS
 PIPELINE PERFORMANCE ANALYSIS
 TRANSPORTATION AND TOTAL PIPELINE TIME
 BY PERCENT OF LINE ITEMS DELIVERED

Parcel Post (Surface)
 Parcel Post (Air)
 Small Package Shipments

SERVICE/AGENCY		QUARTER MONTH ENDING			
PG	ELAPSED DAYS	DEPOT TRANS. HOLD	INTRANSIT PLUS RECEIPT TAKE UP BY REQR.	TOTAL PIPELINE TIME	
				IMMEDIATE ISSUES	ALL ISSUES
		%	%	%	%
A	B	C	D	E	F
1	0	75.6	2.6	0.1	0.1
	1	99.2	20.7	3.6	2.4
	2	99.7	49.5	19.6	13.5
	3	99.9	70.3	41.8	29.1
	4	100.0	82.9	61.0	43.2
	5		89.5	75.8	54.6
	6		93.1	85.0	62.6
	7		94.1	90.5	68.6
	8		96.1	92.3	69.8
	↓				
	20	UMMIPS	98.7	97.4	79.4
	21-40	TIME	100.0	100.0	87.9
	OVER	STANDARD			100.0
LINES	9905	9905	6900	9905	
M/DAY	0.3	3.3	4.8	8.2	
2	0	68.5	0.9	0.1	0.1
	1	97.3	9.0	1.6	1.1
	2	98.9	29.7		
	↓				
	6	100.0	92.8	87.4	65.3
	7		93.7	90.6	68.8
	↓				
	12		96.6	94.3	73.8
	↓				
	20	UMMIPS	100.0	98.6	83.8
	21-25	TIME		100.0	87.4
	↓	STANDARD			
	46-50				90.6
OVER		10430	7125	10430	
LINES		10430	5.2	10430	
M/DAY	0.4	3.6		10.1	

Figure 13-3. Format 1B, Pipeline Performance Analysis-CONUS (RCS DD-P&L (Q)782)-Continued

FORMAT 1B - CONUS
 PIPELINE PERFORMANCE ANALYSIS
 TRANSPORTATION AND TOTAL PIPELINE TIME
 BY PERCENT OF LINE ITEMS DELIVERED

Parcel Post (Surface)
 Parcel Post (Air)
 Small Package Shipments

SERVICE/AGENCY		QUARTER MONTH ENDING				
PG	ELAPSED DAYS	DEPOT TRANS. HOLD	INTRANSIT PLUS RECEIPT TAKE UP BY REQR.	TOTAL PIPELINE TIME		
				IMMEDIATE ISSUES	ALL ISSUES	
		%	%	%	%	
A	B	C	D	E	F	
3	0	16.3	1.5			
	1	62.5	6.1			
	2	80.1	14.8			
	3	90.2	20.1	1.4	0.2	
	↓					
	12	100.0	73.3	23.5	19.8	
	13		78.0	29.3	24.7	
	14		82.3	35.3	30.0	
	15		84.9	41.3	34.9	
	↓					
	27			97.7	86.1	82.6
	28			98.6	87.9	82.6
	29			100.0	89.7	82.6
	↓					
	31				93.2	84.1
	↓					
	35			UMMIPS	95.4	86.4
	36-40			TIME-	96.6	88.4
	41-45			STANDARD	97.1	89.9
	46-50				97.5	91.8
51-60				100.0	94.4	
↓						
81-90					97.7	
91-99					100.0	
OVER LINES M/DAY		8393	8393	5653	8393	

NOTE: PG 1, the elapsed number of days 7-20 will be reported separately for each day i.e., 7, 8, 9. etc. PG 2, the elapsed number of days 2-20 will be reported separately for each day. The remainder of PG 2 (21-50) will be reported in increments of 5, i.e., 21-25, 26-30, etc. PG 3, the elapsed number of days 3-35 will be reported separately for each day. The elapsed number of days 51-99 will be reported in increments of 10, i.e., 51-60, 61-70, etc.

Figure 13-3. Format 1B, Pipeline Performance Analysis-CONUS (RCS DD-P&L (Q)782)-Continued

FORMAT 1B - OVERSEAS
PIPELINE PERFORMANCE ANALYSIS
TRANSPORTATION AND TOTAL PIPELINE TIME
BY PERCENT OF LINE ITEMS DELIVERED

Surface
Air

SERVICE/AGENCY _____

QUARTER ENDING MONTH _____

PG	ELAP- SED DAYS	CONUS TRANSPORTATION SEGMENT			OVERSEAS SHIPMENT/DELIVERY			* RECEIPT TAKE UP BY REQNR.	TOTAL PIPELINE					
		DEPOT TRANS. HOLD	IN- TRANSIT	HOLD PLUS INTRN.	AREA 1	AREA 2	AREA 3		AREA 1		AREA 2		AREA 3	
									IMMED. ISSUES	ALL ISSUES	IMMED. ISSUES	ALL ISSUES	IMMED. ISSUES	ALL ISSUES
A	B	C	D	E	F	G	H	I	J	K	L	M	N	O
1	0	75.6	3.7	2.6	2.1	2.2	1.7	43.7						
	1	99.2	21.9	20.7	9.8	9.9	9.4	76.3	0.3	0.1	0.4		0.2	
	2	99.7	50.6	49.5	25.3	25.4	24.9	84.2	3.8	2.7	3.6	2.4	2.5	2.3
	3	99.9	71.4	70.3	40.1	43.2	38.7	92.1	11.7	8.5	10.6	7.9	10.5	6.7
	4	100.0	84.0	82.9	57.6	60.1	56.4	98.3	26.3	19.3	23.8	18.7	25.7	17.6
	5		90.6	89.5	67.9	68.4	59.2	99.9	44.4	32.9	42.2	30.8	42.3	29.9
	6		94.2	93.1	70.3	72.3	65.8	100.0	57.9	43.7	56.9	40.7	55.9	40.5
	7		96.4	94.1	73.4	77.4	70.3		69.4	53.2	67.3	51.9	68.4	49.7
	8		98.3	96.3	76.9	82.3	74.6		76.8	60.5	75.4	61.2	74.9	60.4
	9		100.0	98.7	80.0	85.3	79.9		82.9	66.3	82.3	65.7	81.3	65.3
	10			100.0	83.3	86.7	84.3		86.5	70.5	86.4	69.4	85.9	70.2
	11				87.2	90.1	88.1		89.8	74.0	90.0	73.8	88.2	73.5
	12				90.9	93.2	89.9		91.9	76.8	92.4	75.9	90.3	74.2
	13				94.3	97.5	92.3		95.7	79.3	96.9	78.2	91.4	77.6
	14				96.4	100.0	95.7		98.2	81.4	100.0	80.3	95.7	79.2
	↓													
	20				100.0		98.3		100.0	89.1		88.2	98.3	86.7
	21-25						98.4	UMMTPS		91.8		89.9	98.3	87.1
	↓							TIME						
	26-40						99.5	STDS		95.3		94.7	98.9	91.5
	OVER						100.0			100.0		100.0	100.0	100.0
	LINES	11537	11537	11537	3800	1969	5768	11537	2660	3800	1378	1969	4038	5768
	M/DAY	0.4	3.3	3.6	3.1	4.1	5.7	1.9	6.1	7.1	6.5	7.6	6.6	7.7

*Includes intra-theater transit time.
NOTE: PG 1, the elapsed number of days 14-20 will be reported separately for each day. The elapsed number of days 21-40 will be reported in increments of 5, i.e., 21-25, 26-30, etc.

Figure 13-4. Format 1B, Pipeline Performance Analysis-Overseas (RCS DD-P&L (Q) 782)

FORMAT 1B - OVERSEAS
PIPELINE PERFORMANCE ANALYSIS
TRANSPORTATION AND TOTAL PIPELINE TIME
BY PERCENT OF LINE ITEMS DELIVERED

Surface

Air

SERVICE/AGENCY _____

QUARTER ENDING MONTH _____

PG	ELAP- SED DAYS	CONUS TRANSPORTATION SEGMENT			OVERSEAS SHIPMENT/DELIVERY			*RECEIPT TAKE UP BY REQNR.	TOTAL PIPELINE					
		DEPOT TRANS. HOLD	IN- TRANSIT	HOLD PLUS INTRN.	AREA 1	AREA 2	AREA 3		AREA 1		AREA 2		AREA 3	
									IMMED. ISSUES	ALL ISSUES	IMMED. ISSUES	ALL ISSUES	IMMED. ISSUES	ALL ISSUES
		%	%	%	%	%	%		%	%	%	%	%	%
A	B	C	D	E	F	G	H	I	J	K	L	M	N	O
2	0							40.3						
	1				1.9	2.0	1.6	50.2	2.1		0.3			
	2				8.8	9.0	8.9	79.3	3.2	2.6	3.5	2.1	0.1	2.1
	3				22.2	24.1	23.1	88.1	3.7	8.4	9.4	7.8	1.5	6.6
	4				40.6	42.9	41.8	94.3	11.6	19.2	22.8	18.6	9.6	16.9
	5				58.0	57.1	56.4	98.1	26.2	31.9	41.2	30.7	24.7	28.9
	6				66.7	66.3	59.3	99.3	43.4	43.6	55.9	39.7	41.3	39.5
	7				69.1	72.1	65.7	99.9	56.9	52.1	66.3	50.1	54.9	48.7
	8				81.4	83.0	82.4	100.0	68.4	59.9	74.4	60.9	67.4	59.4
	9				88.3	87.9	86.8		75.8	65.8	81.3	64.3	73.9	64.3
	10				89.9	90.2	88.4		81.9	70.1	85.4	70.1	80.3	69.2
	11				90.2	92.1	91.3		85.5	71.2	89.0	73.7	84.9	72.7
	16				94.2	95.7	94.0		90.9	76.7	95.9	78.4	89.3	76.9
	17				95.7	98.2	95.2		94.7	79.4	100.0	80.1	90.4	77.8
	20				95.8	100.0	96.4		95.7	81.3		82.9	91.3	79.2
	21-25				100.0		97.1	UNMIPS TIME	100.0	84.7		87.1	95.9	82.4
	36-40 OVER LINES M/DAY				5100 4.0	5565 4.9	10665 5.8	21330 2.3	2670 5.7	5100 7.2	2740 5.9	5565 7.0	5307 6.3	10665 7.3

* Includes intra-theater transit time
NOTE: PG 2, the elapsed number of days 11-20 will be reported separately for each day. The elapsed number of days 21-40 will be reported in increments of 5, i.e., 21-25, 26-30, etc.

Figure 13-4. Format 1B, Pipeline Performance Analysis-Overseas (RCS DD-P&L (Q)782)-Continued

FORMAT 1B - OVERSEAS
 PIPELINE PERFORMANCE ANALYSIS
 TRANSPORTATION AND TOTAL PIPELINE TIME
 BY PERCENT OF LINE ITEMS DELIVERED

Surface

Air

SERVICE/AGENCY

QUARTER ENDING MONTH

PG	ELAPSED DAYS	CONUS TRANSPORTATION SEGMENT			OVERSEAS SHIPMENT/DELIVERY			RECEIPT TAKE UP BY REQNR.	TOTAL PIPELINE					
		DEPOT TRANS. HOLD	IN-TRANSIT	HOLD PLUS INTRN.	AREA 1	AREA 2	AREA 3		AREA 1		AREA 2		AREA 3	
									IMMED. ISSUES	ALL ISSUES	IMMED. ISSUES	ALL ISSUES	IMMED. ISSUES	ALL ISSUES
A	B	C	D	E	F	G	H	I	J	K	L	M	N	O
3	0													
	1							0.6						0.1
	↓													
	5			13 DAYS										
	21-35				2.1	1.9	2.5	29.3	2.1	2.1	8.0	4.4	0.8	0.9
	↓				57.6	25.4	17.7	83.6	9.4	6.9	45.4	16.9	6.1	5.8
	36-38				67.9	43.2	25.4	94.9	11.7	8.5	48.1	18.6	6.9	6.1
	39-40				70.3	60.1	40.2	99.9	15.2	9.3	52.3	19.4	8.1	6.9
	41-43				90.9	68.4	45.1	100.0	17.4	12.1	57.8	22.9	8.5	7.3
	44-45				96.4	72.3	57.6		26.3	14.3	60.3	26.1	9.3	8.4
	46-50				100.0	85.7	60.4		44.4	17.6	62.4	29.4	11.7	9.4
	51-53					93.2	65.6		57.9	29.9	68.3	32.3	12.1	12.1
	54-55					100.0	70.3		62.9	69.4	70.1	43.9	15.2	14.3
	56-60						74.6		76.8	43.7	74.2	51.9	17.4	17.6
	61-65						77.2		82.9	70.5	77.3	61.2	26.3	29.9
	66-68						77.2		86.5	74.0	81.3	65.7	44.5	49.5
	69						92.3		89.8	76.8	85.4	69.4	56.4	49.7
	70-73						95.7		89.8	79.3	90.1	73.8	68.9	65.3
	74						97.0		95.7	81.4	91.4	76.0	75.7	68.4
	75-83						100.0		100.0	89.1	95.9	82.9	83.4	70.2
	84								89.1	100.0	87.1	87.2	87.2	71.2
	85-90								100.0	100.0	90.1	89.9	89.9	73.2
	91-95										100.0	100.0	95.7	79.1
	96-99												100.0	89.9
	OVER													100.0
	LINES				1543	1616	3127	6286	1285	1543	1374	1616	2730	3127
	M/DAY				30.4	35.7	40.1	18.3	50.1	60.1	54.3	65.4	64.7	68.2

*Includes intra-theater transit time.

NOTE: PG 3, the elapsed number of days 1-20 will be reported separately for each day. The elapsed number of days 21-35 will be reported in increments of 5, i.e., 21-25, 26-30, 31-35. The elapsed number of days 36-99 will be reported as indicated in the format.

Figure 13-4. Format 1B, Pipeline Performance Analysis-Overseas (RCS DD-P&L (Q)782)-Continued

**FORMAT 1B - OVERSEAS
PIPELINE PERFORMANCE ANALYSIS
TRANSPORTATION AND TOTAL PIPELINE TIME
BY PERCENT OF LINE ITEMS DELIVERED**

Surface
Air

SERVICE/AGENCY _____

QUARTER ENDING MONTH _____

PG	ELAP- SED DAYS	CONUS TRANSPORTATION SEGMENT			OVERSEAS SHIPMENT/DELIVERY			* RECEIPT TAKE UP BY REQNR.	TOTAL PIPELINE					
		DEPOT TRANS. HOLD	IN- TRANSIT	HOLD PLUS INTRN.	AREA 1	AREA 2	AREA 3		AREA 1		AREA 2		AREA 3	
									IMMED. ISSUES	ALL ISSUES	IMMED. ISSUES	ALL ISSUES	IMMED. ISSUES	ALL ISSUES
A	B	C	D	E	F	G	H	I	J	K	L	M	N	O
3	0			58.7	9.8	8.3	8.5	45.6	4.7	4.4	9.4	8.1	3.9	2.4
	13			64.1	11.4	9.1	8.9	59.2	5.2	4.8	9.8	8.5	4.1	2.5
	14			69.4	28.2	10.4	9.1	63.1	5.4	5.1	10.4	9.7	4.3	2.8
	15			92.3	59.1	17.6	29.8	84.2	8.0	6.1	11.7	11.9	4.8	4.7
	16-20			100.0	68.4	56.9	48.1	91.3	9.7	8.4	12.3	13.0	6.9	5.2
	21-23				90.9	69.5	57.2	98.1	17.2	14.1	35.7	15.2	10.7	10.1
	24-28				96.4	72.3	60.1	99.7	20.1	17.7	40.4	16.9	13.8	11.2
	29-30				100.0	85.7	65.4	99.9	21.7	18.5	48.1	18.6	16.9	14.4
	31-35					93.2	70.2	100.0	25.2	19.3	52.3	19.4	17.4	16.9
	36-38					100.0	71.4		27.4	22.1	57.8	21.6	18.5	17.4
	39-40						74.6		33.2	31.4	62.4	24.0	19.3	19.1
	41-43						77.2		47.9	48.3	68.3	31.7	23.1	27.4
	44-50						77.2		72.9	69.4	70.1	43.9	24.7	28.1
	51-53						92.3		76.8	70.5	74.2	51.9	25.0	29.2
	54-60						95.7		82.9	73.7	77.3	61.2	26.3	30.3
	61-65						97.0		86.5	74.0	81.3	65.7	44.5	49.5
	66-68						100.0		89.8	76.8	85.4	69.4	56.4	49.7
	69								95.7	79.3	90.1	73.8	68.9	65.3
	70-73								100.0	81.4	91.4	76.0	75.7	68.4
	74									89.1	95.9	82.9	83.4	70.2
	75-83									89.1	100.0	87.1	87.2	71.2
	84											90.1	89.9	73.2
	85-90											100.0	95.7	79.1
	91-95												100.0	89.9
	96-99													100.0
	OVER													
	LINES			6286	1543	1616	3127	6286	1285	1543	1374	1616	2730	3127
	M/DAY			12.4	30.4	35.7	40.1	18.3	50.1	60.1	54.3	65.4	64.7	68.2

*Includes intra-theater transit time.

NOTE: PG 3, the elapsed number of days 1-15 will be reported separately for each day. The elapsed number of days 16-99 will be reported as indicated in the format.

Figure 13-4. Format 1B, Pipeline Performance Analysis—Overseas (RCS DD—P&L (Q)782)—Continued

FORMAT 1B - OVERSEAS*
 PIPELINE PERFORMANCE ANALYSIS
 TRANSPORTATION AND TOTAL PIPELINE TIME
 BY PERCENT OF LINE ITEMS DELIVERED

Surface
 Air

SERVICE/AGENCY

QUARTER ENDING MONTH

PG	ELAP- SED DAYS	CONUS TRANSPORTATION SEGMENT			OVERSEAS SHIPMENT/DELIVERY			**RECEIPT TAKE UP BY REQNR.	TOTAL PIPELINE						
		DEPOT TRANS. HOLD	IN- TRANSIT	HOLD PLUS INTRN.	AREA 1	AREA 2	AREA 3		AREA 1		AREA 2		AREA 3		
									IMMED. ISSUES	ALL ISSUES	IMMED. ISSUES	ALL ISSUES	IMMED. ISSUES	ALL ISSUES	
		%	%	%	%	%	%		%	%	%	%	%	%	
A	B	C	D	E	F	G	H	I	J	K	L	M	N	O	
1	0			0.5				21.2							
	13			70.1	9.8	8.3	8.5	92.1	4.7	4.4	9.4	8.1	4.2	2.4	
	20			98.4	40.1	17.6	9.8	98.3	8.0	6.1	11.7	15.2	4.8	4.7	
	21-35			100.0	57.6	25.4	17.7	99.2	9.4	6.9	45.4	16.9	6.1	5.8	
	36-38				67.9	43.2	25.4	99.9	11.7	8.5	48.1	18.6	6.9	6.1	
	39-40				70.3	60.1	40.2	100.0	15.2	9.3	52.3	19.4	8.1	6.9	
	41-43				90.9	68.4	45.1		17.4	12.1	57.8	22.9	8.5	7.3	
	44-45				96.4	72.3	57.6		26.2	14.3	60.3	26.1	9.3	8.4	
	46-50				100.0	85.7	60.4		44.4	17.6	62.4	29.4	11.7	9.4	
	51-53					93.2	65.6		57.9	29.9	68.3	32.3	12.1	12.1	
	54-56					100.0	70.3		62.9	39.4	70.1	43.9	15.2	14.3	
	57						74.6		74.8	43.7	74.2	51.9	17.4	17.6	
	58-61						76.5		76.8	69.4	75.1	56.9	20.3	20.5	
	62						77.2		82.9	70.5	77.3	61.2	26.3	29.9	
	63-65						77.2		86.5	74.0	81.3	65.7	44.5	49.5	
	66						84.5		87.9	75.1	83.7	67.5	49.3	49.6	
	67-71						92.3		89.8	76.8	85.4	69.4	56.4	49.7	
	72						95.7		89.8	79.3	90.1	73.8	68.9	65.3	
	73-75						97.0		96.7	81.4	91.4	76.0	75.7	68.4	
	76-80						100.0		100.0	89.1	95.9	82.9	83.4	70.2	
	81									89.1	100.0	87.1	87.2	71.2	
	82-85										100.0	90.1	89.9	73.2	
	86-95											100.0	95.7	79.1	
	96-99												100.0	89.9	
	OVER													100.0	
	LINES				6286	1543	1616	3127	6286	1285	1543	1374	1616	2730	3127
	M/DAY				12.4	30.4	35.7	40.1	2.9	50.1	60.1	54.3	65.4	64.7	68.2

*Applies to high priority (01-08) shipments which were diverted to surface movement.
 **Includes intra-theater transit time.

NOTE: PG 1, the elapsed number of days 1-20 will be reported separately for each day; days 21-35 will be reported in increments of 5; and days 36-99 will be reported in increments indicated in the format.

Figure 13-4. Format 1B, Pipeline Performance Analysis-Overseas (RCS DD-P&L (Q)782)-Continued

FORMAT 1B - OVERSEAS*
PIPELINE PERFORMANCE ANALYSIS
TRANSPORTATION AND TOTAL PIPELINE TIME
BY PERCENT OF LINE ITEMS DELIVERED

Surface

Air

SERVICE/AGENCY _____

QUARTER ENDING MONTH _____

PG	ELAP- SED DAYS	CONUS TRANSPORTATION SEGMENT			OVERSEAS SHIPMENT/DELIVERY			**RECEIPT TAKE UP BY REQNR.	TOTAL PIPELINE					
		DEPOT TRANS. HOLD	IN- TRANSIT	HOLD PLUS INTRN.	AREA 1	AREA 2	AREA 3		AREA 1		AREA 2		AREA 3	
									IMMED. ISSUES	ALL ISSUES	IMMED. ISSUES	ALL ISSUES	IMMED. ISSUES	ALL ISSUES
		%	%	%	%	%	%		%	%	%	%	%	%
A	B	C	D	E	F	G	H	I	J	K	L	M	N	O
2	0			0.5				21.2						
	13			70.1	9.8	8.3	8.5	92.1	4.7	4.4	9.4	8.1	4.2	2.4
	20			98.4	40.1	17.6	9.8	98.3	8.0	6.1	11.7	15.2	4.8	4.7
	21-35			100.0	57.6	25.4	17.7	99.2	9.4	6.9	45.4	16.9	6.1	5.8
	36-38				67.9	43.2	25.4	99.9	11.7	8.5	48.1	18.6	6.9	6.1
	39-40				70.3	60.1	40.2	100.0	15.2	9.3	52.3	19.4	8.1	6.9
	41-43				90.9	68.4	45.1		17.4	12.1	57.8	22.9	8.5	7.3
	44-45				96.4	72.3	57.6		26.2	14.3	60.3	26.1	9.3	8.4
	46-50				100.0	85.7	60.4		44.4	17.6	62.4	29.4	11.7	9.4
	51-53					93.2	65.6		57.9	29.9	68.3	32.3	12.1	12.1
	54-56					100.0	70.3		62.9	39.4	70.1	43.9	15.2	14.3
	57						74.6		74.8	43.7	74.2	51.9	17.4	17.6
	58-61						76.5		76.8	69.4	75.1	56.9	20.3	20.5
	62						77.2		82.9	70.5	77.3	61.2	26.3	29.9
	63-65						77.2		86.5	74.0	81.3	65.7	44.5	49.5
	66						84.5		87.9	75.1	83.7	67.5	49.3	49.6
	67-71						92.3		89.8	76.8	85.4	69.4	56.4	49.7
	72						95.7		89.8	79.3	90.1	73.8	68.9	65.3
	73-75						97.0		95.7	81.4	91.4	76.0	75.7	68.4
	76-80						100.0		100.0	89.1	95.9	82.9	83.4	70.2
	81									89.1	100.0	87.1	87.2	71.2
	82-85							UNMPTS TIME STDS.		100.0		90.1	89.9	73.2
	86-95										100.0	95.7	95.7	79.1
	96-99											100.0	100.0	89.9
	OVER													100.0
	LINES			6286	1543	1616	3127	6286	1285	1543	1374	1616	2730	3127
	M/DAY			12.4	30.4	35.7	40.1	2.9	50.1	60.1	54.3	65.4	64.7	68.2

* Applies to high priority (01-08) shipments which were diverted to surface movement.

** Includes intra-theater transit time.

NOTE: PG 2, the elapsed number of days 1-20 will be reported separately for each day; days 21-35 will be reported in increments of 5; and days 36-99 will be reported in increments indicated in the format.

Figure 13-4. Format 1B, Pipeline Performance Analysis-Overseas (RCS DD-P&L (Q)782)-Continued

FORMAT 1B - OVERSEAS
 PIPELINE PERFORMANCE ANALYSIS
 TRANSPORTATION AND TOTAL PIPELINE TIME
 BY PERCENT OF LINE ITEMS DELIVERED

Surface

Air

SERVICE/AGENCY

QUARTER ENDING MONTH

PG	ELAP- SED DAYS	CONUS TRANSPORTATION SEGMENT			OVERSEAS SHIPMENT/DELIVERY			* RECEIPT TAKE UP BY REQNR.	TOTAL PIPELINE						
		DEPOT TRANS. HOLD	IN- TRANSIT	HOLD PLUS INTRN.	AREA 1	AREA 2	AREA 3		AREA 1		AREA 2		AREA 3		
									IMMED. ISSUES	ALL ISSUES	IMMED. ISSUES	ALL ISSUES	IMMED. ISSUES	ALL ISSUES	
		%	%	%	%	%	%		%	%	%	%	%	%	
A	B	C	D	E	F	G	H	I	J	K	L	M	N	O	
3	0			0.5				21.2							
	13			70.1	9.8	8.3	8.5	92.1	4.7	4.4	9.4	8.1	4.2	2.4	
	20			98.4	40.1	17.6	9.8	98.3	8.0	6.1	11.7	15.2	4.8	4.7	
	21-35			100.0	57.6	25.4	17.7	99.2	9.4	6.9	45.4	16.9	6.1	5.8	
	36-38				67.9	43.2	25.4	99.9	11.7	8.5	48.1	18.6	6.9	6.1	
	39-40				70.3	60.1	40.2	100.0	15.2	9.3	52.3	19.4	8.1	6.9	
	41-43				90.9	68.4	45.1		17.4	12.1	57.8	22.9	8.5	7.3	
	44-45				96.4	72.3	57.6		26.2	14.3	60.3	26.1	9.3	8.4	
	46-50				100.0	85.7	60.4		44.4	17.6	62.4	29.4	11.7	9.4	
	51-53					93.2	65.6		57.9	29.9	68.3	32.3	12.1	12.1	
	54-55					100.0	70.3		62.9	38.4	70.1	43.9	15.2	14.3	
	56						74.6		74.8	43.7	74.2	51.9	17.4	17.6	
	57-60						76.5		76.8	69.4	75.1	56.9	20.3	20.5	
	61						77.2		82.9	70.5	77.3	61.2	26.3	29.9	
	62-65						77.2		86.5	74.0	81.3	65.7	44.5	49.5	
	66-68						84.5		87.9	75.1	83.7	67.5	49.3	49.6	
	69						92.3		89.8	76.8	85.4	69.4	56.4	49.7	
	70-73						95.7		89.8	79.3	90.1	73.8	68.9	65.3	
	74						97.0		95.7	81.4	91.4	76.0	75.7	68.4	
	75-83						100.0		100.0	89.1	95.9	82.9	83.4	70.2	
	84								89.1	100.0	87.1	87.2	87.2	71.2	
	85-90								100.0	100.0	90.1	89.9	89.9	73.2	
	91-95										100.0	95.7	95.7	79.1	
	96-99											100.0	100.0	89.9	
	OVER LINES			6286	1543	1616	3127	6286	1285	1543	1374	1616	2730	3127	
	M/DAY			12.4	30.4	35.7	40.1	2.9	50.1	60.1	54.3	65.4	64.7	68.2	

*Includes intra-theater transit time.

NOTE: PG 3, the elapsed number of days 1-20 will be reported separately for each day; days 21-35 will be reported in increments of 5; and days 36-99 will be reported in increments indicated in the format.

Figure 13-4. Format 1B, Pipeline Performance Analysis-Overseas (RCS DD-P&L (Q)782)-Continued

FORMAT 1B - OVERSEAS
 PIPELINE PERFORMANCE ANALYSIS
 TRANSPORTATION AND TOTAL PIPELINE TIME
 BY PERCENT OF LINE ITEMS DELIVERED

Parcel Post (Surface)
 Parcel Post (Air)

SERVICE/AGENCY

QUARTER MONTH ENDING _____

PG	ELAPSED DAYS	DEPOT TRANS. HOLD	CONUS INTRANSIT OVERSEAS SHIPMENT/DELIVERY RECEIPT TAKE UP BY REQNR.			TOTAL PIPELINE						
						AREA 1		AREA 2		AREA 3		
			AREA 1	AREA 2	AREA 3	IMMED. ISSUES	ALL ISSUES	IMMED. ISSUES	ALL ISSUES	IMMED. ISSUES	ALL ISSUES	
			%	%	%	%	%	%	%	%	%	%
A	B	C	D	E	F	G	H	I	J	K	L	
1	0	75.6										
	1	99.2	0.1	0.2	0.1							
	2	99.7	5.3	5.4	5.1							
	3	99.9	5.4	5.4	5.2	3.8	2.7	3.6	2.4	2.5	2.3	
	4	100.0	20.1	23.2	18.7	11.7	8.5	10.6	7.9	10.5	6.7	
	5		37.6	40.1	36.4	26.3	19.3	23.8	18.7	25.7	17.6	
	6		47.9	48.4	39.2	44.4	32.9	42.2	30.8	42.3	29.9	
	7		50.3	52.3	45.2	57.9	33.2	56.9	31.8	55.9	30.0	
	8		53.4	57.4	50.3	57.9	43.7	57.0	40.7	56.0	40.5	
	9		56.9	62.3	54.6	69.4	53.2	67.3	51.9	68.4	49.7	
	10		60.0	65.3	59.9	71.8	55.5	70.4	56.2	69.9	55.4	
	11		63.3	66.7	64.3	77.9	61.3	77.3	60.7	76.3	60.3	
	12		67.2	70.1	68.1	81.5	65.5	81.4	66.4	80.9	65.2	
	13		75.9	78.2	74.9	84.8	69.0	85.0	69.8	83.9	69.5	
	14		84.3	87.5	82.3	91.9	76.8	92.4	75.9	90.3	74.2	
	↓											
	20		100.0	100.0	98.3	100.0	89.1	100.0	88.2	98.3	86.7	
	21-25	UMMIPS			98.4		91.8		89.9	98.3	87.1	
	↓	TIME										
	26-40	STDS.			99.5		95.3		94.7	98.9	91.5	
	OVER				100.0		100.0		100.0	100.0	100.0	
	LINES	11537	3800	1969	5768	2660	3800	1378	1969	4038	5768	
	M/DAY	0.4	8.1	8.3	9.2	6.1	8.9	6.5	9.3	6.6	9.9	

NOTE: PG 1, the elapsed number of days 14-20 will be reported separately for each day. The elapsed number of days 21-40 will be reported in increments of 5, i.e., 21-25, 26-30, etc.

Figure 13-4. Format 1B, Pipeline Performance Analysis-Overseas (RCS DD-P&L (Q)782)-Continued

FORMAT 1B - OVERSEAS
 PIPELINE PERFORMANCE ANALYSIS
 TRANSPORTATION AND TOTAL PIPELINE TIME
 BY PERCENT OF LINE ITEMS DELIVERED

Parcel Post (Surface)

Parcel Post (Air)

SERVICE/AGENCY

QUARTER MONTH ENDING

PG	ELAPSED DAYS	DEPOT TRANS. HOLD	CONUS INTRANSIT OVERSEAS SHIPMENT/DELIVERY RECEIPT TAKE UP BY REQNR.			TOTAL PIPELINE					
						AREA 1		AREA 2		AREA 3	
			AREA 1	AREA 2	AREA 3	IMMED. ISSUES	ALL ISSUES	IMMED. ISSUES	ALL ISSUES	IMMED. ISSUES	ALL ISSUES
			%	%	%	%	%	%	%	%	%
A	B	C	D	E	F	G	H	I	J	K	L
2	0	75.6									
	1	99.2	0.1	0.2	0.1						
	2	99.7	5.3	5.4	5.1						
	3	99.9	5.4	5.4	5.2	3.8	2.7	3.6	2.4	2.5	2.3
	4	100.0	20.1	23.2	18.7	11.7	8.5	10.6	7.9	10.5	6.7
	5		37.6	40.1	36.4	26.3	19.3	23.8	18.7	25.7	17.6
	6		47.9	48.4	39.2	44.4	32.9	42.2	30.8	42.3	29.9
	7		50.3	52.3	45.2	57.9	33.2	56.9	31.8	55.9	30.0
	8		53.4	57.4	50.3	57.9	43.7	57.0	40.7	56.0	40.5
	9		56.9	62.3	54.6	69.4	53.2	67.3	51.9	68.4	49.7
	10		60.0	65.3	59.9	71.8	55.5	70.4	56.2	69.9	55.4
	11		63.3	66.7	64.3	77.9	61.3	77.3	60.7	76.3	60.3
	↓										
	16		85.3	88.5	83.3	92.9	77.8	93.4	76.9	91.3	75.2
	17		88.4	90.6	85.4	95.0	79.9	85.4	77.9	93.4	77.3
	↓										
	20		100.0	100.0	98.3	100.0	89.1	100.0	88.2	98.3	86.7
	21-25	MMHIPS			98.4		91.8		89.9	98.3	87.1
	↓	TIME									
	26-40	STDS.			99.5		95.3		94.7	98.9	91.5
	OVER				100.0		100.0		100.0	100.0	100.0
	LINES	11537	3800	1969	5768	2660	3800	1378	1969	4038	5768
	M/DAY	0.4	8.1	8.3	9.2	6.1	8.9	6.5	9.3	6.6	9.9

NOTE: The elapsed number of days 11-20 will be reported separately for each day. The elapsed number of days 21-40 will be reported in increments of 5, i.e., 21-25, 26-30, etc.

Figure 13-4. Format 1B, Pipeline Performance Analysis-Overseas (RCS DD-P&L (Q)782)-Continued

FORMAT 1B - OVERSEAS
 PIPELINE PERFORMANCE ANALYSIS
 TRANSPORTATION AND TOTAL PIPELINE TIME
 BY PERCENT OF LINE ITEMS DELIVERED

Parcel Post (Surface)
 Parcel Post (Air)

SERVICE/AGENCY

QUARTER MONTH ENDING _____

PG	ELAP- SED DAYS	DEPOT TRANS. HOLD	CONUS INTRANSIT OVERSEAS SHIPMENT/DELIVERY RECEIPT TAKE UP BY REQNR.			TOTAL PIPELINE					
			AREA 1	AREA 2	AREA 3	AREA 1		AREA 2		AREA 3	
						IMMED. ISSUES	ALL ISSUES	IMMED. ISSUES	ALL ISSUES	IMMED. ISSUES	ALL ISSUES
			%	%	%	%	%	%	%	%	%
A	B	C	D	E	F	G	H	I	J	K	L
3	0			0.2							
	1 ↓										
	5 ↓		2.1	1.9	2.5	2.1	2.1	8.0	4.4	0.8	0.9
	21-35 ↓		57.6	25.4	17.7	9.4	6.9	45.4	16.9	6.1	5.8
	36-38 ↓		67.9	43.2	25.4	11.7	8.5	48.1	18.6	6.9	6.1
	39-40 ↓		70.3	60.1	40.2	15.2	9.3	52.3	19.4	8.1	6.9
	41-43 ↓		90.0	68.4	45.1	17.4	12.1	57.8	22.9	8.5	7.3
	44-45 ↓		96.4	72.3	57.6	26.3	14.3	60.3	26.1	9.3	8.4
	46-50 ↓		100.0	85.7	60.4	44.4	17.6	62.4	29.4	11.7	9.4
	51-53 ↓			93.2	65.6	57.9	29.9	68.3	32.3	12.1	12.1
	54-55 ↓			100.0	70.3	62.9	69.4	70.1	43.9	15.2	14.3
	56-60 ↓				74.6	76.8	43.7	74.2	51.9	17.4	17.6
	61-65 ↓				77.2	82.9	70.5	77.3	61.2	26.3	29.9
	66-68 ↓				77.2	86.5	74.5	81.3	65.7	44.5	49.5
	69 ↓				92.3	89.8	76.8	85.4	69.4	56.4	49.7
	70-73 ↓				95.7	89.8	79.3	90.1	73.8	68.9	65.3
	74 ↓				97.0	95.7	81.4	91.4	76.0	75.7	68.4
	75-83 ↓				100.0	100.0	89.1	95.9	82.9	83.4	70.2
	84 ↓						89.1	100.0	87.1	87.2	71.2
	85-90 ↓						100.0		90.1	89.9	73.2
	91-95 ↓								100.0	95.7	79.1
	96-99 ↓									100.0	89.9
	OVER LINES M/DAY		1543 30.4	1616 35.7	3127 40.1	1285 50.1	1543 60.1	1374 54.3	1616 65.4	2730 64.7	3127 68.2

NOTE: The elapsed number of days 1-20 will be reported separately for each day. The elapsed number of days 21-35 will be reported in increments of 5, i.e., 21-25, 26-30, 31-35. The elapsed number of days 36-99 will be reported as indicated in the format.

Figure 13-4. Format 1B, Pipeline Performance Analysis—Overseas (RCS DD-P&L (Q)782)—Continued

FORMAT 2
SERVICE/AGENCY
SUPPLY AVAILABILITY AND WORKLOAD ANALYSIS REPORT
AS OF THE END OF THE QUARTER
 STOCK FUNDED NONSTOCKED

STOCKED ITEMS
 NONSTOCKED ITEMS

DISTRIBUTION SYSTEM

TIME PERIOD	LINE NO.	DESCRIPTION	TOTAL		PRIORITY GROUP		
			%	NO.	ONE	TWO	THREE
P	1	Material Obligation Established	2/	2/	2/	2/	2/
1/ P	a	Backorder Against Stock Replenishment	%				
P	b	Direct Vendor Deliveries	%				
P	c	Total	100%				
EOP	2	Direct Vendor Deliveries Outstanding	2/	2/	2/	2/	2/
EOP	a	1-30 Days Old	%				
EOP	b	31-90 Days Old	%				
EOP	c	91-180 Days Old	%				
EOP	d	Over 180 Days Old	%				
EOP	e	Total	100%				
1/ EOP	3	Material Obligations Outstanding	2/	2/	2/	2/	2/
1/ EOP	a	1-30 Days Old	%				
1/ EOP	b	31-90 Days Old	%				
1/ EOP	c	91-180 Days Old	%				
1/ EOP	d	Over 180 Days Old	%				
1/ EOP	e	Total	100%				
P	4	Total Number Demands Received	2/				
P	5	Deductions From Demands Received	2/	2/	2/	2/	2/
P	a	Passing Actions Created	%				
P	b	Demand Rejects to Customer	%				
P	c	Extended RADs/RDDs Not Due For Issue	%				
P	d	Rejects For Manual Processing	%				
P	e	Total	%				
P	6	Additions to Demands Received	2/	2/	2/	2/	2/
P	a	Extended RADs/RDDs Due For Issue	2/				
P	b	Re-entries After Manual Processing	2/				
P	c	Total	2/				
P	7	Net Demands	2/				
1/ P	8	Percent Stock Availability	%	2/	%	%	%
SELECTED WORKLOAD							
P	9	Followup Documents Received	2/				
P	10	Cancellation Documents Received	2/				
P	11	Demands Requiring Manual Processing	%				
P	a	Received by Other than AUTODIN	%				
P	b	Received for Part Number Requisition	%				
P	c	Rejected for Correction & Re-entered	%				
P	d	Rejected for Management Control	%				
P	e	Rejected for Exceeding MRO	%				
P	f	Rejected for Other Reasons	%				
1/ EOP	12	Stock Number with Material Obligations Outstanding	2/	2/	2/	2/	2/
1/ EOP	13	Stock Numbers in Zero Balance on Material Obligations Outstanding	2/	2/	2/	2/	2/
EOP	14	Extended RADs/RDDs Not Due For Issue	2/				

NOTES: 1/ Not applicable to non-stocked items report.
 2/ No entry is required.

Figure 13-5. Format 2, Supply Availability and Workload Analysis Report (RCS DD-P&L (Q)782)

FORMAT 3 (CONUS)
 RESPONSE RATE ANALYSIS
 FOR SHIPMENTS DURING MONTH DEC 1982
 AS OF THE END OF THE MONTH FEB 1983

	SURFACE					AIR				
	Shpmt Count	IDC	Re- turned	Re- sponse	Rate Pct	Shpmt Count	IDC	Re- turned	Re- sponse	Rate Pct
		Total	Usable	Total	Usable		Total	Usable	Total	Usable
DARCOM	-A-	-B-	-C-	-D-	-E-	-A-	-B-	-C-	-D-	-E-
Anniston	43	71	30	165.1	69.8	6	6	1	100.0	16.7
Corpus Christi	35	15	13	42.9	37.1	20	5	5	25.0	25.0
Letterkenny	22	59	17	268.2	77.3	12	23	2	191.7	16.7
Lexington/BG	7	34	7	485.7	100.0		6			
New Cumberland	20	29	4	145.0	20.0	2	2	1	100.0	50.0
Pueblo	8	14	7	175.0	87.5	7				
Red River	39	81	26	207.7	66.7	11	2		18.2	
Rock Island	8	25	6	312.5	75.0	8	2	1	25.0	12.5
Sacramento	18	128	16	711.1	88.9	34	23	4	67.6	11.8
Savanna	5	8	4	160.0	80.0					
Seneca	8	12	8	150.0	100.0					
Sharpe	2	38		900.0		1	38		800.0	
Sierra	5	1	1	20.0	20.0	1				
McAlester AAP	15	12	9	80.0	60.0					
Hawthorne AAP		1								
Tobyhanna	12	86	10	716.7	83.3	8	30	1	375.0	12.5
Tooele	27	79	23	282.6	85.2	5	15	2	300.0	40.0
Umatilla	2	3	2	150.0	100.0					
Picatinny Ars	4	4	4	100.0	100.0					
Pine Bluff Ars		1								
Rocky Mtn Ars	3									
Watervliet Ars	4	8	4	200.0	100.0					
Aberdeen PG	53	41	11	77.4	20.8	38	47	2	123.7	5.3
Dugway PG	8					9				
Jefferson PG	13	20	12	153.8	92.3		1			
Yuma PG	14	16	13	114.3	92.9	9	7	4	77.8	44.4
Wht Snds Msl Rg	23	39	16	169.6	69.6		10			
Natik Labs	2	4	2	200.0	100.0					
DARCOM TOTAL	400	829	245	207.3	61.3	171	217	23	126.9	13.5
FORSCOM										
Ft Bragg	102	252	69	247.1	67.6	77	118	19	153.2	24.7
Ft Campbell	74	107	38	144.6	51.4	103	75	38	72.8	36.9
Ft Carson	69	160	60	231.9	87.0	112	143	48	127.7	42.9
Ft Devens	43	44	33	102.3	76.7	71	7	7	9.9	9.9

Figure 13-6. Format 3, CONUS Response Rate Analysis (RCS DD-P&L (Q) 782)

(Continued)

FORMAT 3 (CONUS)
RESPONSE RATE ANALYSIS
FOR SHIPMENTS DURING MONTH DEC 1982
AS OF THE END OF THE MONTH FEB 1983

	SURFACE					AIR				
	Shpmt Count	IDC	Re- turned	Re- sponse	Rate Pct	Shpmt Count	IDC	Re- turned	Re- sponse	Rate Pct
		Total	Usable	Total	Usable		Total	Usable	Total	Usable
	-A-	-B-	-C-	-D-	-E-	-A-	-B-	-C-	-D-	-E-
Ft Douglas	7	8	6	114.3	85.7	3	4	3	133.3	100.0
Ft Drum	7	4	4	57.1	57.1	7	4	3	57.1	42.9
Ft Hood	131	113	76	86.3	58.0	139	8	3	5.8	2.2
Hunter Airfield	21	44	18	209.5	85.7	34	48	8	141.2	23.5
Indiantown Gap	7	8	5	114.3	71.4					
Ft Lawton	1	1		100.0						
Ft Lewis	68	121	46	177.9	67.6	74	51	23	68.9	31.1
Ft MacArthur	6	4	4	66.7	66.7	2	4	2	200.0	100.0
Ft McCoy	23	43	22	187.0	95.7	11	8	6	72.7	54.5
Ft Meade	39	98	25	251.3	64.1	42	67	5	159.5	11.9
Ft Ord	64	68	50	106.3	78.1	51	53	24	103.9	47.1
Ft Polk	85	129	60	151.8	70.6	125	66	35	52.8	28.0
Presidio of SF	14	20	10	142.9	71.4	2	3	1	150.0	50.0
Ft Riley	56	90	41	160.7	73.2	92	51	28	55.4	30.4
Ft Sam Houston	35	45	31	128.6	88.6	13	10	5	76.9	38.5
Ft Sheridan	27	2		7.4		8	1		12.5	
Ft Stewart	42	92	26	219.0	61.9	28	120	16	428.6	57.1
Ft Tilden	1									
Ft Totten		1								
Ft Wadsworth	1									
Yakima Frng Ctr		3								
FORSCOM TOTAL	923	1457	624	157.9	67.6	994	841	274	84.6	27.6
TRADOC										
Ft Ap Hill	20	14	11	70.0	55.0	5	1	1	20.0	20.0
Ft Belvoir	38	81	26	213.2	68.4	55	59	13	107.3	23.6
Ft Ben Harrison	16	11	6	68.8	37.5	1				
Ft Benning	70	105	56	150.0	80.0	84	10	2	11.9	2.4
Ft Bliss	59	110	46	186.4	78.0	119	15	10	12.9	8.4
Ft Chaffee	11	15	9	136.4	81.8	4	9	2	225.0	50.0
Ft Dix	14	57	6	407.1	42.9	24	24	5	100.0	20.8
Ft Eustis	44	64	34	145.5	77.3	37	8	4	21.6	10.8
Ft Gordon	55	74	45	134.5	81.8	44	33	7	75.0	15.9
Ft Hamilton	2						1			
Ft Jackson	27	40	23	148.1	35.2	36	34	13	94.4	36.1
Ft Knox	48	82	37	170.8	77.1	107	78	22	72.9	20.6
Ft Leavenworth	5	1	1	20.0	20.0					
Ft Leonard Wood	46	67	41	145.7	89.1	13	3	1	23.1	7.7

Figure 13-6. Format 3, CONUS Response Rate Analysis (RCS DD-P&L (Q) 782)-Continued

FORMAT 3 (CONUS)
 RESPONSE RATE ANALYSIS
 FOR SHIPMENTS DURING MONTH DEC 1982
 AS OF THE END OF THE MONTH FEB 1983

	SURFACE					AIR				
	Shpmt Count	IDC	Re- turned	Re- sponse	Rate Pct	Shpmt Count	IDC	Re- turned	Re- sponse	Rate Pct
		Total	Usable	Total	Usable		Total	Usable	Total	Usable
-A-	-B-	-C-	-D-	-E-	-A-	-B-	-C-	-D-	-E-	
Ft Lee	29	33	25	113.8	86.2	20	4	4	20.0	20.0
Ft McClellan	18	12	9	66.7	50.0	3	6	1	200.0	33.3
Ft Monroe	1	1	1	100.0	100.0					
Ft Pickett	8	24	6	300.0	75.0	9	4		44.4	
Ft Rucker	52	69	38	132.7	73.1	68	42	25	61.8	36.8
Ft Sill	66	54	39	81.8	59.1	68	18	16	26.5	23.5
Ft Story	4	3	3	75.0	75.0	4				
TRADOC TOTAL	633	917	462	144.9	73.0	701	349	126	49.8	18.0
NATL GUARD										
Alabama	171	6	2	3.5	1.2	30	2	1	6.7	3.3
Arizona	20	26	14	130.0	70.0	13	12	6	92.3	46.2
Arkansas	55	49	38	89.1	69.1	23	14	6	60.9	26.1
California	119	190	83	159.7	69.7	36	50	11	138.9	30.6
Colorado	26	29	23	111.5	88.5	13	8	1	61.5	7.7
Connecticut	51	47	43	92.2	84.3	35	15	4	42.9	11.4
Delaware	27	31	21	114.8	77.8	18	9	5	50.0	27.8
Dis of Columbia	16	12	2	75.0	12.5	11	10	7	90.9	63.6
Florida	66	118	56	178.8	84.8	7	10	3	142.9	42.9
Georgia	112	68	67	60.7	59.8	42	10	9	23.8	21.4
Idaho	35	44	28	125.7	80.0	26	27	18	103.8	69.2
Illinois	22	31	13	140.9	59.1	29	26	6	89.7	20.7
Indiana	47	58	30	123.4	63.8	94	85	25	90.4	26.6
Iowa	32	36	23	112.5	71.9	52	24	14	46.2	26.9
Kansas	60	43	29	71.7	48.3	3	5	1	166.7	33.3
Kentucky	48	43	25	89.6	52.1	16	10	4	62.5	25.0
Louisiana	117	92	76	78.6	65.0	16	11	6	68.8	37.5
Maine	26	32	18	123.1	69.2	23	23	5	100.0	21.7
Maryland	64	61	31	95.3	48.4	33	38	11	115.2	33.3
Massachusetts	74	66	33	89.2	44.6	32	32	9	100.0	28.1
Michigan	75	34	20	45.3	26.7	58	40	12	69.0	20.7
Minnesota	63	81	39	128.6	61.9	39	41	15	105.1	38.5
Mississippi	96	129	69	134.4	71.9	22	24	5	109.1	22.7
Missouri	67	74	51	110.4	76.1	37	33	10	89.2	27.0
Montana	19	28	16	147.4	84.2	5	4	3	80.0	60.0
Nebraska	26	34	22	130.8	84.6	8	5	2	62.5	25.0

Figure 13-6. Format 3, CONUS Response Rate Analysis (RCS DD-P&L (Q) 782)-Continued

FORMAT 3 (CONUS)
 RESPONSE RATE ANALYSIS
 FOR SHIPMENTS DURING MONTH DEC 1982
 AS OF THE END OF THE MONTH FEB 1983

	SURFACE					AIR				
	Shpmt Count	IDC	Re- turned	Re- sponse	Rate Pct	Shpmt Count	IDC	Re- turned	Re- sponse	Rate Pct
		Total	Usable	Total	Usable		Total	Usable	Total	Usable
	-A-	-B-	-C-	-D-	-E-	-A-	-B-	-C-	-D-	-E-
Nevada	10	16	8	160.0	80.0	7	5	2	71.4	26.6
New Hampshire	28	34	18	121.4	64.3	14	10	3	71.4	21.4
New Jersey	45	31	29	68.9	64.4	40	10	9	25.0	22.5
New Mexico	28	26	3	92.9	10.7					
New York	95	124	71	130.5	74.7	98	114	42	116.3	42.9
North Carolina	90	92	49	102.2	54.4	56	71	16	126.8	28.6
North Dakota	27	23	14	85.2	51.9	7	4		57.1	
Ohio	92	101	76	109.8	82.6	54	37	10	68.5	18.5
Oklahoma	37	44	19	118.9	51.4	15	14	4	93.3	26.7
Oregon	25	27	20	108.0	80.0	37	24	14	64.9	37.8
Pennsylvania	49	51	23	104.1	46.9	7	7	5	100.0	71.4
Rhode Island	18	24	11	133.3	61.1	23	3	3	13.0	13.0
South Carolina	46	71	38	154.3	82.6	85	74	21	87.1	24.7
South Dakota	25	25	19	100.0	76.0	9	7	5	77.8	55.6
Tennessee	124	161	93	129.8	75.0	36	30	5	83.3	13.9
Texas	155	96	78	61.9	50.3	19	12	5	63.2	26.3
Utah	28	27	12	96.4	42.9	25	19	12	76.0	48.0
Vermont	35	41	26	117.1	74.3	28	18	7	64.3	25.0
Virginia	63	53	47	84.1	74.6	35	31	7	88.6	20.0
Washington	37	54	28	145.9	75.7	31	47	13	151.6	41.9
West Virginia	38	41	22	107.9	57.9	11	10	1	90.9	9.1
Wisconsin	105	118	68	112.4	64.8	66	60	30	90.9	45.5
Wyoming	11	31	6	281.8	54.5	2	5	1	250.0	50.0
NAT GUARD TOTAL	2745	2773	1650	101.0	60.1	1426	1180	414	82.7	29.0
OTHER ARMY										
Arlington Hall		1					1			
Ft Detrick	4	7	1	175.0	25.0					
Ft Hayes	1	3	1	300.0	100.0	3	4	1	133.3	33.3
Ft Huachuca	41	40	32	97.6	78.0	30	24	14	80.0	46.7
Ft Irwin							1			
Ft Nonmouth	13	9	4	69.2	30.8	17	3		17.6	
Ft Myer							2			
Ft Ritchie	4	3		75.0						
Ft Snelling	14	17	6	121.4	42.9	4	4	2	100.0	50.0

Figure 13-6. Format 3, CONUS Response Rate Analysis (RCS DD-P&L (Q) 782)-Continued

FORMAT 3 (CONUS)
 RESPONSE RATE ANALYSIS
 FOR SHIPMENTS DURING MONTH DEC 1982
 AS OF THE END OF THE MONTH FEB 1983

Shpmt Count	SURFACE					AIR				
	IDC	Re- turned	Re- turned	Re- sponse	Rate Pct	Shpmt Count	IDC	Re- turned	Re- sponse	Rate Pct
	Total	Usable	Total	Usable	Total		Usable	Total	Usable	
-A-	-B-	-C-	-D-	-E-	-A-	-B-	-C-	-D-	-E-	
US Mil Academy	16	7	7	43.8	43.8	7	2	1	28.6	14.3
Vint Hill Farms	8	14	7	175.0	87.5	3	3		100.0	
Ft Wingate	7	7	7	100.0	100.0					
Other Army	1076	1245	542	115.7	50.4	638	831	161	130.3	25.2
OTHER ARMY TOTAL	1184	1353	607	114.3	51.3	702	875	179	124.6	25.5
ARMY TOTAL	5885	7329	3588	124.5	61.0	3994	3462	1016	86.7	25.4
AIR FORCE TOTAL	2185	2867	1425	131.2	65.2	459	358	43	78.0	9.4
NAVY TOTAL	547	499	289	91.2	52.8	276	93	4	33.7	1.4
MARINE TOTAL	421	306	199	72.7	47.3	324	43	6	13.3	1.9
DSA TOTAL	12	196	4	633.3	33.3	5	1		20.0	
GRAND TOTAL	9050	11197	5505	123.7	60.8	5058	3957	1069	78.2	21.1

Figure 13-6. Format 3, CONUS Response Rate Analysis (RCS DD-P&L (Q) 782)-Continued

FORMAT 3 DEFENSE LOGISTICS AGENCY RESPONSE RATE ANALYSIS REPORT FOR SHIPMENTS DURING MONTH <u>JAN 78</u> AS OF THE END OF THE MONTH <u>MAR 78</u>									
SERVICE/ AGENCY CONSIGNEE	NUMBER OF SHIPMENTS	INTRANSIT DATA DOCUMENTS RECEIVED							
		NUMBER	RESP. RATE %	NUMBER	RESP. RATE %	NUMBER	RESP. RATE %	NUMBER	RESP. RATE %
ARMY	9,697	3,479	36	2,155	22	158	2	5,792	60
NAVY	14,241	4,631	33	2,963	21	290	2	7,884	55
AIR FORCE	20,427	7,657	37	3,886	19	494	2	12,037	59
MARINE C.	1,273	493	39	257	20	20	2	770	60
OTHER	5,432	1,546	28	1,352	25	87	2	2,985	55
TOTAL	51,270	17,806	35	10,613	20	1,049	2	29,468	57

INTERNAL SERVICE/AGENCY REPORT

RESPONSE
RATE

FORMAT 3A U. S. ARMY RESPONSE RATE ANALYSIS REPORT FOR SHIPMENTS DURING MONTH <u>DEC 77</u> AS OF THE END OF THE MONTH <u>FEB 78</u>					
SERVICE/ AGENCY	SHIPMENT COUNT	INTRANSIT DATA DOCUMENTS RETURNED		RESPONSE RATE (PERCENT)	
		TOTAL	USEABLE	TOTAL	USEABLE
ARMY	7,013	6,133	5,073	88	72
NAVY	1,451	616	437	43	30
AIR FORCE	4,258	2,940	1,936	69	46
MARINE C.	1,387	914	633	66	46
OTHER	27	25	14	93	52
TOTAL	14,136	10,628	8,093	75	57

DOD SUMMARY REPORT

Figure 13-7. Format 3, Internal Service/Agency Response Rate Analysis Report, and Format 3A, DOD Summary Report (RCS DD-P&L (Q) 782)

FORMAT 4 GENERAL COMMODITY
 POINT TO POINT CARRIER/MODE ANALYSIS REPORT
 QUARTER MONTH ENDING 31 DECEMBER 1971

SHIPPED BY A25XAS--NCAD

<u>-A-</u> SHIPPED TO ADDRESS	<u>-B-</u> MODE	<u>-C-</u> PERF NORM	<u>-D-</u> CARRIER CODE	<u>-E-</u> CARRIER BOTH PCTL	<u>-F-</u> TOTAL SHPMTS	<u>-G-</u> CARRIER TOTAL WT	<u>-H-</u> MODE AVG SHPMT WEIGHT	<u>-I-</u> MODE TOTAL WT
A45400	A	5.4	C016	4.0	3	90,000		
	A		L423	3.0	3	85,000		
	A		S794	6.0	4	112,000		
	A	8.1	W708	8.0	3	87,000	28,769	374,000
	B		C650	9.9	13	18,000		
	B		R496	6.8	17	22,000		
	B	Y050		12.0	7	13,000	1,433	53,000
	G	15.2		15.2	423	16,920	40	16,920
	H	3.6		3.6	609	15,225	25	15,225
	J	13.1	3332	13.1	8	4,000	500	4,000
	K	13.1	PNYC	13.1	3	180,000	60,000	180,000
	M	22.0	8275	22.0	5	17,500	3,500	17,500
	Q	6.6	7123	6.6	15	12,000	800	12,000
	R	3.0	7333	3.0	4	1,200	300	1,200
	T	4.2	7657	3.3	3	1,800		
T		7345	5.0	3	2,400	700	4,200	

Figure 13-8. Format 4, General Commodity Point to Point Carrier/Mode Analysis Report (RCS DD-P&L(Q) 782)

MAC ANALYSIS REPORT FOR SHIPMENT UNITS RECORDED
AS OF THE MONTH ENDING _____

RCS:
PROJECT ID: T2024

CHANNEL (APOE TO APOD)
CHANNEL - TOTAL (ALL PRIORITIES)
UMMIPS AREA SUMMARY (BY PRIORITY GROUP)

SECTION I

PRIOR- ITY GROUP 2/	ELAPSED DAYS 3/	APOD HANDLING SEGMENT		APOE TO APOD INTRANSIT		APOD HANDLING SEGMENT		TOTAL MAC POSSESSION 4/ SHIPMENT UNIT		SEGMENT 5/ TONS	
		#SHIP	PERCENT	#SHIP	PERCENT	#SHIP	PERCENT	#	%	#	%
999	.5	49	4.3	401	35.5	132	11.7	11	1.0	1.1	.8
	.75	331	29.3	924	81.9	394	34.9	11	1.0	1.1	.8
	1.0	614	54.4	1038	92.0	685	60.7	78	6.9	20.5	15.1
	1.5	948	84.0	1069	94.8	831	73.7	262	23.2	30.8	22.6
	1.75	961	85.2	1069	94.8	863	76.5	343	30.4	36.3	26.7
	2.0	975	86.4	1075	95.3	894	79.3	401	35.5	47.4	34.8
	2.5	989	87.7	1076	95.4	906	80.3	444	39.4	56.9	41.8
	3.0	1001	88.7	1081	95.8	933	82.7	531	47.1	63.1	46.4
	3.5	1048	92.9	1086	96.3	983	87.1	543	48.1	73.2	53.8
	4.0	1083	96.0	1093	96.9	1030	91.3	620	55.0	83.1	61.1
	4.5	1101	97.6	1105	98.0	1043	92.5	699	62.0	89.1	65.5
	5.0	1121	99.4	1109	98.3	1056	93.6	721	63.9	91.2	67.0
	6.0	1121	99.4	1122	99.5	1084	96.1	840	74.5	96.3	70.8
	7.0	1124	99.6	1122	99.5	1090	96.6	902	80.0	99.9	73.4
	10.0	1128	100.0	1123	99.6	1100	97.5	941	83.4	104.5	76.8
	OVER 10.0 M/DAY 6/	2.3		1128	100.0	1128	100.0	1128	100.0	136.1	100.0
RESUME BY SERVICE/AGENCY-----				1.0		2.6		7.1			
		ARMY						860	26.6	179.9	49.9
		NAVY						69	2.1	20.8	5.2
		AIR FORCE						1686	52.2	120.0	29.9
		MARINE CORPS						2	.1	.2	.1
		DEFENSE LOGISTICS AGENCY						603	18.7	78.6	19.6
		GENERAL SERVICES ADMIN						12	.4	1.4	.4
		TOTALS						3232	-	400.9	-

SECTION II (not illustrated)

NOTES:

1. Report Breakouts. The report is divided into two sections. Section I consists of four main breakouts: (a) Channel (APOE to APOD) and by individual priority group within channel, (b) Channel summary (APOE to APOD) showing a total of 999, PG 1 and PG 2, (c) UMMIPS Area I, II and III by individual priority group within UMMIPS area, and (d) UMMIPS Area I, II and III summaries showing a total of 999, PG 1 and PG 2. All breakouts will show pipeline segments, i.e., APOE Handling, APOE to APOD Intransit, APOD Handling and Total MAC Possession. Section II consists of an 80-80 listing of TK 7 documents showing shipments exceeding 10 days. This section will be sorted by APOEs exceeding 10 days shipment processing, APODs exceeding 10 days shipment processing and Intransit (APOE and APOD) exceeding 10 days. Section II will have its own distribution list at the service level.
2. Priority Group (PG). The elapsed number days shown in this column for 999 apply to PG 1 through 3. PG 3 will be shown separately by channel; but will not be included in the channel, area or suppressed counts summaries.
3. Elapsed Days. Shows number of elapsed days (whole and fractions), i.e., 5 days through 10 days and over 10 days as shown in this column of the report. Days under 5 are shown in fractions of a day. Once the cumulative shipment units or percent (100%) is reached for a segment, perpetuation in later line entries is not required.
4. Shipment Units and Percent. Include the cumulative number of shipment units that were delivered and the cumulative percent as it applies to each time segment measured for the number of elapsed days.
5. Tons and Percent. Include the cumulative number of tons delivered and the cumulative percent as it applies to the total MAC Possession Segment for the number of elapsed days. The tons are expressed in whole tons and tenths of a ton. Insert the decimal in the tenths position. Right justify all numerics.
6. Arithmetic Mean Day (M/DAY). This entry identifies the arithmetic mean line in the report. It shows average days and tenths of days as it applies to each time segment measured in the report. The arithmetic mean doesn't apply to percent and ton columns. The formula for computing arithmetic mean is shown in paragraph 13-10 adjusted by using number of shipment units instead of number of lines.

Figure 13-9. MAC Analysis Report (RCS DD-P&L (Q) 782)

ERROR HISTORY DATA

Error Addr	Date Shpd	Car- rier/ Flight	Mode	CNSEE			Cnsr Addr	Transshipper		Total IDC	IDC with at least one error	Error Per- cent
				Date Recd	Ship To	Pri		Date Recd	Date Shpd			
First Previous Month												
TOTALS	295	64	216	1418	453	71	1	6	4	107442	2333	2.2
Second Previous Month												
TOTALS	294	26	267	1583	418	70	0	4	4	87899	2445	2.8
Third Previous Month												
TOTALS	784	71	737	1456	296	52	1	6	5	99075	2743	2.8

MILSTEP IDC ERROR REPORT

DATE 83 Jan 05
RCS.
PROD, IDENT T2046
PAGE NUMBER 94

US ARMY

Error Addr	Date Shpd	Car- rier/ Flight	Mode	CNSEE			Cnsr Addr	Transshipper		Total IDC	IDC with at least one error	Error Per- cent
				Date Recd	Ship To	Pri		Date Recd	Date Shpd			
W25FX4	0	0	0	0	0	0	0	0	0	1	0	0.0
W25FX5	0	0	0	0	0	0	0	0	0	45	0	0.0
W25FYF	0	0	0	0	0	0	0	0	0	5	0	0.0
W25G1A	0	0	0	0	0	0	0	0	0	1	0	0.0
W25G1B	0	0	0	0	0	0	0	0	0	15	0	0.0
W25G1Q	0	0	0	0	0	0	0	0	0	53	0	0.0
W25G1R	12	0	10	0	10	4	0	0	0	1192	26	2.2
W25G1T	0	0	0	0	0	0	0	0	0	18	0	0.0
TOTALS	313	75	248	1034	336	72	0	12	0	94839	2657	2.8

Figure 13-10. MILSTEP IDC Error Report(RCS DD-P&L (Q) 782)

MILSTEP IDC ERROR REPORT

DATE 83 Jan 05 - 83 Feb 05
 RCS.
 PROD. IDENT T2046
 PAGE NUMBER 379

W25G1R

This report covers intransit data records initiated by your Activity and received by the MILSTEP CDCP during the period shown above.

The upper section includes summary counts furnished to your Headquarters and explanation of the error code structure. Following the summary are samples from your Activity to illustrate error types. These error documents have been processed to your MILSTEP Central Processing Point (CPP) and corrections need not be made. Positions 1-80 reflect the record as received by the CDCP. Items received via AUTODIN are identified by the word AUTODIN at the right of the list. Invalid fields are identified by X under the letter codes as follows.

CODE		COLUMNS	NO OF ERRORS	ERROR PERCENT
A	Carrier-Flight	4-8	0	0.0
B	Consignor Address	9-14	0	0.0
C	Consignee Data Received	15-17	0	0.0
D	Transshipper Date Received	18-20	0	0.0
E	Transshipper Date Shipped	24-26	0	0.0
F	Mode	27	10	0.8
G	Ship to Invalid/Not APOE/WPOE	47-52	10	0.8
H	Priority	53	4	0.3
I	Consignor Date Shipped	60-62	12	1.0

Total IDC Received	1192	IDC With at Least one Error	26	Overall Error Percent	2.2
--------------------	------	-----------------------------	----	-----------------------	-----

0	1	2	3	4	5	6	7	8	ABCDEFGHI
1234567890123456789012345678901234567890123456789012345678901234567890									
TK4	W25G1R019	467						X..X
TK4	W25G1R004		G	W38NCH2347G301XXXW38NCH2		D3	B382000100001	X AUTODIN
TK4	W25G1R014			W22HQP30060314XXXW22Q463			B344600100001	X..X
TK4	W25G1R363			W800JK23446079XXXW80S4X3000			B189200100001	X..X
TK4	NELEW25G1R356		B	W25G1RBMS146515 MMR1003		349	00320	X..X AUTODIN
TK4	W25G1R020			W68LOK30063007XXXW60P4L3			B353600100001	X..X AUTODIN
TK4	W25G1R005		B	W62SN623622505XXXW62R65 NO		003	B3B1900100055	X..X AUTODIN
TK4	W25G1R017			W33VUR30056410XXXW33GGZ1N			00000	X..X AUTODIN
TK4	AUTOW25G1R341		D	W25G1RBMS146478 0 1GC2		336	27500	X..X AUTODIN
TK4	CPASW25G1R352		B	W25G1RBMS146592 WK4N2C1		351	00033	X..X AUTODIN
TK4	W25G1R034	-57		W52H093019H550XXXW31G1ZZZ			B6T27001000010	X..X AUTODIN
TK4	W25G1R027		G	W68HVD30139000XXXW68P4L		001	B416300100032	X..X AUTODIN
TK4	W25G1R007		5	W55MKQ23430415XXXW55QR		SA003	B2230001000130	X..X AUTODIN
TK4	HMFFW25G1R		B	W25G1R055399104 FK50042		012	00148	X..X AUTODIN

Figure 13-10. MILSTEP IDC Error Report(RCS DD-P&L (Q) 782)-Continued

Chapter 14
Defense Automatic Addressing System (DAAS)

Section I
General

14-1. General

- a. All DA activities that have the capability to develop documents or magnetic tape for transmission by AUTODIN or by mail will follow these procedures. (Excluded are exception data documents.) These Army activities are subscribers to DAAS.
- b. This chapter will be used with DOD 4000.25-10-M on supply and JANAP 128 on communication policies.
- c. Responsibilities and procedures followed by agencies outside DA as outlined in this chapter, are for continuity. They are not regulatory and may change without notice.

14-2. Concept

- a. DAAS is a random access digital computer system linked to the automatic switching centers (ASCs) of AUTODIN. It receives, processes, and automatically routes or passes logistics transactions to the proper addressee. It uses computer interface terminals and operates continuously (24 hours per day, 7 days per week).
- b. The DAAS is operated by the Defense Automatic Addressing System Center (DAASC), 1080 Franklin Street, Dayton, OH 45444-5320. It is a field extension office of Headquarters, Defense

Logistics Agency (DLA). DAASC maintains computer facilities at the Gentile AFS Office and at the Defense Automatic Addressing System Facilities, Defense Depot, Tracy, California.

- c. The computer facilities interact with the Defense Communications Agency (DCA) which automatically routes DAAS traffic to the alternate DAAS facility. This is done when one of the facilities or its AUTODIN switching center becomes inoperative.

14-3. Policy on DAAS use

- a. To achieve the objective of DAAS, it is mandatory that—
 - (1) All Army activities make maximum use of DAAS. Waiver to the mandatory use of DAAS must be justified to AMC (below).
 - (2) The recorded source of supply for all Army-registered interest items in the DAAS file be accurate and current.
 - (3) The provisions of AR 710-1, chapter 2, section I, and AR 708-1, chapter 2, as regards Army interest in cataloging and management of items, be followed.
- b. The DA representative on the DAAS Focal Point Committee will take part in developing, implementing, and maintaining the DAAS. (See sec II, Responsibilities).
- c. Army participants will send proposed DAAS system changes to Director, U.S. AMC Logistics Support Activity, AT-TN:AMXLS-RSS, Redstone Arsenal, AL 35898-7466 for forwarding to HQDLA.

d. DAAS output is retransmitted by data pattern or format message through AUTODIN or by mail, based on rules and records in sections III and IV.

e. In response to questions, DAAS will provide source of supply information to subscribers using procedures in section V.

f. When the Defense Integrated Data System (DIDS) is inoperative, and accurate and timely source of supply file maintenance cannot be accomplished, AMC will, when directed by DAASO, implement the emergency procedures in DOD 4000.25-10-M.

g. Changing from existing rules on MILSTRIP and MILSTRAP and excess report message content are not authorized.

Section II Responsibilities

14-4. Defense Communications Agency

The Director, DCA, provides—

- a. Communication services needed to operate DAAS.
- b. Guidance on communication policies and procedures.

14-5. Defense Logistics Agency

The Director, DLA—

- a. Operates DAAS.
- b. Develops and expands the system to service total logistics management and traffic needs of DOD components and GSA.

14-6. Defense Automatic Addressing System Center(DAASC)

The Chief, DAASC—

- a. Operates and maintains DAAS.
- b. Develops systems and procedures for operating DAAS.
- c. Compiles, maintains, and transmits DAAS statistical data and provides logistics information data services.
- d. Operates the system and publishes DOD 4000.25-6-M, and DOD 4000.25-8-M.
- e. Reviews all changes to processing rules submitted by Military Services and agencies to ensure compatibility with logistics policies.
- f. Operates the Defense Program for Redistribution of Assets(DEPRA) for—
 - (1) Recording and processing PACOM/EUCOM excess reports, and
 - (2) Redistributing excess items through requisitions from the PACOM/EUCOM theaters.
- g. Compiles, maintains, publishes, and distributes MILSTRIP RICs and addresses (Supplement 1 to DOD 4000.25-1-M). See paragraph C-2.

14-7. Headquarters, Department of the Army

HQDA will—

- a. Prescribe overall guidance to U.S. Army activities using DAAS.
- b. Provide alternate membership to the DAAS Focal Point Committee.

14-8. CG, U.S. Army Materiel Command (AMC)

CG, AMC will—

- a. Within HQDA guidelines, control Army implementation of DAAS rules and policy.
- b. Provide primary membership to the DAAS Focal Point Committee. Receive, develop, and recommend changes to Army and DAAS policies as outlined in DOD 4000.25-10-M.
- c. Approve, and provide to DAAS, the Army rules of routing under which DAAS will process and transceive Army logistic transactions.
- d. Through supervision and inspection, ensure that all Army activities comply with this regulation.
- e. Initiate action to correct unsatisfactory conditions disclosed by official reports.
- f. Receive notice of, and direct changes to, any Army regulations or instructions that conflict with this chapter.

14-9. Commanders of Army activities

They will ensure that—

- a. Messages that contain logistic documents are addressed to the proper communication routing indicator of the DAAS facility servicing the Army activity.
- b. Logistic documents are prepared in prescribed formats.
- c. Documents that require security classification are processed as prescribed in AR 380-5 and they are not electrically transmitted to or through DAAS.
- d. Logistic messages comply with current communication procedures in the AUTODIN Operating Procedures.

Section III Subscriber Procedures

14-10. General

Documents will be assembled into messages suitable for electrical transmission. The messages will be prepared in accordance with JANAP 128. They will be addressed to the DAAS named to serve the subscribing activity, without regard to the addresses within the message text (fig 14-1).

14-11. Batching documents

a. Activities will not batch or group logistics documents by type, content, or any other distinction other than as noted in b(3) below. Traffic going to DAAS will be batched as generated. A single logistic message may contain many types of transactions and for various distributions.

b. Input is limited to documents as shown in table 14-1 and service messages.

(1) DAAS cannot process transactions (other than service messages) that contain narrative exception and supplemental data or data not conforming to JANAP 128. They will be rejected to the originator.

(2) Service messages are short, concise messages prepared as prescribed in JANAP 128. They are used by data communication personnel to exchange information. Examples are to expedite traffic handling, message corrections, retransmission verifications, acknowledgments, tracers, and other matters on network management and operations.

(3) The main indicator of whether documents can or cannot be commingled is the Content Indicator Code (CIC) as shown in table 14-1. Generally, all traffic with like CICs can be batched. The general types of documents below will not be commingled:

- (a) Financial transactions.
- (b) Back-order validations.
- (c) Inquiry documents ("Q" document identifier).
- (d) Service messages.

14-12. Preparing messages

a. *General.* Logistic messages will be prepared in machine-sensible format. (The format of individual documents within the message will not be changed.)

b. *Use of data message.* DD Form 1392 (Data Messageform) provides information to the communication facility on how to prepare header documents for transmission. See table 14-2.

(1) CICs originators will use table 14-1 when preparing DD Form 1392.

(2) DAAS will inform each Army activity of the specific DAAS facility communication routing indicator to which the subscriber will transmit all its logistic messages.

(3) No more than 500 documents are permitted in a batch. This includes the message header and the end-of-transmission(EOT) documents. Messages that contain more than 500 documents will be broken down as prescribed in JANAP 128. DAAS will accept messages prepared with either the record count or magnetic tape messages(MTMs) in the record count field of the message header. The record count must appear in the EOT in either case.

c. *Processing documents via magnetic tapes/IBM compatible diskettes (ASCII format).*

(1) DAAS has established a procedure to process documents received by mail in magnetic tape form. Documents recorded in these media may be mailed to a DAAS facility for processing when—

- (a) It is desirable or required by the originator.
- (b) Service is interrupted by MINIMIZE.
- (c) There is a terminal malfunction.
- (d) Transmission rate is limited by slow speed terminal.
- (e) Abnormal volumes are generated by periodic data processing cycle or unusual activity.

(2) There may be times when the operating condition of a DAAS facility makes it difficult to provide this support responsively. The originator should contact the assigned DAAS facility before mailing documents. The DAAS facility will approve or designate another DAAS facility to which the documents are to be mailed.

d. Batching documents. Documents prepared in MILSTRIP format will be batched in lots of 498 documents or less. Each batch will be preceded by a message header line and followed by an end-of-transmission (EOT) line. Each shipment will be accompanied by a letter that identifies the documents submitted, and gives all pertinent information on their origin and the required processing. Any documents rejected from a batch will reference the message header when they are returned.

e. Batching magnetic tapes. Documents prepared in magnetic tape format will be batched in lots of 498 documents or less. Each batch on the tape will be preceded by a message header line image and followed by an EOT line image. CIC from table 14-1 will be used in each header EOT line image. The number of documents per tape is limited to 20,000. However, multiple tapes may be mailed in the same shipment. The tape will be one-half inch, industry compatible, and written in one of the following modes: 7 track, 556 bpi, BCD; 9 track, 800 bpi, ASCII; or 9 track, 800 bpi, EBCDIC. There will not be a header label or a tape mark in front of the message header of the first batch. Each record (message header, detail document image, or EOT) will be a single 80 character block. End of data on each tape will be shown by two tape marks. Message header and EOT formats will be as prescribed by JANAP 128 as though the messages were for transmission through AUTODIN. Each shipment of one or more tapes will be accompanied by a letter that fully describes the tape specifications, all record layouts, and the options used to produce them. The letter will also include the number of documents on each tape. Any documents rejected will reference the batch message header when they are returned.

f. Condition MINIMIZE. When MINIMIZE is imposed to limit or to preclude transmitting logistics traffic to a communications terminal within a certain area, DAAS will continue to be the destination point for messages. After processing these documents, DAAS will prepare messages to forward the documents to their destinations. DAAS, as the originator of the messages to forward documents to their destinations, will implement any MINIMIZE procedures when imposed on its addressees. Subscribers will not withhold AUTODIN data pattern traffic from DAAS when MINIMIZE is imposed. As an exception, the subscriber is within the geographical area of a MINIMIZE condition which restricts logistic traffic. If so, the subscriber will continue to send documents to DAAS by AUTODIN, Teletype/Fleet Broadcast, mail and courier, and under conditions of the announced MINIMIZE. Whether documents will be mailed or carried by courier to DAAS will depend on the commander's decision on implementation of the MINIMIZE.

14-13. Rejected documents

a. General. Document processing by DAAS requires that only certain data fields be interrogated, edited, or verified as valid for acceptance. Documents that DAAS cannot process are returned to the originator by service message (CIC ZYUW and LM FCC). The message will contain a statement or code outlining the reason for return. The returned documents and related narratives or codes are based on the first discrepancy detected in processing. There may be others in the same documents that the DAAS narrative may not reference.

b. Reason for discarding message. DAAS discards the entire

message when it contains a CIC other than that authorized in table 14-1 or when the document count is wrong. The originating communications terminal is advised of this.

c. Rejecting documents for local procurement. DAAS will reject documents when source of supply record is coded "decentralized." This procedure is limited to CONUS requisitions that do not contain advice code 2A. A DIC AE9 document with status code CP and DAAS RIC (from) in the rejected document will be returned to the transaction originator.

d. Rejecting MILSTRIP documents due to DIC/NSN incompatibility. DAAS will edit DICs A0A, A01, AMA, AM1, ATA, and AT1 to ensure that there is an NSN in rp 8-20. Documents that do not contain NSNs will be returned to the originator.

e. Other rejects. DAAS examines certain elements of input transactions to determine the addressee and to ensure that the RICS of the activities that will receive response transactions are valid. Transactions will also be returned for the reasons below.

(1) *Garbling or dropped punches.* Transactions will be returned for corrections and resubmission as a new message.

(2) *Document identification.* This occurs where there is an invalid DIC and DAAS cannot identify the document, the document is not to be transmitted electrically, or the document is not authorized for transmission to the DAAS.

(3) *Invalid service code.* DAAS cannot identify the service code in the document.

(4) *Invalid RIC.*

(a) "To" RIC. RIC cannot be determined by use of Source of Supply File, or it is not in Supplement 1, DOD 4000.25-1-M, MILSTRIP.

(b) "From" RIC. For DICs D4_, D6_, D7_, D8_, D9_, DA_, DD_, DF_, DG_, DH_, DJ_, DK_, DL_, DU_, DW_, and DZ_, the appropriate data field contains other than blanks, or a valid RIC from Supplement 1, DOD 4000.25-1-M, MILSTRIP.

(5) *Invalid activity address code.* Code not recorded on DODAAF.

(6) *Invalid country code.* Code not recorded in MAPAD.

(7) *Invalid NIIN.* The NIIN contains alphabetic characters or blanks.

(8) *Supplementary address change.* When rp 30 contains a valid Service or Agency alpha designator and rp, 45 contains a 0, DAAS will change the 0 in rp 45 to a Y.

f. DAAS generated service request. All service requests generated by DAAS on rejected documents specify whether the discarded documents or messages are to be re-entered into the communication system as a retransmission or a resubmission. Originators will make corrections and re-enter the document into the system.

g. Fund code validation. For incoming requisitions (AO), passing orders (A3), referral orders (A4), modifiers (AM), and follow-ups (AT only), DAAS validates the fund code (rp 52-53) against the Army Service code entry (W) in rp 30 for signal codes A or J and in rp 45 for signal codes B and K. The fund code in the transaction must be loaded in the table for the Service code (rp 30 or 45) of the transaction. For signal codes C and L, the fund code must be valid for the Service code in rp 30, and rp 30 must equal "W." If DIC AO_, A3_, A4_, AM_, or AT_ does not pass the above DAAS edits, DAAS will reject them back to the requisitioner with an on-line supply status DIC AE9 and a reject status code CX.

14-14. Tracing messages

a. For tracing transmissions, senders of messages will keep a record of the original message header document and the individual documents within the message for 10 days (JANAP 128). The record may be maintained in any format convenient for the sender (e.g., listings and magnetic tape).

b. When a status or reply to a message has not been received within the prescribed time, the sender will provide the DAAS facility with all the information in the original message header document.

c. DAAS retransmits or resubmits designated messages when the receiver requests. The request should comply with communications procedures to give the message number and date/time field. It

should identify the errors in the transmission and indicate whether the message is to be retransmitted with a pilot header containing CIC ZDKW or resubmitted without one.

Section IV DAAS Procedures

14-15. Actions prior to processing

a. The header and EOT of each message that DAAS receives is examined before processing the documents in the message text.

(1) Messages identified with ZYUW or ZYVW series CICs are narrative or service messages and are printed rather than processed as documents.

(2) Messages with improper CICs are not processed. The originating communications center is so advised.

(3) DAAS maintains two message header files, one at Dayton, Ohio, and one at Tracy, California. Each file contains message header information received by DAAS for 30 days. All incoming data pattern message headers, at each site, are processed against the local message header file.

(a) If the incoming message header has a CIC denoting "Suspected Duplicate" (SUSDUPE) and the header information matches a record in the resident DAAS message header file, which reveals the message has been previously received, delete the entire SUSDUPE message.

(b) If the incoming message header has a CIC denoting SUSDUPE, but the other data in the header does not match any record in the resident message header file, DAAS will remove the SUSDUPE sentinel and continue routine processing.

(c) If DAAS receives a message without a SUSDUPE sentinel but the message header information matches a record in the resident message header file, which showed that DAAS has received the message previously, delete the entire message. A communications service message will be sent to the originating station routing identifier (OSRI). The service message will advise the originating station that the message was deleted and request that it be reviewed for duplication. If it is not a duplicate, the originating station should resubmit the documents in a new message.

(4) The documents in all accepted messages are counted and reconciled with the record count of the originator. Any variance in count causes the message to be discarded and the originator so advised.

b. Each document is examined to determine the type and the originating Military Service or agency. It is then processed in the routine established for that document for that Military Service or agency. DAAS returns documents not authorized for DAAS processing and unidentified documents to the originator. See paragraph 14-13 for reject criteria.

c. After processing, documents for a given destination are batched, a message header and EOT are prepared, and a new message is assembled for transmission through AUTODIN. Documents to be mailed are accumulated for the normal mail cycle. All other documents are accumulated by destination, considering applicable message precedence and CIC. The message precedence is determined by the document priority. The message CIC is determined by the DIC.

d. Primary record used to process documents is the item source of supply (SOS). This record contains SOS for each NIIN as recorded by the IMMs, Air Force, Army, and Navy through DIDS to DAAS.

14-16. Processing of documents

Documents processed by DAAS are grouped as traffic to be routed or to be passed. Routed traffic are those documents for which DAAS rules and records are used to determine the addressee. Generally, these are documents that were generated by a supply customer (e.g., requisitions, requisition modifiers, excess reports, and financial billings). Passed traffic are those documents that are routinely sent to the addressee designated by the originator. Passed

traffic includes status notice, materiel release orders, and redistribution orders. A brief resume of routing by document identifier is at table 14-1.

a. DAAS first checks to see if the Army has a special supply rule that applies. These rules follow:

(1) *Army International Logistics Program*. Army ILP requisitions and passing orders are routed to ILP when received from an originator other than USASAC. When received from USASAC, they are routed the same as non-ILP requisitions or passing orders. Exceptions are certain peculiarly coded documents identified by Army as requiring special routing.

(2) *DAAS transmission of Army document images*. To provide Army data needed to maintain the LIF, and provide more accurate and timely billing, DAAS sends copies of documents to the Army activities below:

(a) All Army "A" series (other than MAP) documents to USAMC LOGSA, Redstone Arsenal, AL.

(b) All excess report and follow-on (FT_) (other than MAP) documents to USAMC LOGSA, Redstone Arsenal, AL.

(c) Selected "A" series documents with the letter "B" in rp 30 to USASAC, New Cumberland, PA and USAMC LOGSA, Redstone Arsenal, AL.

(d) All excess reports and Army follow-on (FT_) documents with the letter "B" in rp 30 to USASAC, New Cumberland, PA.

(e) Selected FTR documents from S9M (DPSC) to U.S. Army Medical Materiel Agency (USAMMA) (B69).

(f) Selected A series documents with "U" in rp 54 for USAMMA.

(g) All DIC AD5 documents being transmitted to storage activities. They will be sent in a separate message (not batched with other A_ series documents), using CIC IAZZ with a text header document. This document will read, "Forward AD5 documents to installation transportation officer immediately upon receipt."

(h) All excess reports (FTEs) with the letter "T" in rp 70 to the LCA.

(i) All "A" series DICs for other Services and Federal agencies with FSG 13 or 14 in rp 8-9, or FSC 6920 or 8140 in rp 8-11 when either or both rp 30 and 45 are other than A, C, or W and rp 4-6 is non-Army to AMCCOM (RIC B14).

(j) DIC D6S transactions which contain FSG of 13 (rp 8-9) or FSC of 8140 (rp 8-11) to AMCCOM (RIC B14), and D6S transactions which contain A or W in rp 30 with distribution code U in rp 54 to USAMMA (RIC B64).

(k) Image of DIC D6S, materiel receipt acknowledgement, transactions to USAMC LOGSA, Redstone Arsenal, AL when rp 30 or 45 is A, B, C, or W, to include D6S transactions which contain FSG of 13 (rp 8-9) or FSC is 8140 (rp 8-11) regardless of Service code in rp 30 or 45.

(l) All Army transactions with RICs S9S and S9P in rp 4-6 or rp 67-69 to the USAMC LOGSA, Redstone Arsenal, AL.

(3) *Army medical requisitions*.

(a) All requisitions (A01/A0A documents) addressed to USAMMA (B69) will be processed unchanged. DAAS will send them to USAMMA. This will be without regard to the DAAS SOS record.

(b) All requisitions for Army medical war reserve materiel will be routed to RIC B69. These requisitions will contain RIC S9M in rp 4-6, service code A or W in rp 30, and project code 3AA in rp 57-59. In addition to requisitions (A0), all DIC AC_, AF_, AM_, AK_, and AT_ war reserve materiel documents having the specific above-mentioned entries will also be routed to RIC B69. After review and validation, RIC B69 will retransmit to RIC S9M.

(4) *Selected item document routing*. All Army requisitions (service codes A or W) for selected items assigned to DLA or GSA for integrated management will be routed to the ATCOM (RIC A35) or the Army Support Activity, Philadelphia. This will be in accordance with item SOS changes furnished by those activities.

(a) GMPA will use the format below (table 14-3) to send SOS changes to DAAS for the selected GSA/DLA items. This format will be used to designate the selected items to be routed to GMPA and to change the routing back to proper DLA/GSA sources:

Table 14-3
Format for ATCOM (RIC A35) Submission of SOS Changes to DAAS for Selected GSA/DLA Items

Record Position: 1-3
Entry: Constant "SEE"

Record Position: 4-26
Entry: Leave blank.

Record Position: 27-39
Entry: NSN

Record Position: 40-42
Entry: Constant "GDA"

Record Position: 43-45
Entry: RIC "A35" (for GMPA)

Record Position: 46-47
Entry: Leave blank.

Record Position: 48-52
Entry: Effective date, with year in positions 48-49 and Julian date in positions 50-52

Record Position: 53
Entry: Leave blank.

Record Position: 54-55
Entry: Constant "U3"

Record Position: 56
Entry: "A" for item addition or "D" for item deletion

Record Position: 57-80
Entry: Leave blank.

(b) DAAS will provide DIC AE9 documents to the proper status recipients for those requisitions and passing orders routed to GMPA.

(5) *Processing of DIC A_3 documents with "Q" in rp 54.* On DIC A_3 documents, edit rp 54 for compatibility with rp 30. If compatible, continue to process. If not compatible, edit for "Q" in rp 54. If there is "Q" in rp 54, match to rp 45 and continue to process. If rp 54 is not compatible with rp 30 nor rp 45, terminate.

(6) *DICs BAH, BAO, BEQ, SARSS interface with LCA from CTASC-II hardware at EAC and Corps level.*

(a) Upon receipt of DIC BAH, demand report transaction, DAAS will route to LCA when rp 30 contains A, C, or W.

(b) Upon receipt of DIC BAO, shipment status inquiry to LCA from SARSS-1, DAAS will pass to LCA (RIC BY9 in rp 4-6) when rp 30 contains A, C, or W.

(c) Upon receipt of DIC BEQ, response to SARSS-1 shipment status inquiry from LCA to SARSS-2B, DAAS will route to RIC in rp 70-72 (SARS-2B) to a communication routing identifier (COMMRI) and route accordingly.

(7) *DAAS edit of rp.* DAAS edits rp 62-63 of DIC FTM for presence of TCN/GBL. If rp 62-63 are blank, the FTM is returned to the originator by service message stating that rp 62-63 of TCN field contain blanks.

(8) *DIC BE3, CA supply status.* Upon receipt of the DIC BE3, CA supply status, DAAS will convert to DIC XE3 and pass to the LOGSA. No additional status distribution will be made on this document. DIC BE3 is in the same format as the supply status transaction (DIC AE_) except for the DIC BE3 in rp 1-3, a blank in rp 54, and status code CA in rp 65-66.

(9) *DIC B6Z.* Upon receipt of the DIC B6Z, materiel receipt image (other than procurement instrument source), DAAS will edit rp 30 for presence of Army service code A, B, C, and W, and pass to the LOGSA.

(10) *DIC B8S, BAY, BAZ.* DAAS will pass these transactions to RIC in rp 4-6 and provide an image to LOGSA when rp 30 or 45 contains an A, B, (FMS), or W.

(11) Supply and shipment status for non-Army requisitions processed by Army. For all A-series DIC documents processed by Army

(Army "A" or "W" RIC in either rp 4-6 or rp, 67-69), in support of non-Army requisitioners (when rp 30 contains other than A, C, or W), DAAS will provide image copies of such documents to the LIF. In those instances where the non-Army requisitioner is a DOD dependent school (HE in rp 30-31), requisitions (DIC AO) will not be included as they do not pass through DAAS; however, ensuing status transactions as a result of these requisitions do pass through DAAS and images of these documents will be provided to the LOGSA.

(12) *DIC BE9, requisition image.* Upon receipt of LOGPLAN execution order instructions from AMC/OTSG or Mobilization Station/Training Base Installation execution instructions from HQ FORSCOM, DAAS will route DIC BE9 transactions to the requisitioner, rp 30-45. In addition, an image of the transaction will be provided to LOGSA for posting to the LIF (see chap 12).

(13) *DIC DZA (SIMS-X).*

(a) DAAS will route to Army SOS when rp 72 is A, B, C, or W and Army is supply source. If Army is not identified as the SOS, transaction will be rejected to the originator with in-the-clear message (RIC in rp 4-6 not Army SOS for SIMS-X). DAAS will provide image of DZA (SIMS-X) transactions to LOGSA.

(b) DAAS will edit rp 67-69 for RICs AEN, AEZ, C37, C39, C55, or C92 and rp 72-77 for DODAACs WK4VID, WK4GGB, W80D82, WK4E1E, WK4F8Q, WK4FOV, or WK4FUG. When rp 67-69 contains one of the above RICs or rp 72-77 contains one of the above DODAACs, DAAS will provide an image copy to 200th TAMMC (RIC C08) and continue to process as in (a) above.

(14) *DIC DZA (Total Asset Visibility (TAV)).* For all DZA (TAV) DIC documents containing RIC B64 (MICOM) in rp 4-6, DAAS will provide an image copy to SIMA (routing indicator 'RUEPABE'/ content indicator 'IHAE'), overlay rp 80 with a 'T' (on image copy), and continue to process.

(15) *DIC B99 exception data MRO image.* Upon receipt of this transaction from an ICP, indicating an MRO with exception data was provided to the depot, DAAS will pass to LOGSA for posting to the LIF.

(16) *DICs BXA-BXS.* DAAS will pass the transaction to RIC in rp 4-6 when rp 4 contains A, B, C, or W.

(17) *DIC BZF.* LCA materiel returns data base (MRDB) inquiry request and DIC BZG, LCA MRDB inquiry response. Upon receipt of these two transactions, DAAS will pass to the RIC in rp 4-6.

(18) *DIC BMB.* Upon receipt of DIC BMB, Foreign Military Sales Publication Requisition, with a letter "B" in rp 30 DAAS will pass this data to CDRUSASAC, NEW CUMBERLAND, PA, COMM RI, RUEMANB.

(19) *DIC BKA-BKJ.* Upon receipt of DIC BKA-BKJ, DAAS will edit as follows:

(a) If rp 4 contains the letter "A", "B", "C", or "W", DAAS will pass the transaction to LOGSA MIIC, CHAMBERSBURG, PA, by way of their COMMRI.

(b) If rp 4 is blank, DAAS will edit rp 30 for the presence of the letter "A", "B", "C", or "W". If any of these letters are in rp 30, DAAS will pass the transaction to LOGSA MIIC, CHAMBERSBURG, PA, by way of their COMMRI.

(c) If the transaction does not pass the above edits, DAAS will reject it back to the submitter by way of a service message.

b. If outside the scope of a(l) above, further routing is based on the following:

(1) If the SOS in the Military Service record (Army) is a DA activity and it is not coded "inactivated," the document is routed to the recorded Military Service activity.

(2) If the SOS in the Military Service record is an IMM source or it is an activity of the Army that is coded "inactivated," the document is routed to the SOS in the IMM record. Exception: the IMM record does not contain a source. If no source is recorded in the IMM record, the document is routed to the SOS in the Military Service record.

(3) If the SOS in the Military Service record is an activity of another Military Service, the document is routed to the SOS in the record of other Military Service. Exception: That source is an IMM SOS, blank, or coded "inactivated." If so, the document is routed to

the SOS in the IMM record unless it does not have a source. If no SOS is recorded, the document is routed to the SOS in the record of the parent Military Service of the activity that prepared the document.

(4) If the SOS in the Military Service record is blank, the document is routed to the SOS in the IMM record. Exception, it does not have a source. If so, the document is passed to the addressee shown in rp 4-6.

c. DAAS edit of incoming requisitions is as follows:

(1) DAAS will edit all incoming requisitions and other MILSTRIP transactions for data errors and validity in accordance with paragraph 14-13.

(2) As a result of these edits, DAAS will correct data entries or reject transactions. In the case of source-of-supply errors, the correct supply source will be entered in the routing identifier code field (RIC-TO) and the transaction rerouted, as appropriate.

(3) There will be no FSC/NIIN compatibility edit performed by DAAS. DAAS will route/pass all requisitions to the wholesale supply source, retaining the FSC entered by the requisitioner. Wholesale supply source FSC/NIIN compatibility edit is described in paragraph 4-7c.

d. Documents passed (table 14-1) are processed by the support segment to—

(1) Determine if they are to be included in the DAAS message output.

(2) Select the proper COMM RI for transmission through AUTODIN.

e. When the addressee is determined, the document is sent through AUTODIN or mailed.

f. Supply documents routed by DAAS may be sent to a place other than shown in the document. The originator is advised by DIC AE9 MILSTRIP document with status code BM in rp 65-66 and the RIC in rp 67-69. Notice is also sent on routing changes for excess reports (DIC, FTC, FTE, or FTF,) when any of these contain other than M&S code 9. Notice is a DIC FTQ with advice TZ in rp 65-66, DAAS RIC in rp 4-6, and the changed RIC in 67-69.

g. DAAS determines, when processing requisitions, whether the Military Service/IMM record used for routing is coded "inactivated." DAAS inserts an "I" in the MILSTRIP demand code field, rp 44 of the document, to advise that it pertains to an inactivated item of supply. This procedure is applied by DAAS for those requisitions routed according to item SOS records.

h. Documents transmitted to AUTODIN data pattern terminals, except as in paragraph 14-20, are saved up to 10 minutes for MILSTRIP supply priorities 01-08. They take up to 1 hour for all other documents listed in table 14-1. Documents sent in format messages to other than data pattern terminals are saved up to 1 hour without regard to supply priority. Documents sent by mail are batched in unlimited quantities on a set cycle, normally once per day, and mailed. Normal mailing includes 25 documents or less per envelope. When numerous documents have been saved up, they will be boxed and mailed.

i. MILSBILLS processing (DOD 4000.25-7-M) DIC F/G_ will not be intermixed in same bill. Route to COMM RI "RUEOZZA." Complete bill will consist of not more than 496 data documents:

(1) Summary document (DIC FS_/GS_).

(2) Loss adjustment documents (if required).

(3) Detail billing documents (not to exceed 494).

(4) Must be in sequence cited above.

(5) Multiple bills may be sent in one message.

(6) DAAS will—

(a) Provide narrative header document for "accounting and finance officer."

(b) Route to billing address shown in DODAAD.

(c) Retain on file for 60 days to provide retrieval capability. (See table 14-4 for document format.)

j. Upon receipt of transceived DIC APX transactions for MOV processing DAAS will retransmit the specific batch of AN_ documents as shown in rp 7-10 to the recipient. Any mailed APX

documents which may have been received by DAAS will be subsequently mailed to the source of supply preprinted on the back of the APX document.

k. Supply sources/shipping activities provide initial requisition status to DAAS on DIC AE8, AS8, or AU8 transactions. DAAS will convert the A_8 to the appropriate DIC AE_, AS_, or AU_ and make distribution in accordance with table 4-9.

14-16-1. DAAS response to MOV requests

The DIC AP8 transaction may be used for units unable to respond to MOV cycles due to various situations (e.g., field maneuvers) or used in conjunction with regular MOV processing. For implementation of the following procedures DAAS will maintain a historical record of all DIC AN_ transactions processed for each MOV cycle.

a. Deployed units, afloat units, and CONUS/OCONUS locations which are unable to acknowledge receipt or respond by the prescribed date (table 4-2) may request DAASO to provide temporary response to MOV requests. The unit must first request and obtain approval from the MACOM or theater/fleet commander. Upon approval, the MACOM/fleet commander will formally request this action from DAASO by message (figure D-11.1). The request will be for only one cycle at a time (i.e., a separate message will be required for each MOV cycle). Upon receipt of the message request, DAAS will generate and process a DIC AP8 transaction (paragraph E-28.1, table E-30.1) which will in turn generate DIC AP_ MOV responses to inventory control points (ICPs). (NOTE: Requests received prior to the beginning of any MOV cycle will enable DAAS to suppress the DIC AN_ transactions to the affected activity.)

b. MOV activities may submit a DIC AP8 (paragraph E-28.1, table E-30.1) to DAAS as a single MOV response transaction for all MOV backorders which are verified as valid and when the quantity remains unchanged, in lieu of individual DIC AP responses for each DIC AN_ MOV request. DAAS will convert the single DIC AP8 transaction to individual DIC AP_ responses, using their DIC AN_ history file. These DIC AP_ responses will be transmitted along with any individual DIC AP_ responses generated by the MOV activity for records which have changes, to the proper ICP. DAAS will process the DIC AP8 no earlier than 7 days after receipt, but no later than the last day of the cycle. MOV activities using the DIC AP8 process must ensure that DIC AP_ responses are generated for any record which is different from the DIC AN_ transaction. Otherwise, DAAS will generate a DIC AN_ response to the ICP indicating "no change."

14-17. DAAS processing of requisitions for DOD excess personal property from disposal

a. DAAS will pass all A0_ documents with DRMS RIC S9D in rp 4-6 to DRMS.

b. A0_ documents without RIC S9D in rp 4-6, but which do contain alpha code J, K, L, R, or S in rp 40 will be routed to DRMS. DAAS will provide AE9 supply status with BM status code.

c. A0_ documents which have neither RIC S9D in rp 4-6 nor alpha code J, K, L, R, or S in rp 40 will be routed according to established DAAS source of supply rules.

d. Requisitions with DIC A0B/A02 and RIC S9D in rp 4-6 will be processed by DAAS to obtain an NSN.

(1) If an NSN is found for the part number, DAAS will change the DIC to A0A/A01, pass the requisition with the NSN to DRMS, and provide AE9 supply status with status code BG.

(2) If an NSN is not found, DAAS will reject the requisition, returning it with a service message in accordance with paragraph 14-13. The service message will read: "PN could not convert to NSN for DRMS processing. Send new requisition to SOS."

14-18. DAAS processing of GFM transactions

See Chapter 16 for DAAS processing GFM transactions.

14-19. NSN validation and source edit of excess reject (DIC FTR) documents

a. The following routing procedure covers only DIC FTR documents that have been initially routed to an SOS and returned to

DAAS with advice codes SC (ICP/IMM of the reported item cannot be determined) and SD (NSN not identifiable). All other DIC FT_documentation is handled under provisions of DOD 4000-25-1-M. See also table 14-1 for routing of DIC FT_documents.

b. DAAS edits excess report reject documents (DIC FTR) received from item managers that contain advice codes SC and SD. The report is edited to determine if the original excess report (DIC FTE) has been sent to the correct item manager, and whether the correct FSC was cited in the NSN. Some excess reports are sent directly to item managers without going through DAAS. Accordingly, DAAS converts the DIC FTR rejects to DIC FTEs, with corrected FSC. DAAS also sends the DIC FTE back to the rejecting item manager or routes the DIC FTE to the correct item manager.

c. If the NSN validation and source edit reveals the NSN was correct and belongs to the item manager sending the DIC FTR, it will be converted to a DIC FTE. Advice code 3T will be entered in rp 65-66 and returned to the item manager.

d. If it cannot be routed to an item manager, the edit provides for rejecting documents with advice codes SC or SD. These codes will be converted to TC (not creditable-disposal authorized) when item is DLA, GSA, IMM, or Navy managed. The edit also provides for converting advice code SC to SD when the parent Military Service, or an IMM, is not recorded in DAAS records. If the advice code is already SD, no change is made.

e. When DAAS converts DIC FTR to DIC FTE according to this paragraph, a DIC FTQ document with status code TZ is sent to inform the recipient, shown in rp 7, of the FSC change and the reroute by DAAS. The "change to" RIC will be recorded in rp 67-69.

f. DAAS will validate MILBILLS transactions as follows:

(1) Document count in rp 5-7 of the summary document to total supporting documents.

(2) "Bill To" address in rp 30-35 of summary document.

(3) Dollar value in rp 65-73 of summary document to dollar total in rp 65-73 of detail documents.

(4) Failure to pass any of the above edits will cause rejection to input COMM RI. A narrative cause of rejection will be furnished.

(a) Standard DAAS reject format-2 lines.

(b) References input message number.

g. DAAS will edit DIC FTR rejects from GSA with status code SC as follows:

(1) If the NSN is correct and belongs to GSA, DAAS will change the status code in rp 65-66 to TC and forward the DIC FTR to the reporting activity.

(2) If the NSN is correct and it is managed by an ICP/IMM other than GSA, DAAS will change the DIC FTR TO DIC FTE, enter advice code 3T in rp 65-66, and transmit to correct ICP/IMM.

(3) If the NSN is not correct and it is a GSA managed item, DAAS will change the DIC FTR to DIC FTE with correct NSN, enter advice code 3T in rp 65-66, and transmit to GSA.

(4) If the NSN is not correct and it is managed by an ICP/IMM other than GSA, DAAS will change the DIC FTR to DIC FTE, correct NSN, enter advice code 3T in rp 65-66, and transmit to correct ICP/IMM.

(5) If the NSN cannot be identified, DAAS will change the status code to SD and transmit the DIC FTR to reporting activity.

14-20. Conversion of PN requisitions to NSN requisitions

Part numbers received by DAAS in DIC A02/A0B requisitions will be referred to DIDS. It must be determined if the PN in the requisition can be cross-referenced to the proper NSN and converted to an NSN requisition (DIC A01/A0A).

a. On successful processing through the DAAS edit, the PN requisition and the date or time of its entry is recorded in a suspense file. At that time a PN interrogation (DIDS input DIC LSD) is prepared and sent to DLSC. The PN requisition remains in the suspense file as follows:

(1) Until a response (DIDS output DIC KSD) transaction has been received from DLSC, or

(2) Until 12 hours have elapsed since the date/time of the PN requisition entry into the suspense file.

b. If no response has been received from DLSC after 12 hours, the PN requisition will be removed from the suspense file. It will be processed as a PN requisition (DIC A02/A0B). Those PN requisitions are normally passed to the activity shown by the RIC in rp 4-6.

c. Interrogation responses (DIC KSD) from DLSC are processed against the PN requisition suspense file. Any DIC KSD response for which there is no matching entry will be discarded. When the DIC KSD matches an item on the suspense file, the item will be retrieved from the suspense file as follows:

(1) When the DIC KSD response contains codes K1 or K2 (definitive match-RNVC 2 or 3) or codes P1 or P2 (possible match-RNVC 2 or 3), the NSN will be screened against the NSN SOS record of the Military Service or IMM/WIMM SOS. If the DAAS SOS file does not contain an NSN by which a requisition can be routed, the PN requisition will continue through normal PN (DIC A02/A0B) processing and will not be converted to an NSN (DIC A01/A0A). If DAAS can route the requisition by NSN SOS, the PN is changed to the matching NSN and the DIC is changed to A01/A0A. When a requisition containing a part number (DIC A02/A0B) is converted to an NSN (DIC A01/A0A), DAAS will blank fill the reference identification field, rp 70-80.

(2) When the DIC KSD response contains screening codes other than K1, K2, P1, or P2, the PN requisition will be processed through normal PN (DIC A02/A0B) procedures without conversion to NSN.

d. When a DIC A02/A0B requisition is converted to a DIC A01/A0A, a DIC AE9 transaction with status code BG is transmitted in accordance with the M&S code and distribution code. The converted requisition is then processed as an original DIC A01/A0A.

e. When a DIC A02 requisition is not converted to an A01, and rp 57-59 is project code JZO, JZC, or JZM, it will be passed to Defense Construction Supply Center (DCSC) (RIC S9C). DAAS will pass to DLA Supply Center with a "Z" in rp 44. (See para C-7b(6).) This is to indicate to DLA that DAAS had processed the part number through DLSC from an NSN match. (This code will not be passed or used by any Army SOS.)

14-21. DAAS processing of logistics asset support estimate (LASE) transactions (DIC DTA and DTD)

DAAS will edit the NSN field for a valid National Item Identification Number (NIIN), correct Federal Supply Class (FSC), and correct source of supply.

a. Valid NIINs (including those coded obsolete or inactive) with wrong FSCs will be corrected by DAAS. Status code BG will be furnished the requester via DIC DZ9. (See para E-279, table E-297).

b. Valid NIINs (including those coded obsolete or inactive) will be screened in the source of supply (SOS) file Service record (or Integrated Materiel Manager (IMM) record when the Service record source is either another Service/Agency activity or matches the input transaction routing identifier "from") and processed as follows (SOS for obsolete/inactive items will be taken from the SOS file when possible; otherwise, the SOS will be the activity identified by the RIC in rp 4-6 of the incoming transaction.):

(1) If the RIC in rp 4-6 is the correct non-GSA source of supply, DAAS will pass the transaction.

(2) If the RIC is incorrect and GSA is not the correct source of supply, DAAS will reroute to the proper source of supply. DAAS will furnish the requester a DIC DZ9 with status code BM.

(3) If GSA is the correct source of supply, DAAS will reject the transaction with reject advice code AX using DIC DZG. (See para E-287, table E-305).

c. NIINs that cannot be identified will generate a DIC DZG (para E-287, table E-305) with reject advice code AD in rp 79-80.

Section V Other Services

14-22. General

With routing of Supply documents, DAASC will maintain the files and provide the services below.

14-23. MILSTRIP routing identifier code (RIC)File

RICs are assigned for processing inter- and intraservice and agency logistical transactions. The codes are used as SOS codes, intrasystem routing codes, and shipper codes. Each service and agency will assign RICs to its facilities and activities. RICs consist of 3 digits. The first digit must be alpha, second and third positions may be alpha or numeric or a combination. LOGSA will assign, change, and issue RICs for the Army. DAAS maintains the file for all Services and agencies.

14-24. MILSTRIP shipment status correlation file

DAAS, on receipt of DIC AS_ (shipment status) for routing, will establish a shipment status correlation (SSC) file. This will be done by recording the DIC AS_ 80-column image within the SSC file. After recording, the DAAS will transmit the DIC AS_ to the intended recipient.

14-25. Processing of MRAs by DAAS

a. The DAAS will use the MRA to update the DAAS SSC file and (using agreed on Army special SOS rules) route image documents to the USAMC LOGSA, Redstone Arsenal, AL.

b. If the document number of the MRA is not recorded in the DAAS SSC file, the DAAS will retain the MRA and route an image document to LOGSA.

c. Monthly, the DAAS will screen the SSC file for delinquent shipments. Delinquent shipments are those shipment status documents (DIC AS_) recorded in the DAAS SSC file for which MRAs have not been received. Also, 90 days have elapsed since the shipment dates as recorded in the AS_ document. For these shipments, DAAS will prepare a MRA that contains DIC D6S, and a "D" in rp 7 and send an image copy to LOGSA.

d. Monthly, the DAAS will summarize all MRAs, including those for delinquent shipments, and send to: U.S. Army MILSTEP Central Processing Point (CPP), Director, USA Systems Integration and Management Activity, ATTN: AMXSI-GL, Chambersburg, PA 17201-4180.

e. Quarterly, (as of the end of Mar, Jun, Sep, and Dec) the DAAS will prepare a listing, by requisitioning activity, showing the record of delinquent shipments. Two copies of the listing will be sent to the DOD MILSTRAP System Administrator. One copy will be sent to the Director, U.S. AMC Logistics Support Activity, ATTN: AMXLE-RSS, Redstone Arsenal, AL 35898-7466. Compliance with MRA procedures must be determined and appropriate action taken.

14-26. Military Assistance Program Addresses File (MAPAF)

a. The master MAPAF contains the addresses of country representatives (CR), freight forwarders (FF), and customers-within-country. The addresses are needed for releasing FMS/MAP Grant Aid shipments, and sending related documents.

b. From the MAPAF, DAASO prepares the MAPAD. A new basic directory will be prepared and published every 2 years. It will be updated monthly by formal page changes.

14-27. Item source of supply interrogations

a. *General.* DAAS provides item SOS data in response to interrogations. The SOS data provided is taken from the DAAS file, as updated by DIDS. It is not taken from that currently in the DIDS repository. Sequencing of the interrogations is not required by DAAS because the SOS data are recorded in random access mode. DAAS responses will be in the same sequence as received. The response will show the NSN/NIIN (as contained in the request) and the SOS recorded for the IMM, Air Force, Army, Navy and Navy

Special. If there is an FSC in the SOS record of the Military Service or agency of the inquirer, it will be entered in rp 66-69 of the response (DIC QUR) transaction. If the SOS column of the Military Service or agency of the inquirer does not contain an FSC, the SOS column of the IMM, Army or Navy, in that order, will be checked. If one is found, it will be entered in rp 66-69 of the DIC QUR. Record position 65 of the DIC QUR will be used to show which SOS column contained the FSC shown in rp 66-69. The alpha designators for rp 65 are: I for IMM, A For Army, F for Air Force, or N for Navy. If there is no source recorded in the DAAS SOS record, rp 65-69 of the DIC QUR will be blank. The SOS codes consist of MIL RI and special codes described in table 14-4.

b. *AUTODIN CIC IHJC interrogation and response.* This is limited to those activities identified by an assigned RIC and served by a data pattern terminal. The message may contain up to 498 item interrogation documents. It will be addressed to the DAAS facility assigned to the subscriber. It will contain CIC IHJC. DAAS response will be by message, identified by CIC IHJD, and addressed to the originating RIC. Formats in table 14-4 apply.

c. *AUTODIN CIC IHHF interrogation and response.* This is limited to those activities served by a data pattern terminal but are not identified by an assigned RIC. These interrogations will be prepared without a DIC in rp 1-3 and without the originating RIC in rp 4-6. However, it will show the NSN in rp 8-20. The message may contain up to 498 item interrogation documents. It will be addressed to the DAAS assigned to the subscriber and will contain CIC IHHF. The message will also include a narrative statement that identifies the documents as interrogations and advises whether responses are to be mailed or sent electrically. Responses sent electrically will be assembled in the format at table 14-4. Record positions 1-7 will be blank.

d. *Mail interrogation and response.* This is limited to those activities not served by a data pattern terminal or the requestor does not wish to receive the responses via AUTODIN. The interrogation may be by letter or magnetic tape/IBM compatible diskettes (ASCII format).

(1) Letter interrogation will contain the NSN or NIIN of the items to be interrogated. The DAAS response will be a listing of the SOS record which will be mailed to the requestor.

(2) Document interrogations will contain the NSN in rp 8-20 of the items to be interrogated. The transmittal letter will contain the volume of documents to be interrogated and whether the response is to be machine listings or transceived. DAAS will prepare them in the format at table 14-4. Record positions 1-7 will be blank.

(3) Magnetic tape interrogations will contain the NSN of the items. The tape will be one-half inch and written in either 556 or 800 bpi density. The transmitted letter will contain the volume of items to be interrogated, describe the layout and blocking factors, and state whether the response is to be machine listing or magnetic tape. If magnetic tape is to be used for response, DAAS will prepare it in the format at table 14-4. Record positions 1-7 will be blank.

e. *Interrogations via telephone.* This is limited to seven items or less. It must be feasible for the telephone conversation to continue for the time needed to make the interrogations and read back the responses.

14-28. Activity address interrogations

See chapter 9 for maintenance of the DOD Activity Address File (DODAAF) and inquiry procedures.

14-29. Processing of mass and universal cancellation documents

a. Upon receipt of the mass or universal cancellation message, the DAAS will begin the establishment of a transportation to supply documentation correlation (TSDC) file. As the supply shipment status (DIC AU7) documents are received from the storage activities, they will be entered into the TSDC file.

b. When confirmation of shipment diversion documents is received from the DTS, the DAAS will match the transportation control number (TCN) with the TCN in all applicable DIC AU7 documents in the TSDC file. The DAAS will generate a DIC AE9

with supply status code B6 for each DI Code AU7 matched to the source of supply indicated by the RIC in rp 4–6 of the DIC AU7. In this instance, the AE9 will contain the DODAAC of the new consignee in rp 45–50.

c. When denial of shipment diversion documents is received from the DTS, the DAAS will match the TCN with the TCN in all applicable DIC AU7 documents in the TSDC file. The DAS will generate a DIC AE9 with supply status code B8 for each DIC AU7 matched to the source of supply indicated by the RIC in rp 4–6 of the DIC AU7.

d. When request for disposition instructions document is received from the DTS, the DAAS will match the TCN with the TCN in all applicable DIC AU7 documents in the TSDC file. The DAAS will generate a narrative message to the designated canceling service

contact point(s) which provides the contact point(s) with the TCMD document data, plus all supporting DIC AU7 document(s) which compose the shipment.

e. For those DIC AU7 documents on which confirmation/denial of shipment diversion, or request for disposition instruction documents is not received within 21 days of the date of the mass or universal cancellation message, the DAAS will initiate a shipment tracer action in accordance with DOD 4500.32–R (MILSTAMP) to the POE indicated in rp 78–80 of the DIC AU7.

f. When confirmation/denial of diversion, or request for disposition instruction documents is received from the transportation clearance authorities, and the DAAS does not find a corresponding DIC AU7 record within the TSDC file, the DAAS will forward the documents to the shipping activity identified in the transportation mass/universal cancellation status documents.

**Table 14–1
General Routing and Passing Rules**

Document Identifier Code	Content Indicator Code To DAAS	Content Indicator Code From DAAS	General Rule
A01–A0A	IAZZ	IAZZ	Route to SOS in the DAAS file. If no SOS is shown, pass on rp 4–6.
A_5, A_E	N/A	Return to originator.
A3_,A4_	IAZZ	IAZZ	If directed to a GSA source (rp 4–6), process against DAAS SOS edit and route accordingly. All others, pass on rp 4–6.
AD_	IAZZ	IAZZ	Route on rp 47.
AE, AS, AU	IAZZ	IAZZ	Route to rp 54 when rp 40 is A–F (TPF).
AE1, AN1, AS1, AU1	IAZZ	IAZZ	Route on rp 30–35.
AE2, AN2, AS2, AU2	IAZZ	IAZZ	Route on rp 45–50.
AE3, AN3, AS3, AU3	IAZZ	IAZZ	Route on rp 54.
AE8, AS8, AU8	IAZZ	IAZZ	Convert third position to appropriate 1, 2, 3. Route under rules for AE1/2/3, AS1/2/3, or AU1/2/3.
AEA, AEB, AED	IAZZ	IAZZ	Pass to USAILCOM.
AN4	IAZZ	IAZZ	Route on rp 55.
AN5	IAZZ	IAZZ	Route on rp 56.
AN9, ANZ	IAZZ	IAZZ	Route on rp 30–35.
AT/AM_	IAZZ	IAZZ	Route to SOS in DAAS file. If no SOS is shown, pass on rp 4–6.
AC/AF	IAZZ	IAZZ	Pass on rp 4–6.
ASY	IAZZ	IAZZ	Route under rules for AE1/2/3 to all eligible status recipients, but do not change DIG.
All other “A” series	IAZZ	IAZZ	Pass on rp 4–6.
B series documents	IAZZ	IAZZ	Pass on rp 4–6. For BE9 transaction, route to DODAAC in rp 30–35 (see chap 12).
D series documents (except DU, DW, DXA/ DXB, DZA, and D6S)	IAZZ	IAZZ	Pass on rp 4–6.
D6S	IAZZ	IAZZ	See paragraph 14–16a(2)(j).
DU, DW (MILSTRAP only)	IAZZ	IAZZ	Pass on rp 67–69.
DXA/DXB	IAZZ	IAZZ	Pass on rp 67–69.
DZA	IAZZ	IAZZ	Pass on rp 4–6.
DZA (SIMS–X)	IAZZ	IAZZ	See paragraph 14–16a(13).
DZA (TAV)	IAZZ	IAZZ	See paragraph 14–16a(14).
F series less “FT” series	IFBB	IFBB	Route on rp 30–35.
FTE (O/T M&S code 9)/	IAZZ	IHAE	Route same as DIC AO series.
FTC (O/T M&S code 9)/			Route GSA item to GSA.
FTF (O/T M&S code 9)			
FTA/FTC/FTE/FTF, all with M&S code 9 and valid rp 52 “bill to” address	IAZZ	IHAE	Pass on rp 4–6.
FTA (O/T M&S code 9)/	IAZZ	IHAE	Pass on rp 4–6.
FTM/FTP/FTT			
FTB/FTD/FTQ/FTR/FTZ/FT6	IAZZ	IHAE	Route on rp 7.

Notes:

¹ Those DIC FT documents from overseas are routed as above, but through the Defense European and Pacific Redistribution Activity (DEPRA) for control purposes.

Table 14-2
DD Form 1392 (Data Messageform) Entries

Block Title	Explanation
PRECEDENCE LMF	Enter "routine," "priority," or "immediate." Enter one of the line media formats (LMFs) below: CC—card to card. TC—tape to card. With few exceptions, the LMF will always be "CC". Enter "UNCLAS."
CLASSIFICATION ADDRESSEE (clear text)	Enter a clear, concise address (e.g., Commander, Defense Automatic Addressing System Center, 1080 Franklin St., Dayton, OH 45444-5320; Commander, Defense Depot Tracy, ATTN:DAAS Facility, Tracy, CA 95296-0940)
TRANSACTION COUNT (detail transactions)	Enter the total number of text transactions in the message. The maximum number of text transactions permitted in each message is 498.
ORIGINATOR'S IDENTIFICATION CONTENT IND	Self-explanatory. Enter one of the content indicator codes below: IAZZ—For all action Logistics Documentation. IHHF—For all source of supply changes. ZYUW—For all narrative messages. ZYYY—For all suspected duplicate messages with pilot header transactions.
RELEASING OFFICER'S SIGNATURE OFFICE SYM & EXT REMARKS	Self-explanatory. Self-explanatory. For the originator's remarks to convey additional information to communications personnel.

Note: For communications personnel, see JANAP 123(a).

Table 14-4
DAAS Tape and Document Formats for Item SOS Interrogations

Transaction Columns	Data Elements
1. Interrogation format	
1-3	QUE (identifies SOS interrogation).
4-6	RIC to whom response will be sent.
7	Blank.
8-20	NSN
21-69	Blank.
70-80	Reserved for internal control and use by submitter.
2. DAAS interrogation response format.	
1-3	QUR (identifies DAAS response).
4-6	RIC of addressee.
7	Blank.
8-20	NSN
21-28	IMM record.
(21-22)	Constant IM.
(23)	Blank.
(24)	Inactivated item indicator—code I or blank.
(25-27)	SCS Code.
(28)	Blank.
29-36	Air Force record.
(29-30)	Constant AF.
(31)	Blank.
(32)	Inactivated item indicator—code I or blank.
(33-35)	SOS code.
(36)	Blank.
37-47	Army record.
(37-38)	Constant AR.
(39)	Blank.
(40)	Inactivated item indicator—code I or blank.
(41-43)	SOS code.
(44)	Blank.
(45-46)	Stop see indicator—code VV or blank.
(47)	Blank.
48-64	Navy record.
(48-49)	Constant NA.
(50)	Blank.
(51)	Inactivated item indicator—code I or blank.
(52-54)	SOS code, Navy regular.
(55)	Blank.
(56-61)	Constant NS SPL.
(62)	Blank.
(63-64)	SOS code, Navy Special.

Table 14-4
DAAS Tape and Document Formats for Item SOS Interrogations—Continued

Transaction Columns	Data Elements
1. Interrogation format	
65	Alpha designator or source of FSC in rp.66-69-I=IMM, A =Army, F =Air Force, N =Navy, Blank=None.
66-69	FSC recorded in DAAS files for activity shown in rp 65-blank if no FSC recorded.
70-80	Take from original interrogation.
70-80	Coast Guard Record.
(70-71)	Constant CG.
(72-73)	Blank.
(74-76)	SOS code.
(77)	Blank.
(78-80)	Identification symbol.

3. Single bill retrieval and transmission format.

1-3	QB1
4-6	SGA
7-29	Blank.
30-35	Bill to address (DODAAC)
36-38	Bill date 36 =Year 37-38 =Month (01; 02; etc.)
39	Blank
40-44	Bill number
45-50	Billing office (DODAAC)
51-69	Blank
70	Enter "A"—Provides retrieval and retransmission
71-30	Blank

Note: For other than single bill retrieval, call DAAS-VL (DSN: 850-6395/5044 or COMMERCIAL 513-296-6395/5044).

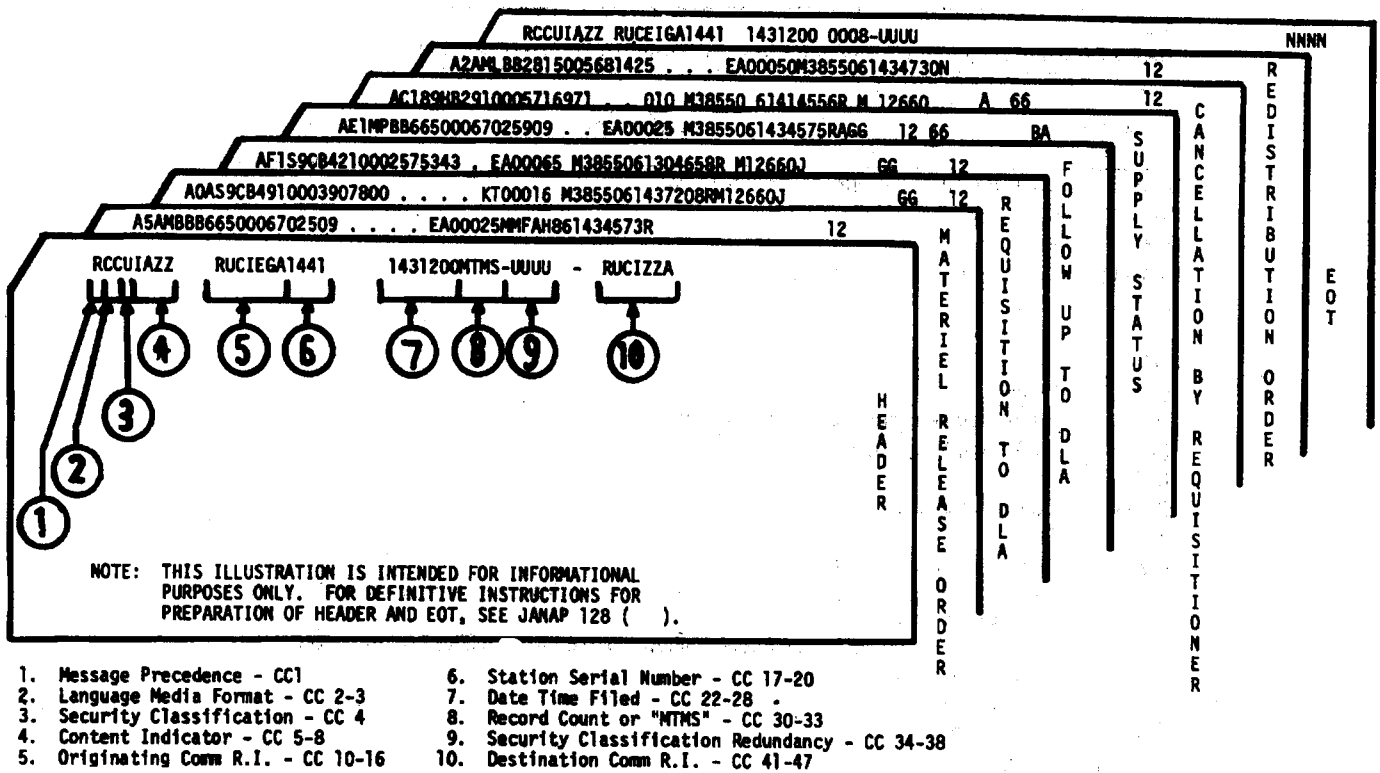


Figure 14-1. Sample Message to DAAS Facility

Chapter 15 Logistics Asset Support Estimate

Section I General

15-1. General

a. This chapter contains automated procedures for Military Services to determine the ability of IMMs to support contingency or operational plans, projects, and other important programs. See table 15-1 for a list of those activities authorized to submit asset support requests. The IMMs are—

- (1) Defense Logistics Agency (DLA).
- (2) Defense Supply Centers (DSCs).
- (3) The ICPs of the Army, Navy, Air Force, Marine Corps, and Coast Guard.

b. GSA does not take part in this program and will not respond to asset support requests (ASRs).

15-2. Objectives of the program

a. This program is to obtain a general estimate of the type of supply support to be rendered when a MILSTRIP requisition is not pertinent to a stock status inquiry. Asset Support Requests (ASRs) will be created in conjunction with particular programs or projects. These ASRs will be created by persons responsible for scheduling, planning, or reporting on the overall supply support status of major equipment or systems.

b. This program is not intended for routine stock status inquiries when normal MILSTRIP should be used.

c. MSCs will respond to ASRs received from activities listed in table 15-1.

Section II Submitting ASRs

15-3. Logistics data

The requesting activity will determine the type of logistics data needed. See applicable request codes in table 15-2. The requesting activity will then send an ASR document to the IMM that manages the item for which supply support capability data are needed. The format for the ASR document, identified by DIC DTA, is provided in paragraph E-269 (table E-287).

a. If the information should basically be asset data (on hand and due-in), send an ASR with request code A (table 15-2) in rp 7 to the proper IMM.

b. If the information wanted is on back order, send an ASR with request code B (table 15-2) in rp 7.

c. If both asset and back order data are wanted, send an ASR with request code C (table 15-2) in rp 7.

15-4. Sending ASRs

ASRs (DIC DTA) will be routed via AUTODIN, if available, to the IMM using CIC "IAZZ." Submitters will enter the RIC of the IMM in rp 4-6 of the ASR. Requesters collocated with the IMM are not required to use AUTODIN, and may send the ASR document directly to the proper office.

15-5. Identification of replies

Replies to ASR documents are identified by DICs DTB and DTC. See section III. The IMMs will reply via AUTODIN, except in the case of collocation. DAAS will recognize the DICs for passing to the requesting activity under CIC "IHAD." See paragraph E-270 (table E-288).

15-6. ASR follow-up

If the requesting activity has not received an ASR document or a transaction reject document within 15 calendar days from the date the request was sent to the IMM, it may submit a follow-up. The ASR follow-up document, DIC DTD, is prepared as shown in paragraph E-272 (table E-290). It is transmitted the same as DIC DTA.

15-7. DAAS processing

a. The DAAS will edit, pass, route, or reject DIC DTA and DTD transactions; it will also send DIC DZ9 status notification (para E-279, table E-302) or DIC DZG transactions (para E-287, table E-305) to reporting activities. DAAS will pass or route requests to the appropriate IMM using CIC "IHAC." DAAS processing of these transactions is covered in paragraph 14-21.

b. Recipients of DIC DZ9 status notification will—

(1) If the status code is BM, update internal ASR records to show the source of supply RIC in rp 67-69 of the DZ9.

(2) If the status code is BG, update internal ASR records to show the FSC entered in rp 8-11 of the DZ9.

(3) Notify other activities requiring knowledge of the change in source of supply or FSC.

(4) Ensure all future transactions submitted for the document number show the change identified by the status code.

c. Recipients of DZG transaction rejects with a reject advice code AB will advise the LOGSA of a DAAS source of supply file discrepancy. If the requirement still exists, requesters must send a new ASR directly to the correct supply source, bypassing the DAAS.

15-8. ASR that cannot be processed

a. ASR documents that the receiving IMM cannot process will be returned on a transaction reject transaction (DIC DZG) (para E-287, table E-305). It will specify a reject advice code AA, AB, AD, AF, AT, AU, or AV (para C-43, table C-67).

b. If appropriate, the requesting activity will correct the ASR document and resubmit. When this is done, it is not necessary to adjust the date of the request. As an exception, there was an error in the original "Date of Request" entry in rp 36-39 (reject advice code AF).

Section III Replying to ASRs

15-9. Time frame and contents of ASR replies

a. AMC MSCs and other DOD IMMs will normally respond to ASR documents within 5 working days. All cases will be responded to within 10 working days.

b. Output depends on the request code entered in rp 7 of the ASR document. (See table 15-2).

(1) Replies to requests that contain request code—

(a) "A" will contain DIC DTB. Format is at paragraph E-270 (table E-288).

(b) "B" will contain DIC DTC. Format is at paragraph E-271 (table E-299).

(c) "C" will contain DIC DTB and DTC.

(2) Replies to initial ASRs (DTA) will retain the request code of the DTA.

(3) Replies to ASR follow-ups (DTD) will contain request code J, K, or L.

c. When an ASR is received on a nonpreferred NSN, the ICP or IMM may provide data for the replacing preferred NSN. When this is done, the asset support reply will show the replacing preferred NSN in rp 8-20 and a code 1 in rp 76. See paragraphs E-270 (table E-288) and E-271 (table E-289).

15-10. Receipt and transmission of ASRs

ASR documents, except when the IMM is collocated with the requesting activity, will be received via AUTODIN from DAAS under CIC "IHAC." ASR documents, except for collocation, will be transmitted via AUTODIN through DAAS using CIC "IAZZ."

15-11. Records of ASRs and replies

No record of ASR documents and replies will be retained within automated systems. There will be no duplicate check. However, listings of the data in each batch of asset support reply documents will be sent to the item managers for review and control. These listings will be retained for at least 90 days and then destroyed.

15-12. Return of ASRs

ASR documents that cannot be processed will be returned to the requesting activity using DIC DZG (para E-287, table E-305). Reject advice codes for use on DZG replies to ASRs are: AA, AB, AD, AF, AT, AU, AV, and AX. These are defined in paragraph C-43 (table C-67). If the RIC of the requesting activity (rp 27-29 of DIC DTA or DIC DTD) is invalid or is not an authorized requesting activity, reject using DIC DZG with reject advice code AV. Reject code CJ may be used when requests are received for an obsolete or inactive NSN which cannot be supported.

15-13. AMC MRCs processing of DIC DTD follow-ups

In processing DIC DTD follow-ups (para 15-6), the request code in the asset support reply transactions (DIC DTB or DIC DTC) will be changed from A, B, or C, to J, K, or L, respectively, as shown in table 15-2. Replies to ASR follow-up documents will be transmitted the same as normal replies.

Table 15-1
Activities Authorized to Submit Asset Support Requests

Submission Routing Identifier	Authorized Activity DODAAC
A12	W58HZ1
A35	W25PVR
AP5	W25LMQ
AKZ	W56HZV
AKZ	W56KXS
AKZ	W80KTY
B14	W52H09
B16	W15GK8
B16	W15P61
B16	W15P62
B16	W15P66
B16	W15P7U
B16	W15P86
B16	W15QPC
B16	W80KQR
B16	W800SLL
B16	W80YBX
B16	W80YBY
B16	W80YB0
B17	W58H0Z
B10	W52G2J
B29	W62G2W
B40	W16G1A
B46	W73HYT
B50	W45N7V
B64	W31G3H
B69	W23MWR
BA0	W31G1Y
BG0	W22L11
BK0	W25G1Q
BL0	W22G1F
BR0	W45G18
BT0	W67G22
BY0	W24GIV
BY7	W25P02
C17	WK4NP7
W82	W23RYX
N21	N00019
N22	N00023
N23	N00024
N25	N00025
N32	N00383
N35	N00104
N44	N00030
N47	N00367
N77	N00039
N79	N0708A
N87	V57016
NDZ	N00244
NDZ	N65888
NHZ	N00102
NJZ	N00151
NKZ	N00181
NNZ	N00189

Table 15-1
Activities Authorized to Submit Asset Support Requests—Continued

Submission Routing Identifier	Authorized Activity DODAAC
NNZ	N65887
NOZ	N00228
NOZ	N65885
NQZ	N00221
NRZ	N00612
NUZ	N00406
NWZ	N00251
P14	N00163
P58	N00197
P61	N00446
P64	N00164
P65	N60478
P71	N60701
P72	N00109
P73	N00253
P83	V53825
PGZ	N00311
PJZ	N00207
PJZ	N65886
PPZ	N00204
PPZ	N65889
PTZ	N00146
PTZ	N65923
Q32	N00191
R22	N65584
R24	N65580
R34	N60258
R41	N00249
MBB	M93728
MC1	MMC100
ML3	MML100
MPB	M98820
MR1	MMR100
DB6	FB5270
DCG	FB2180
DLE	FB2006
DSA	FA2833
F46	FB2373
FA9	FB2008
FFB	FB2049
FFZ	FD2040
FGB	FB2029
FGZ	FD2020
FHB	FB2039
FHZ	FD2030
FLB	FB2065
FLZ	FD2060
FNH	FA2303
FPB	FB2059
FPZ	FD2050
FPK	FD2388
FWA	FA5000
FWB	FB7000
FWD	FA5612
FWF	FB2300
FWH	FA2812
FWJ	FA3012
FWK	FA3300
FWM	FA6600
FWO	FA2500
FWQ	FA4413
FWR	FA5260
FWS	FA4502
FWT	FA4826
FMU	FA7037
FWY	FA3115
FWZ	FA6190
FWZ	FB6251
S9C	SC0700
S9E	SC0900
S9G	SC0400
S9H	SL4703
S9I	SC0500

Table 15-1
Activities Authorized to Submit Asset Support
Requests—Continued

Submission Routing Identifier	Authorized Activity DODAAC
S9M	SC0200
S9T	SC0100
Z1C	ZZ0001
ZNC	ZZ0003
ZQC	ZZ0002

Notes: AMC MSCs will respond only to ASR activities listed above. Other Army activities that wish to be added to the list must send a request to Commander, AMC, ATTN: AMCLG-MS,5001 Eisenhower Avenue, Alexandria, VA 22333. The request must adequately justify the need for ICP asset status data.

Table 15-2
Request Codes (Asset Support Requests)

Number of Characters: One
Type of Code: Alphabetic

Explanation: Identifies the type of data requested and furnished
Record Position: 7

Code	Explanation
A	Request for asset data. Input of this code results in output of DIC DTB.
B	Request for back order data. Input of this code results in output of DIC DTC.
C	Request for both asset and back order data. Input of this code results in output of both DIC DTB and DTC.
J	Output by IMM in response to a follow-up that contained request code A.
K	Output by IMM in response to a follow-up that contained request code B.
L	Output by IMM in response to a follow-up that contained request code C.

Chapter 16

Control of Access to DOD Materiel Inventories Required by Defense Contracts

16-1. General

a. This chapter prescribes policies and procedures for providing materiel to contractors from the DOD supply system. These procedures, hereafter referred to as Government furnished materiel(GFM) requisition validation procedures, establish guidelines for requisitioners, authorized contractors, and Services/Agencies to obtain Government materiel for consumption in support of contract requirements.

b. Any attempt to circumvent the GFM requisition validation procedures contained in this chapter is sufficient cause to refer violations to the appropriate criminal investigating activity. This action will be taken to determine possible fraud, waste, or abuse violations. Violation referrals to criminal investigating activities will be made by either the sponsoring Service or the MCA monitoring the contract. Specific attention should be given to reports of rejected transactions and violations discovered during the post-validation process.

c. Discrepancies between shipments and receipts of Government materiel to a contractor, and the disposition of residual materiel in possession or control of a contractor, will be governed by the terms of the contract in compliance with the Federal Acquisition Regulation (FAR) or DOD Supplement to the FAR (DFAR). FAR or DFAR guidance should not prevent a reconciliation of items and

quantities provided to the contractor in the performance of a contract upon contract termination.

16-2. Applicability

a. These procedures apply to all contractors requisitioning from the DOD supply system and all activities providing materiel from the DOD supply system to contractors for specific contractor consumption in support of contract requirements. Ammunition production is excluded except for production of ammunition by commercial activities assigned a Service code contractor DODAAC(e.g., C-series for Army).

b. Procedures applicable to the control of materiel issued to contractor under repair and return for which the Army retains materiel accountability are contained in Section XI, Chapter 5.

16-3. Policy

a. When contractors acquire Government materiel for consumption under the terms of GFM, the requisition validation procedures in this chapter will be followed.

b. Contractors will furnish all materiel needed to fulfill Government contracts. When it is in the best interest of the Government (e.g., economy, standardization, expedite production), materiel may be provided to a contractor at the expense of the Government as Government furnished materiel (GFM). The contracting officer must be informed of the decision to provide GFM early in the contracting process. This is to enable the contracting officer to describe the GFM in the solicitation sent to prospective contractors. Decisions to provide contractors GFM will be supported by sound rationale and documented for future reference. A decision to provide or not provide GFM will be a requirement under the maintenance and supply support elements of Integrated Logistic Support Planning (DODI 5000.39).

c. Special attention will be given to providing materiel in excess of the Approved Force Acquisition Objective (AFAO) stock level, when feasible.

d. All requisitions and associated transactions containing a Service/Agency code designated for contractors (paras C-5 and C-6; table C-10) in rp 30-35, or in 45-50, will be processed under GFM controls and restrictions except when the signal and fund code indicate contractor reimbursement by other than an Army contractor. All Army contractor requisitions and associated transactions will be processed under GFM controls.

e. A Management Control Activity (MCA) will be established to maintain central control over all Government materiel provided to a contractor as Government furnished materiel (GFM) from the DOD supply system. The MCA will have a unique routing identifier code and for wholesale level MCAs a distribution code.

f. DOD supply sources will not process requisitions identified to a contractor, as indicated in paragraph 16-3d above, that have not passed through and been approved by an MCA using the GFM requisition validation process contained in this chapter.

16-4. Establishment of a management control activity (MCA)

The activity establishing a contract which authorizes use of Government materiel by contractors will set up an MCA. The MCA will keep central overall control/visibility of all Government materiel provided to a contractor including control over contractor access to the DOD supply system by setting up a system which—

a. Identifies all materiel provided to a contractor by the Government either directly from a contracting activity or through the use of requisitioning procedures, as contained in this chapter.

b. Ensures that contractor or Service-initiated requisitions in support of contractor requirements are sent through an MCA for validation and approval.

c. Restricts contractor access to specific predetermined items or classes of materiel. This will be done by making sure that requisition validity and authority comply with an existing contract.

d. Rejects contractor or Service-initiated requisitions that do not comply with the terms of an existing contract.

e. Sends approved requisitions to the proper DOD source of supply.

f. Provides a management reporting system that—

(1) Maintains an active contract, requisition, and shipment status history file for a minimum of 6 months after completion of shipment or requisition cancellation. This will serve as an auditable record of transactions and tool for providing timely responses to follow-ups. MCAs will maintain an index of requisition history records by procurement identification records until contract termination.

(2) Provides DOD Contract Administration Offices (CAOs) status reports. These reports will show shipments of materiel to contractors, receipts, and contractor requisitions rejected. (See para 16-10.)

16-5. Preparation of GFM requisitions and related transactions

a. All requisitions and associated transactions containing a Service/Agency code designated for contractors (paras C-5 and C-6; table C-10 for Service code designations) in rp 30-35, or 45-50 restrictions. Except for Army(C-series DODAAC), if the signal and fund codes indicate the issue will be with contractor reimbursement (bill-to contractor), GFM controls will not be required. All Army contractor requisitions and associated transactions must be processed under GFM controls.

b. Requisitions may be initiated by the responsible activity initiating the contract or, subject to the terms of the contract, by the contractor. Requisitions for GFM will be prepared and initially submitted using current MILSTRIP media transmission techniques to the MCA designated for monitoring the contract. DAAS will be used to the extent practical.

c. In addition to normal requisition data, GFM requisitions will contain the following:

(1) DIC A01, A02, A04, A05, A0A, A0B, A0D, A0E, A3_, or A4_ in rp 1-3.

(2) RIC in rp 4-6 identifying the appropriate MCA monitoring the contract.

(3) Contractor generated requisitions will contain the appropriate contractor DODAAC in rp 30-35.

(4) Service/Agency generated requisitions will contain the appropriate contractor DODAAC in rp 45-50.

(5) The Defense Logistics Agency (DLA) will enter a 3-position Manufacturer Directive Number (MND) in rp 54-56 in lieu of a contract number in rp 73-80. The number will consist of a distribution code, rp 54, and a 2-position alpha/numeric internal control code, rp 55-56.

(6) Other Service/Agencies will enter the contract call order number in rp 69-72 and the last eight positions of the procurement item identification number (PIIN) in rp 73-80. This will be a mandatory entry if the MDN is not entered in rp 54-56.

(7) Army will enter the contract call order number in rp 70-73, the contract line item number (CLIN) in 74-77, and the Subordinate CLIN (Sub-CLIN) in rp 78-79 for wholesale level initiated contracts.

(8) GFM non-NSN requisitions (other Service/Agency only) will be identified with an E in rp 68 and the contract call order number and PIIN as indicated in paragraph (6) above.

16-6. Submission of GFM requisitions and related transactions

a. Frequency of submitting GFM requisitions is left up to the requisitioner. GFM requisitions will be submitted when necessary to meet contract requirements.

b. GFM requisitions and associated GFM transactions will be initially submitted to an MCA.

c. It is mandatory that GFM requisitions be forwarded to the appropriate MCA for validation regardless of origin (i.e., contractor or Service/Agency initiated). After validation by the MCA, the requisition will be sent to the source of supply. When the Service/

Agency activity preparing the requisition is the SOS and is collocated with the MCA, internal processing of transactions is authorized; otherwise, the transmission of the requisition should be via DAAS, where practical. When requisitions are validated internally, a record of the MCA validation (DIC AX1/AX2, see para 16-8) will be recorded.

d. Modifier transactions (DIC AM) are authorized for GFM requisitions only to modify the project code, priority designator, advice code, and/or the required delivery date. Modifier transactions may not be used to change the supplementary address to a contractor's supplementary address. Modifier transactions are subject to GFM controls and validation procedures.

16-7. MCA processing of GFM requisitions and related transactions

a. *MCA initial processing.*

(1) The MCA will initially receive GFM requisition transactions (para 16-5c(1)), follow-ups (DIC AT_), and requisition modifiers (DIC AM_ only for RDD, project code, PD, or advice code changes). Upon receipt of GFM requisition transactions, MCAs will generate DIC AE_/BD status to indicate the requisition is undergoing editing/validation. Additional documents to be received and recorded by MCAs include supply (DIC AE_) and shipment (DIC AS_) status, MOV transactions (DIC AN_ and AP_), follow-ups (DIC AF_, AK_), and cancellations (DIC AC_), and for Army, materiel receipt acknowledgement transactions (DIC D6S). All other DICs will be rejected with status code CR.

(2) Based upon criteria furnished by procurement/contracting offices, the MCA will validate the data elements and codes in GFM transactions as indicated in table 16-1. The MCA will make changes, reject, or continue processing action, as appropriate.

(3) MCAs may receive telephonic requisition(s), PD 01-08, for GFM under emergency conditions; (e.g., potential contract work stoppage). When this occurs, the MCA may telephone the requisitioner(s) to the appropriate supply source and validate the requirement(s) afterwards. If the post validation process reveals the requisitioner is not authorized GFM, take the following actions:

(a) Submit cancellation requests to the appropriate supply source.

(b) Advise the appropriate criminal investigating agency for determination of fraud, waste, or abuse violation.

(4) The MCA will maintain requisition history files to serve as an auditable record of GFM transactions. In addition, the MCA will generate reports as indicated in paragraph 16-10.

b. *MCA actions in preparation of forwarding GFM transactions to the appropriate supply source.* Upon completion of editing/validation process, as indicated above, the MCA will make the below listed changes and forward GFM transactions through DAAS (optional only when the MCA and SOS are collocated in the same distribution system) to the appropriate supply source. Note: Army and DLA MCAs will forward GFM requisitions to the source of supply via passing order (DIC A3). Air Force will use DIC A0_, with Navy and Marine Corps using DIC A4_.

(1) Change requisition to DIC A3, as appropriate.

(2) Insert the RIC of the supply source in rp 4-6, or last known source of supply for follow-ups and cancellations.

(3) Enter appropriate signal code in rp 51, and fund code in rp 52-53.

(4) Delete the data in rp 54 and insert the following distribution code as applicable:

(a) TROSCOM - I.

(b) MICOM - L.

(c) CECOM - P.

(d) AMCCOM - S.

(e) TACOM - Y.

(f) AVSCOM - E.

(g) USAIMMC - 8.

(5) Delete the data in rp 69-80.

(6) Insert the RIC of the validating MCA in rp 74-76.

c. *MCA validation actions with supply sources.* Supply sources in receipt of GFM requisitions will validate them with the MCA (see para 16-8) using a DIC AX1 transaction. Upon receipt of a DIC

AX1 transaction, the MCA will perform a validation of the requisition requirement, as listed below, and respond to the supply source within 15 days using a DIC AX2 transaction. (See para E-36, table E-38, for format instructions.)

(1) If the MCA records indicate a corresponding requisition has been previously edited and validated by the MCA and is a valid requirement against an authorized contract, the DIC AX2 will contain advice code 2M.

(2) If the requisition has not been previously validated and the call order number/PIIN (or MDN) is not present, the DIC AX2 transaction will contain advice code 2U.

(3) If the requisition has not been previously validated and the call order number/PIIN (or MDN) is present, validate the data elements as indicated in table 16-1, and generate the DIC AX2 transaction as follows:

(a) If the validation process reveals that the contract is not valid, the DIC AX2 will contain advice code 2U.

(b) If the validation process reveals that the requested quantity partially exceeds the contract authorized quantity, the DIC AX2 will contain advice code 2R and the quantity that can be supplied will be entered in rp 25-29.

(c) If the validation process reveals that requested quantity totally exceeds the contract authorized quantity, the DIC AX2 will contain advice code 2Q.

(d) If the validation process reveals that the requested item, or requisitioner, or DODAAC in rp 45-50, is not authorized GFM under a valid contract, the DIC AX2 will contain advice code 2V.

(e) If the validation process reveals that the requested item is authorized, the DIC AX2 will contain advice code 2M.

d. *GFM status and follow-ups.* Each MCA will perform the following functions:

(1) Maintain a record of all supply and shipment status for each GFM requisition processed and provide latest status to contractor in response to follow-ups.

(2) Furnish rejection status for requisitions processed and rejected.

(3) Furnish supply status for requisitions passed or referred.

(4) Followup on each GFM requisition when supply and shipment status has not been received. In addition to information on making follow-ups to supply and shipment status responses (chaps 3 and 4), the following applies:

(a) MCAs will contact contractors when receiving supply source inquiries to determine if a shipment has been received or, if not received, if the requirement remains valid. This action will be taken as a result of supply sources receiving DIC AE6 with BE status from storage activities in response to MRO follow-ups. The MCA will act on behalf of the contractor and provide the appropriate response back to the source of supply. (See para 16-8b(7) for supply source action.)

(b) MCAs in receipt of DIC AE with status code BF from an SOS will review to determine if a valid requisition is on file. If a valid requisition exists, a DIC AT transaction will be generated to the SOS. If a valid requisition does not exist, a report will be generated for internal review. Subsequent receipt of a valid requisition will be processed under procedures in chapter 16.

(5) MCAs in receipt of supply or shipment status without a record of the original requisition will contact the contract administration officer (CAO). MCAs will contact criminal investigative authority upon receipt of supply or shipment status when no contract is on record.

16-8. Supply source processing of GFM requisitions and related transactions

Supply sources receiving GFM transactions (requisitions, passing orders, referral orders, modifiers, follow-ups, and cancellations) regardless of method of transmission will process such transactions using the below listed procedures. Supply sources in receipt of GFM requisitions for items not managed by their activity will generate DIC AE_/CH status to the requisitioner.

a. *Edit.* Transactions will be edited for prescribed data elements

and codes listed at table 4-1. Action will be taken to correct, continue processing, or reject the transaction, as appropriate.

b. *Validation with the MCA.* After performing standard MILSTRIP edits (table 4-1), supply sources in receipt of GFM requisitions (DIC A0_), passing orders (DIC A3_), referral orders (DIC A4_), modifiers (DIC AM_), or DIC AT_ follow-ups, containing a contractor DODAAC in rp 30-35 or rp 45-50 (see para C-5/table C-15 for applicable contractor Service code assigned DODAACs) will perform a supply source/MCA validation process as indicated below, except when the signal and fund codes indicate the issue will be contractor reimbursement (contractor bill-to) and the requisition is other than Army (C-series DODAAC). All Army contractor requisitions and associated transactions will be processed under GFM controls.

Note. When the supply source and MCA are collocated, the MCA validation may be performed internally. However, safeguards must be in-place to ensure only internal transactions are accepted/processed.

(1) For each GFM requisition (DIC A0_) or transaction that is treated as a requisition (DIC A3_, A4_, AT_, AM_), the SOS will create and forward a DIC AX1 transaction to DAAS for processing to the MCA (see para 16-9e) except if the signal and fund code indicate contractor reimbursement (contractor bill-to) and the requisition is other than Army (C-series DODAAC). All Army contractor GFM requisitions and associated transactions will be processed under GFM controls. Further supply action on the requisition transaction will be suspended pending receipt of a DIC AX2 from the MCA (see para 16-7), or until '15' days have elapsed from the date of the DIC AX1, whichever occurs first. If a DIC AX2 is not received from the MCA and '15' days have elapsed, the transaction will be rejected with DIC AE_/DR status.

(2) Upon receipt of the DIC AX2 transaction from the MCA, the supply source will process the suspended requisition based on the advice code provided by the MCA in rp 65-66, as follows.

(a) If the advice code is 2U, the suspended transaction will be rejected with DIC AE_ and status code DB.

(b) If the advice code is 2R, the suspended transaction will be processed for the quantity indicated in rp 25-29 of the DIC AX2. DIC AE_ with status code DJ will be provided for the quantity authorized.

(c) If the advice code is 2Q, the suspended transaction will be rejected with DIC AE_ and status code DQ.

(d) If the advice code is 2V, the suspended transaction will be rejected with DIC AE_ and status code DN.

(e) If the advice code is 2M, the suspended transaction will be processed under applicable supply source procedures.

(f) If the advice code is blank or invalid, the suspended transaction will be rejected with DIC AE_ and status code DR.

(3) If a DIC AX2 is received, and there is a record of the requisition, but no record of a DIC AX1, the DIC AX2 will be discarded, and a DIC AX1 generated and submitted to DAAS for processing to the MCA (see para 16-9e).

(4) If a DIC AX2 is received, and there is no record of the requisition, a DIC AE, with status code BF will be generated. (AMC MSCs will insert an alpha 'X' in rp 80 in order to distinguish this AE_/BF condition. This is to assist internal review requirements required by paragraph 16-7d(4)(b).

(5) If DIC AX2/CL is received from DAAS, generate AE_/CL status.

(6) Under emergency conditions, supply sources may receive telephonic requisitions (PD 01-08) from the MCA or requisitioner. These requisitions may be processed for immediate supply action. After taking supply action, the GFM validation process will be done. If the DIC AX2 is not received from the MCA within 15 days of the DIC AX1, or the advice code received on the DIC AX2 indicates that the requisition is not authorized, the incident will be referred to the appropriate criminal investigating agency.

(7) Followup documents will be processed to determine the current status of requisitions or cancellation requests previously submitted. (See chap 4 for time standards for dispatching status in reply to follow-ups.)

(8) Supply sources in receipt of GFM DIC AT follow-ups or DIC AM_ modifiers with no record of the original requisition will follow the validation procedures in paragraph b above.

(9) Supply sources in receipt of DIC AE6 with BE status from SAs will contact the appropriate MCA for further coordination with the contractor. If the MCA's response indicates a continued requirement, the supply source will generate an MRO modifier, DIC AM, which contains the same data as the original MRO.

16-9. DAAS processing of Army GFM transactions

a. Requisitions. DAAS will pass all Army GFM requisitions (DIC A0A/1, A0B/2, and A0D/4) which contain Service code 'C' in rp 30 or 45 and a second position DODAAC entry of B, D, L, G, M, K, or H to the below designated MCA regardless of entry in rp 4-6.

(1) If rp 30-31 or 45-46 is CB, pass to RIC A81(TROSCOM MCA).

(2) If rp 30-31 or 45-46 is CL, pass to RIC A82(MICOM MCA).

(3) If rp 30-31 or 45-46 is CG, pass to RIC A83(CECOM MCA).

(4) If rp 30-31 or 45-46 is CM, pass to RIC A84(AMCCOM MCA).

(5) If rp 30-31 or 45-46 is CK, pass to RIC A85(TACOM MCA).

(6) If rp 30-31 or 45-46 is CH, pass to RIC A86(AVSCOM MCA).

(7) If rp 30-32 or 45-47 is CGA, pass to RIC A87(USAIMMC MCA).

(8) If rp 30-31 or 45-46 is CD, pass to RIC A88(AMCCOM AMMO).

b. Passing order (DIC A3_). DAAS will pass all GFM passing order transactions(C-series DODAAC in rp 30 or 45) to the RIC in rp 4-6.

c. DIC AT_ and AM_ transactions. DAAS will pass these transactions to the RIC contained in rp 4-6. In order for these transactions to be initially received and processed by an MCA (see para 16-7a(1)), rp 4-6 must contain the appropriate MCA RIC as indicated in paragraph a above.

d. DIC AF_, AC_, and AK_ transactions. DAAS will pass these transactions to the RIC contained in rp 4-6.

e. DAAS will pass all DIC AX1 transactions to the activity identified with a valid MCA distribution code in rp 54, or valid MCA RIC in rp 74-76. DIC AX1 transactions with an invalid MCA

distribution code or RIC will be rejected with DIC AX2/CL status. *Note.* DAAS will maintain a file of all valid Service/Agency MCA coding, RIC and distribution codes for processing DIC AX1 transactions.

f. DAAS will pass all DIC AX2 transactions to the supply source identified by the RIC in rp 4-6.

g. Supply and shipment status. DAAS will provide status to valid entries in rp 30-35, 45-50, and 54 upon receipt of the following supply and shipment status regardless of media & status code:

(1) Supply status (DIC AE_ with reject codes DB, DN, or DR.)

(2) Shipment status (DIC AS_).

h. Receipt acknowledgement. DAAS will provide an image of a materiel receipt transaction (DIC D6S) to a valid MCA listed in rp 4-6 or rp 54 when identified as a receipt acknowledgement for a contractor requisition, rp 30 or 45 equals a 'C.'

16-10. MCA files and reports

a. Files. Each MCA will set up a file for each contract to identify or record the following:

(1) The DODAAC of the contractor.

(2) Each NSN or part number for each item authorized as GFM.

(3) Quantity authorized for each GFM item.

(4) Document serial number assigned to each GFM item.

(5) Dollar value of each GFM item (quantity times unit price equals dollar value).

(6) Each GFM requisition received.

(7) Contract number.

(8) All actions processed on each GFM requisition (e.g., MRO, passing order, supply status, shipment status, and denials).

(9) Contractor consumption data. (Contractor use of DIC BZE, para E-245/table E-263.)

(10) Materiel receipt acknowledgement data. (Contractor use of DIC D6S, para E-248/table E-266.)

b. GFM status report, parts I and II (RCS DD-P&L(Q) 1575), DD Form 543 (Government Furnished Material (GFM) Status Report).

(1) *Preparation.* Each MCA will prepare this report (fig 16-1) using instructions contained in table 16-2. The report will be prepared semiannually for the reporting periods ending 30 June and 31 December.

(2) *Distribution.* This report will be provided to the Contract Administration Officer (CAO) administering the contract.

**Table 16-1
Management Control Activity (MCA) Validation Process of GFM Transactions**

Code or Data Element	Validation of Entry
Document identifier code	If DIC is A01, A02, A04, A05, A0A, A0B, A0D, A0E, A3_, A4_, AF_, AT_, AK_, AC_ or AM_ (for RDD, project code, PD, or advice code), continue the GFM validation; otherwise, reject with the status code CR.
Stock number	For DIC A0_ AT_, or AM_, verify item requisitioned against a valid contract to determine authority for issue to contractor. If blank, incorrect, or not authorized, reject with status code DN.
Unit of issue	Validate the U/I in conjunction with the quantity to ensure that the quantity requisitioned does not exceed the authorized quantity. If quantity is excessive, see validation of quantity field. (NOTE: If a change of unit pack has occurred, appropriate adjustment should be made for quantity authorized.)
Quantity	For DIC A0_, AT_ or AM_, if item ordered is specified, verify quantity authorized in contract specification. If blank or contains invalid characters, reject with status code CD. If the requisitioned quantity partially exceeds the quantity authorized, process the requisition transaction only for the authorized quantity and provide DJ status with the quantity in 25-29 which is being processed for issue. If quantity totally exceeds the contract specification, reject with status code DQ.
Requisitioner	If blank or incorrect, discard. If not authorized, reject with status code DN.
Document number	If blank or incorrect, reject with status code CD.
Supplementary address	If contractor DODAAC, and affected by signal code, and incorrect or not authorized, reject with status code DN

**Table 16-1
Management Control Activity (MCA) Validation Process of GFM Transactions—Continued**

Code or Data Element	Validation of Entry
Signal code and fund code	If signal and fund code indicate issue without contractor reimbursement (Army fund code GH), process as GFM; otherwise, consider as contractor furnished materiel (CFM). CFM requisitions, except for Army, are not subject to MCA review or validation. All Army contractor requisitions and associated transactions will be processed under GFM controls.
Manufacturer's directive number (MDN)	The MDN may be used in rp 54-56 in lieu of the PIIN in rp 73-80. If the MDN option is used and the MDN equates to a valid contract number, validate; otherwise, reject with status code DB.
Contract call order number	If specified by the contract, and entry is blank or incorrect, reject with status code DB.
Contract line item number (CLIN)/ Subordinate CLIN(Sub-CLIN)	If blank or contract is not on MCA file, or contract has expired, reject with status code DB.

**Table 16-2
Preparation of Government Furnished Materiel (GFM) Status Report RCS DD-M(SA) 1575, DD Form 2543(fig. 16-1)**

Item	Instructions
Title	Report heading Government Furnished Materiel (GFM) Status Report
Report control number	Enter RCS DD-M(SA) 1575.
1. Date prepared (YYMMDD)	Enter the year, month, and day the report is prepared.
2. Reporting period	Enter year and quarter of the reporting period (e.g.,903=30 Jun 90, 911=31 Dec 90).
3. Management control activity	Enter the MCA activity.
Part I- Shipments of GFM to Contractors	
4. Contract no./contract basic line item no.	Enter the contract number.
5. Consignee	Enter the DODAAC of the contractor indicated as the ship-to addressee.
6. NSN/part no.	Enter national stock number or part number shipped to the contractor
7. Document no. (MILSTRIP requisition no.)	Enter the document number of the shipment.
8. Unit of issue	Enter the unit of issue of the item shipped.
9. Quantity shipped	Enter the quantity (number of units of issue)shipped.
10. Date shipped (YYMMDD)	Enter the year, month, and day materiel was shipped.
11. Unit price	Enter the unit price of the materiel shipped.
12. Extended dollar value	Enter the extended dollar value of the materiel shipped.
Part II - Requisitions Rejected	
13. Contract no./contract basic line item number	Enter the contract number applicable to the rejected requisition.
14. Consignee	Enter the DODAAC of the contractor which is indicated as the ship-to addressee.
15. NSN/part no.	Enter the national stock number or part number on the requisition.
16. Document no. (MILSTRIP requisition no.)	Enter the document number of the rejected requisition.
17. Unit of issue	Enter the unit of issue of the item rejected.
18. Quantity rejected	Enter the quantity rejected.
19. Date rejected (YYMMDD)	Enter the year, month, and day that the requisition was rejected.
20. Unit price	Enter the unit price of the materiel rejected.
21. Extended dollar value	Enter the extended dollar value of the materiel rejected.
22. Reject status code (MILSTRIP status code)	Enter the MILSTRIP status code that indicates the reason for rejecting the requisition (see para C-1 5, table C-31).

GOVERNMENT FURNISHED MATERIAL (GFM) STATUS REPORT										REPORT CONTROL SYMBOL DD-P&L (O) 1575	
1. DATE PREPARED (YYMMDD) 910630		2. REPORTING PERIOD a. FROM (YY) 911		b. TO (YY) 913		3. MANAGEMENT CONTROL ACTIVITY (MCA) U.S. Army Armament, Munitions, and Chemical Command, Rock Island, IL 61299-6000					
PART I - SHIPMENTS OF GFM TO CONTRACTORS											
4. CONTRACT NO./ CONTRACT BASIC LINE ITEM NO.	5. CONSIGNEE	6. NSN/PART NO.	7. DOCUMENT NO. (MILSTRIP Requisition No.)	8. UNIT OF ISSUE	9. QUANTITY SHIPPED	10. DATE SHIPPED (YYMMDD)	11. UNIT PRICE	12. EXTENDED \$ VALUE			
DAAJ9-91-G-0001	CM1234	2610-01-123-4567	WS24081001-324	EA	100	910102	50.02	5002.00			
PART II - REQUISITIONS REJECTED											
13. CONTRACT NO./ CONTRACT BASIC LINE ITEM NO.	14. CONSIGNEE	15. NSN/PART NO.	16. DOCUMENT NO. (MILSTRIP Requisition No.)	17. UNIT OF ISSUE	18. QUANTITY REJECTED	19. DATE REJECTED (YYMMDD)	20. UNIT PRICE	21. EXTENDED \$ VALUE	22. REJECT STATUS CODE (MILSTRIP Status Code)		
DAAJ9-91-G-0002	CM4321	2615-01-523-1486	CM4321002-492	EA	5	910105	2.00	10.00	DJ		

Figure 16-1. DD Form 2543, GFM Status Report

Appendix A References

Section I Required Publications

This section contains no entries.

Section II Related Publications

A related publication is merely a source of additional information. The user does not have to read it to understand this publication.

AR 11–11(C)
War Reserves

AR 12–1
Security Assistance—Policy, Objectives, and Responsibilities

AR 12–8
Security Assistance—Operations and Procedures

AR 12–12
Processing Discrepancy Reports Against FMS Shipments

AR 25–30
The Army Integrated Publishing and Printing Program

AR 25–400–2
Modem Army Recordkeeping Systems(MARKS)

AR 30–16
Food Service Data Feedback Program

AR 30–18
Army Troop Issue Subsistence Activity Operating Procedures

AR 30–19
Army Commissary Store Operating Policies

AR 37–1
Army Accounting and Fund Control

AR 37–60
Pricing for Materiel and Services

AR 37–80
Finance and Accounting Support for the Army's Security Assistance Programs

AR 37–111
Working Capital Funds—Army Stock Fund: Uniform Policies, Principles, and Procedures Governing Army Stock Fund Operations

AR 37–120
Army Procurement/Appropriation (PA)Management Accounting and Reporting System (APARS)

AR 40–61
Medical Logistics Policies and Procedures

AR 55–203
Movement of Nuclear Weapons, Nuclear Components, and Related Classified Nonnuclear Materiel

AR 55–355
Defense Traffic Management Regulation

AR 71–13
The Department of the Army Equipment Authorization and Usage Program

AR 190–11
Physical Security of Arms, Ammunition, and Explosives

AR 210–130
Laundry/Dry Cleaning Operations

AR 220–10
Preparation for Oversea Movement of Units (POM)

AR 310–10
Military Orders

AR 310–25
Dictionary of U.S. Army Terms

AR 310–49
The Army Authorization Documents System (TAADS)

AR 310–50
Catalog of Abbreviations and Brevity Codes

AR 335–15
Management Information Control System

AR 340–25
Mailing Procedures for Certain U.S.Army Activities and U.S. Citizens Overseas

AR 352–3
Education of Dependents in the United States, Puerto Rico, Wake Island, Guam, American Somoa and the Virgin Islands

AR 380–5
Department of the Army Information Security Program

AR 380–40
(C) Policy for Safeguarding and Controlling COMSEC Information (U)

AR 700–4
Logistic Assistance Program

AR 700–22
Worldwide Ammunition Reporting System (WARS)

AR 700–43
Management of Defense–Owned Industrial Plant Equipment

AR 700–53
Support of Railroad Equipment

AR 700–89
Identification, Control and Utilization of Shelf–Life Items

AR 700–120
Materiel Distribution Management for Major Items

AR 700–139
Army Warranty Program Concepts and Policies

AR 700–142
Materiel Release, Fielding and Transfer

AR 702–7
Reporting of Product Quality Deficiencies Across Component Lines

AR 702–7–1
Reporting of Product Quality Deficiencies Within the U.S. Army

AR 708–1
Cataloging and Supply Management Data

AR 708-3
Recording of User Interest

AR 710-1
Centralized Inventory Management of the Army Supply System

AR 710-2
Supply Policy Below the Wholesale Level

AR 710-3
Asset and Transaction Reporting System

AR 735-5
Policies and Procedures for Property Accountability

AR 735-11-2
Reporting of Item and Packaging Discrepancies

AR 735-110
Supply Operations Manual: Vol 1, Distribution System Procedures

AR 740-26
Physical Inventory Control

AR 870-5
Military History: Responsibilities, Policies and Procedures

DA Pam 700-30
Logistic Control Activity (LCA) Information and Procedures

DA Pam 700-142
Instructions for Materiel Release, Fielding and Transfer

DA Pam 710-4
Management of Excess Materiel and Materiel Returns

DA Pam 738-750
The Army Maintenance Management System (TAMMS)

DA Pam 738-751
Functional Users Manual for TAMMS-Aviation (TAMMS-A)

DOD 4000.25-1-M
Military Standard Requisitioning and Issue Procedures

DOD 4000.25-1-S1
MILSTRIP Routing Identifier and Distribution Codes

DOD 4000.25-2-S2
MILSTRIP Defense Program for Redistribution of Assets

DOD 4000.25-2-M
Military Standard Transaction Reporting and Accounting Procedures

DOD 4000.25-3-M
Military Supply and Transportation Evaluation Procedures (MILSTEP)

DOD 4000.25-6-M
DOD Activity Address Directory (DODAAD)

DOD 4000.25-7-M
Military Standard Billing System (MILSBILLS)

DOD 4000.25-8-M
Military Assistance Program Address Directory (MAPAD)

DOD 4000.25-10-M
Defense Automatic Addressing System (DAAS)

DOD 4100.37
Retention and Transfer of Materiel Assets

DOD 4100.39-M
Defense Integrated Data System (DIDS) Procedures Manual

DOD 4140.26-M
Defense Integrated Materiel Management Manual for Consumable Items: Vol II—Weapon System Oriented Items

DOD 4140.27-M
Shelf-Life Item Management Manual

DOD 4140.32-M
Defense Inactive Item Program

DOD 4140.48
Control of Access to DOD Materiel Inventories Required by Defense Contracts

DOD 4160.21-M
Defense Reutilization and Marketing Manual

DOD 4160.21-M-1
Defense Demilitarization Manual

DOD 4410.6
Uniform Material Movement and Issue Priority System (UMMIPS)

DOD 4500.32-R, Vol I
Military Standard Transportation and Movement Procedures (MILSTAMP)

DOD 4500.32-R, Vol II
Military Standard Transportation and Movement Procedures (MILSTAMP): Transportation Accounting Codes (TACS)

DOD 5000.39
Integrated Logistic Support Planning

DODI 5010.12
Management of Technical Data

DOD 5100-76-M
Physical Security of Sensitive Conventional Arms Ammunition and Explosives

DOD 7950.1-M
Defense Automation Resources Management Manual

FM 38-725
DSS and Air Line of Communications Management and Procedures

FM 100-16
Support Operations: Echelons Above Corps

SB 38-26
Military Nonnuclear Ammunition Supply Rates

SB 700-20
Army Adopted/Other Items Selected for Authorization of Reportable Items

SB 708-41/42
Federal Supply Codes for Manufacturers; United States and Canada—Name to Code and Code to Name

TB 43-0002.3
Maintenance Expenditure Limits for Army Aircraft

TB 43-0002.81

Maintenance Expenditure Limits for Tactical Wheeled Vehicles only; FSG 23; FSCs 2320 and 2330

TB 43-0140

Instructions for Preparation of Request for Disposition or Waiver (DA Form 3590) for USATROSCOM

TM 9-2320-266.20P

Technical Manual for M880 Series

JANAP-128

Automatic Digital Network Operating Procedures

Joint Regulation DLAR 4140.55, AR 735-11-2, NAVMATINST 4355.73, AFR 400.54, and MCO 4430.3E

Reporting of Item and Packaging Discrepancies

Joint Regulation DLAR 4140.60, AR 12-12, NAVMATINST 4355.72, AFR 67-7, and MCO 4140.1B

Processing Discrepancy Reports Against Foreign Military Sales Shipments

Joint Regulation DLAR 4155.3, AR 30-12, NAVSUPINST 4355.211, AFR 74-5, and MCO 10110.21C

Inspection of Subsistence Supplies and Services

Joint Regulation DLAR 4155.24, AR 702-7, NAVMATINST 4855.8B, AFR 74-6, and MCO 4855.5B

Reporting of Product Quality Deficiencies Across Component Lines

Joint Regulation DLAR 4500.15, AR 55-38, NAVSUPINST 4610.33B, AFR 75-18, and MCO P4610.19C

Reporting of Transportation Discrepancies in Shipments

Section III**Prescribed Forms****DD Form 1348**

DOD Single Line Item Requisition System Document (Manual). (Prescribed in paras 1-4 and B-1.)

DD Form 1348M

DOD Single Line Item Requisition System Document (Mechanical). (Prescribed in paras 1-4 and B-2.)

DD Form 1348-1

DOD Single Line Item Release/Receipt Document. (Prescribed in paras 1-4 and B-3.)

DD Form 1348-1Automated

DOD Issue Release/Receipt Document (IRRD). (Prescribed in para B-4.)

DD Form 1348-1A (Blue)

DOD Single Line Item Release/Receipt Document. (Prescribed in para B-6.)

DD Form 1348-1A

DOD Single Line Release/Receipt Document (with address label). (Prescribed in para B-6.)

DD Form 1348-2

DOD Issue Release/Receipt Document with Address Label Attached. (Prescribed in para B-7.)

DD Form 1348-5

Notice of Availability/Shipment. (Prescribed in paras 1-4 and B-8.)

DD Form 1348-6

DOD Single Line Item Requisition System Document (Manual Long-Form). (Prescribed in paras 1-4 and B-9.)

DD Form 1486

DOD Materiel Receipt Document.(Prescribed in paras 1-4 and B-10.)

DD Form 1487

DOD Materiel Adjustment Document. (Prescribed in paras 1-4 and B-11.)

DD Form 2543

Government Furnished Material(GFM) Status Report. (Prescribed in para 16-10 and fig 16-1.)

DA Form 2510

Storage Item data Change Document. (Prescribed in paras 1-4 and B-12.)

SF Form 344

Multiuse Standard Requisitioning/Issue System Document. (Prescribed in paras 1-4 and B-13.)

GSA Form 10050

GSA Mailer. (Prescribed in para C-3c(l)(b) and para D-2(fig D-12)).

Section IV**Referenced Forms****DA Form 12-4-R**

Subscription Numbers, Part I(Requirements for Miscellaneous Administrative Publications and Posters)

DA Form 17

Requisition for Publications and Blank Forms

DA Form 461-5

Vehicle Classification Inspection

DA Form 1669

Request for National Stock Number and Department of Defense Identification Code for Ammunition and Explosive Supplies

DA Form 1988

Request for Review of an Item

DA Form 2404

Equipment Inspection and Maintenance Worksheet

DA Form 2406

Materiel Condition Status Report

DA Form 2407

Maintenance Request

DA Form 2765

Request for Issue or Turn-In

DA Form 3590

Request for Disposition or Waiver

DA Form 4569

USAPC Requisition Code Sheet

DD Form 173

DOD Joint Messageform

DD Forms 250

Materiel Inspection and Receiving Report

DD Forms 1149

Requisition and Invoice/Shipping Document

DD Forms 1155

Order for Supplies or Services/Request for Quotations

DD Form 1342

Property Record

DD Form 1392

Data Message form

DD Form 1513

U.S. DOD Offer and Acceptance

DD Form 1608

Unsatisfactory Materiel Report(Subsistence)

DD Form 2051

Request for Assignment of a Commercial and Government Entity (CAGE) Code

SF 364

Report of Discrepancy (ROD)

SF 368

Product Quality Deficiency Report(Category II)

Appendix B**Requisitioning, Receipt, and Issue System Forms****B-1. DD Form 1348 (DOD Single Line Item Requisition System Document (Manual))**

See figure B-1. Although the top document of this four-part form is basically the same as DD Form 1348M, the minor differences are as follows:

a. There is no application to the interpreter; therefore, the third line interpreting positions are not provided.

b. The manual form moves only from the requisitioner to the supply source; therefore, neither the top nor bottom line provides a caption for "suffix" or "status." For the same reason, the bottom line is furnished as a columnar guide for a keypunch operator. It does not have captions for the variable data in rp 67 through 80.

c. Since the manual form will usually be mailed, blocks A and B are provided for in-the-clear addresses to facilitate handling.

d. Copies 2, 3, and 4 provide captions for entry of unit price and total price.

e. Data entries may be by typewriter, ballpoint pen, or pencil.

f. Although separately identified, this form is designed for a complete "system". Therefore, it complements DD Form 1348M as to the placement of data and captions.

B-2. DD Form 1348m (DOD Single Line Item Requisition System Document (Mechanical))

a. Only one form is provided for multiple formats. See figure B-2. A specific format is maintained by the document identifier code.

b. Data entries for rp 44, 51, 57 through 69, and 62 through 80, will differ depending on the type of transaction. Because of the many data entries prescribed for rp 67 through 80 (depending on the transaction), the caption on the bottom line is "VARIABLE DATA ELEMENTS DEPENDING ON DOCUMENT IDENTIFIER CODE."

c. The document is designed primarily for electrical transmission and mechanical processing. Therefore, interpretation would not normally be required. However, capability has been included for flexibility and interpretation of all data elements for all documents. The first 59 characters of data are interpreted on the top line, and 60 through 80 are on the second line of interpretation. This may cause

specified data to be separated or split; however, continuity of rp 1 through 80 has been maintained.

d. Data blocks in the body of the form are for organizations using manual procedures. Data blocks A and B, included on the manual form, are not required on the mechanical document. Therefore, the first block provided on the latter form is identified by "C" and continues with the data blocks identical to those included on the manual form. The data blocks identified with 1 through 80 are for written data that correspond to the top line captions on a requisition. Processing points enter data on requisition editing and status preparation in blocks D through K. Blocks C and L through W are utility blocks for local use.

e. The form facilitates the conversion of written data entries to a document in any organizational element of the supply system.

f. Data entries may be by machine, typewriter, ballpoint pen, or pencil.

g. This form, although separately identified, is designed for a complete "system". Therefore, it complements DD Form 1348 as to the placement of data and caption.

B-3. DD Form 1348-1 (DOD Single Line Item Release/Receipt Document)

This 6-part form accommodates the various data elements used by all the Services as source information for preparing other documents. See tables B-1, B-2, B-3, and B-4, and figure B-3. It enables the supply source to use a single method to document all requisitions. It is a standard receiving document that accommodates both manual and machine-equipped requisitioners and consignees. It accommodates 10 printed characters per inch on one line at the top of the form. It can be printed from one 80-column document that contains all the data that are important to the requisitioner.

a. Documentation for issues from supply systems stock/Defense Reutilization and Marketing Office (DRMO)/requisitions for local issue from DRMO using DD Form 1348-1 (table B-1) (fig B-3).

(1) The DD Form 1348-1 (fig B-3) is prepared as a release document by:

(*a*) The shipping activity on issues from supply systems stock.

(*b*) The shipping DRMO on DRMS-directed shipments.

(*c*) The requisitioner on requisitions handcarried to a local DRMO.

(2) The DD Form 1348-1 will contain the minimum data entries for rp 1-80 shown in table B-1.

(3) To accommodate the various distribution systems and equipment, DD Form 1348-1 also provides blocks for entry of other data. The use of these blocks, with the exception of block N and R (and blocks V and/or W in local shipments from disposal), is optional, but when used will contain the optional entries shown in table B-1.

b. Documentation for returns to stock and transfers (excluding transfers to disposal) using DD Form 1348-1 (table B-2)(fig B-3).

(1) Materiel transactions, other than those in response to requisitions include—

(*a*) Materiel returns from base to depot.

(*b*) Base-to-base movements.

(*c*) Retrograde or lateral systems movements.

(2) For all DLA and inter-Service transactions of this type, the documentation and distribution requirements are the same as in paragraph 4-44. Entries for all inter-Service transactions are shown in table B-2.

(3) For intra-Service use, the data entries in table B-2 must be entered. Other entries may be prescribed, but must relate to the columnar and block headings on the form. For intra-Army use, the following entries will also be completed: suffix code, supplementary address, signal code, fund code, distribution code, project code, and return advice code.

c. Documentation for transfers to Defense Reutilization and Marketing Office (DRMO) using DD Form 1348-1 (table B-3)(fig B-3). The DD Form 1348-1 will be used as the Disposal Turn-in Document (DTID) for all transfers to DRMO. The entries in table B-3 are required for single line item turn-ins.

d. Documentation for return of discrepant FMS materiel using DD Form 1348-1 (table B-4) (fig B-3). When FMS customers

report discrepancies in FMS shipments (SF 364), the U.S. supply source will prepare the DD Form 1348-1 to return the materiel. (Also see para 11-47.) Entries are at table B-4.

B-4. DD Form 1348-1 Automated (DOD Issue Release/ Receipt Document (IRRD))

a. General.

(1) The DD Form 1348-1 Automated is designed to accommodate the various elements of data used by any of the Services as source information for preparing other documentation. The DD Form 1348-1 Automated enables supply sources to use a single method of documentation for all requisitions and provide a standard receiving document that will accommodate both manual and automated requisitioners and consignees. See tables B-5, B-6, B-7, B-8, B-9, and figures B-4, B-5, and B-6, B-7, B-8, and B-9.

(2) The DD Form 1348-1 Automated is used as—

(a) An issue document from distribution point to consignee resulting from a requisition.

(b) A release document for retrograde materiel or interbase (post, camp, station, etc.) movements.

(c) A materiel return document from base to depot.

(d) A receipt document by the consignee.

(e) Disposal turn-in document.

(f) Local requisition on DRMO.

(3) The DD Form 1348-1 Automated may be manually or mechanically prepared. The form will contain the data elements prescribed herein for the various types of transactions. Block numbers are used for data entry. Block 27 will contain all required additional data in clear text that is not shown elsewhere on the form. The clear text may be in conjunction with bar-coded data for those activities having bar code capability. Use of carbonless paper for the preprinted forms is authorized.

(4) The DD Form 1348-1 Automated is prepared using the non-preprinted form or the preprinted form.

(a) *Non-preprinted IRRD.* When using the non-preprinted form, the form and the data entries are printed on plain stock paper. It is a single line item, single part form. (See fig B-4.) When printed on plain stock paper using laser, thermal transfer, ion disposition, cold fusion, or other similar nonimpact printers, the size may vary within a range of 7 3/4 inches to 9 inches long (side to side) and 4 inches to 5 inches high (top to bottom) with 1/6 inch tolerance each way. When such print technology is used, the in-the-clear/human readable data must be easily read. Margins of 1/4 inch and outside lines are preferred, but may be eliminated to the extent that the DD form number is not sacrificed. When printed three per 8 1/2 inches by 14 inches sheet of paper, the originator of the form shall ensure the form, spacing, size, and data entered thereon are legible and capable of being interpreted by a LOGMARS scanning device. All data blocks will contain in-the-clear data as required. Blocks 24, 25, and 26 will contain bar coded data except for DRMO documents. DRMO documents will not contain bar coding data.

(b) *Preprinted IRRD.* When using the preprinted form, data entries will be made by automated printer, typewriter, or handscribing. LOGMARS bar coding will be accomplished by those activities that have the necessary equipment in place (See fig B-5.). All data blocks will contain in-the-clear data as required. Blocks 24, 25, and 26 will contain bar coded data except for DRMO documents. DRMO documents will not contain bar coding data. For those activities that do not have bar coding capabilities, the form may be prepared by typewriter or pen (See fig B-6). When the form is prepared manually, bar coded data will not be included.

(5) Specifications for the preprinted DD Form 1348-1 Automated are—

(a) *Description.* The form measures 8 inches wide (side to side) with a border of 1/4-inch on either side, total measurement of 8 1/2 inches; length (top to bottom) measures 5 inches with a border of 1/4-inch on either side, total measurement of 5 1/2 inches. Preprinted forms may be configured in two or more forms to a set. The image area of the form is 8 1/2 inches wide by 5 1/2 inches high; overall size, including pin-fed tabs, is 9 inches by 6 inches. Copies of the

preprinted forms will be numbered Copy 1 and Copy 2, etc., in the lower right portion of the bottom margin.

(b) *Spacing.* Vertical spacing will be in increments of 1/16-inch. Horizontal spacing will be in increments of 1/10-inch.

(c) *Paper.* Good quality, new, highly reflective white, 15-16 pound paper stock. Recycled paper will not be used. Print contrast will support bar code readability. Paper must be suitable to comply with MIL-STD 1189A, chapters 5 and 7.

(6) The DD Form 1348-1 Automated accommodates bar coding. The three of nine bar code, as defined in MIL-STD 1189A, is established as the standard symbology for the automated marking and reading of items of supply, equipment, materiel, packs, and containers in logistics operations throughout the DOD. This symbology will be applied in accordance with MIL-STD-129J unless otherwise authorized.

b. Documentation for issues from supply systems stocks/Defense Reutilization and Marketing Office (DRMO)/requisitions for local issue from DRMO using DD Form 1348-1 Automated (table B-5) (fig B-4, B-5, and B-6). The DD Form 1348-1 Automated (see figs B-4, B-5, and B-6) is prepared as a release document by the shipping activity (issues from supply system stock) or by the shipping DRMO (DRMS-directed issue from DRMO). The requisitioner also uses this format when hand-carrying requisitions for local issue from the DRMO. The DD Form 1348-1 Automated will contain the data in table B-5. Issues to FMS customers will also contain the priority and supplementary address in bar code. See figures B-6 and B-7.

c. Documentation for returns to stock and transfers (excluding transfers to disposal) using DD Form 1348-1 Automated (table B-6) (figs B-4, B-5, and B-6).

(1) Materiel transactions, other than those in response to requisitions include—

(a) Materiel returns from base to depot.

(b) Base-to-base movements.

(c) Retrograde or lateral systems movements.

(2) For all DLA and inter-Service transactions of this type, the documentation and distribution requirements are the same as in paragraph 4-44. Entries for all inter-Service transactions are shown in table B-6.

(3) For intra-Service use, the data entries in table B-2.4 must be entered. Other entries may be prescribed but must relate to the columnar and block headings on the form. For intra-Army use, the following entries will also be completed: suffix code, supplementary address, signal code, fund code, distribution code, project code, and return advice code.

d. Documentation for transfers to Defense Reutilization and Marketing Offices (DRMO) using DD Form 1348-1 Automated (table B-7) (fig B-4, B-5, and B-6). The DD 1348-1 Automated may be used as the Disposal Turn-In Document (DTID) for transfers to DRMOs. Figures B-4, B-5, and B-6 contain examples of the DD Form 1348-1 Automated, Issue Release/Receipt Document, with and without bar coding. The entries required are in table B-7.

e. Documentation for return of discrepant FMS materiel using DD Form 1348-1 Automated (table B-8) (fig B-4, B-5, B-6). When FMS customers report discrepancies in FMS shipments (SF 364), the U.S. supply source will prepare the DD Form 1348-1 Automated to return the materiel. (See also para 11-48.) Entries are at table B-8.

f. General data elements of the DD Form 1348-1 Automated (table B-9). Table B-9 outlines the total of the data elements available for use on the DD Form 1348-1 Automated, to include the format of the record positions and block data.

B-5. Automated Packing List (APL)

a. The APL is prepared by the supply or shipping activity in conjunction with the DD Form 1348-1 Automated. The APL is optional for all shipments to DOD customers, including FMS and contractors, from DOD and GSA shipping activities.

b. The APL is a single part listing of all line items shipped. It is

not designed as a DOD form. The APL will contain, at a minimum, the data in table B-10. A same APL is in figure B-9.

B-6. DD Form 1348-1A (DOD Single Line Item Release/Receipt Document) with Address Label Attached

a. This 6-part form accommodates the various elements used by all Services as source information for the preparation of other documents. It—

(1) Enables the supply source to use a single method of documentation for all requisitioners.

(2) Is a standard receiving document.

(3) Accommodates both manual and machine equipped requisitioners and consignees.

(4) Accommodates 10 printed characters per inch on one line at the top of the form.

(5) Can be printed from one 80-column document containing all data important to the requisitioner.

b. A perforated parcel post label is attached to the DD Form 1348-1A. This allows consignee in-the-clear addresses to be printed at the same time of the preparation of DD Form 1348-1A. Activities using automatic data processing equipment will prepare the parcel post label.

c. See figure B-10 for form completion instructions.

d. For Army activities, the DD Form 1348-1A is printed in three colors of ink: red, brown, and blue. Use of all three colors is authorized only for AMC Area Oriented Depots (AOD). Other Army activities will use only blue. AMC AODs will use all three colors to assist in depot operations as shown in table B-11 below:

Table B-11
AMC AODs Use of Colored DD Form 1348-1A

Color: Red
Form Number: DD Form 1348-1A (RED)
IPG: 1

Color: Brown
Form Number: DD Form 1348-1A (BROWN)
IPG: 2 and ALOC IPG 3

Color: Blue
Form Number: DD Form 1348-1A (BLUE)
IPG: 3

B-7. DD Form 1348-2 (DOD Issue Release/Receipt Document with Address Label Attached)

a. The Services/Agencies have the option to stock or print the DD Form 1348-2. The DD Form 1348-2 configuration is a DD Form 1348-1A with a perforated address label attached to the outer right edge. The length of the form is 13 inches and may be configured for printing as continuous forms. For continuous forms configuration, pin feed strips of 1/2 inch on each side may be added. The length of the form with pin feed strips will not exceed 14 inches. The address label dimensions are 4 1/4 inches long and 5 1/2 inches high. Use of the address label with preprinted postage data is authorized only for shipments by the U.S. Postal Service. The address label will contain the following elements:

- (1) Postage data.
- (2) TCN data.
- (3) Weight data.
- (4) Type service data.
- (5) From data.
- (6) Ship-to data.

b. Data will be entered on the address label as follows:

(1) *Postage data.* 'OFFICIAL BUSINESS' will be printed on the bottom line of the postage block.

(2) *TCN.* Enter the transportation control number (TCN) applicable to the shipment.

(3) *Weight.* Enter the weight of the item being shipped.

(4) *Type service.* Enter the appropriate type of delivery service—e.g., first class—priority, express mail, Military ordinary mail (MOM), etc..

(5) *From.* Enter in-the-clear mailing address to include the zip code of the shipper.

(6) *Ship-to.* Enter the applicable in-the-clear address of the activity that will receive the shipment. If mark-for data is required, this data will be entered above the city/state/zip code data. If POE data is required, the port of embarkation will be entered in this block.

B-8. DD Form 1348-5 (Notice of Availability/Shipment)

See figure B-12. This is a 3-part carbonless paper form of continuous pin-feed, tear-away format. The outside dimensions are 9 1/2 by 7 inches and the detached dimensions are 8 1/2 by 7 inches. The form will accommodate 10 printed characters per inch and may be prepared manually or mechanically. It is a manual NOA advising of shipment ready for release to the FMS CR or FF not having a mechanized capability to process documents. The FMS country CR or FF also uses this form to reply to DOD notice of availability or as a shipment document to furnish release instructions to the storage activity.

B-9. DD Form 1348-6 (DOD Single Line Item Requisition System Document (Manual-Long Form))

a. See table B-12 and figure B-13. This form is a paper document designed for use in requisitioning National Stock Number (NSN) items, part number items or other items for which the DD Form 1348M in the format prescribed in figure B-1 and B-2 does not permit inclusion of sufficient pertinent identifying data.

b. This form is a multi-part document with measurements of 6 7/16-inches height (top to bottom) by 7 3/8-inches width (left to right) which includes outside margins of approximately 1/8-inch on all sides. To accommodate storage facilities, this form will not exceed 7 3/8-inches in width. Columns 1 through 80 will be spaced to facilitate use of a typewriter using 10 pitch type (10 characters per inch) without requiring adjustment between fields of data. The form may be prepared by typewriter, ball point pen, pencil, or any suitable writing instrument. This form may be configured in sets, pads, or single sheets to accommodate the user.

c. Provisions are made for a fold line in the middle of the form to permit folding and filing with any applicable DD Forms 1348.

d. This form may be completed in as many copies as required. However, only the original copy will be submitted to a supply source as a requisition.

e. Provision is included in the form for a separate Reject Code block for use by the supply source to reject the requisition, without preparation of another status document.

f. When used, this form will always be mailed. Activities not requisitioning under the SAILS-ABX system will mail a copy to the Logistics Control Activity (ATTN: AMXLC-LS) to update the Logistics Intelligence File (LIF).

g. This form consists of two parts. Top position record positions show MILSTRIP coding data in columns 1 through 80 and a reject code field. Bottom position identification data section provides entries for technical data for identification of the item. Entries for DD Form 1348-6 (record position and block data) are in table B-12.

h. This form may be electronically generated; however, it has to be an exact replica of the preprinted form. The data and data blocks must be in the same order and location as they would be on the preprinted form.

B-10. DD Form 1486 (DOD Materiel Receipt Document)

a. See figure B-14. The document design accommodates two different formats. One format is to be used when the DD Form 1348-1 is the source document and one is to be used when a procurement instrument is the source document. When a DD Form 1348-1 is the source document, rp 1-72 will be aligned with the source data.

b. The document is used mainly to transmit by transceiver and other high-speed methods, with single-line interpretation. However,

a third-line interpretation capability has been included for flexibility.

c. Blocks in the body of the form are for organizations using manual procedures.

d. The form facilitates the conversion of written data entries to a document in any organization of the receiving activity.

e. Entries may be by machines, typewriter, ballpoint pen, or pencil.

B-11. DD Form 1487 (DOD Materiel Adjustment Document)

a. See figure B-15. This document accommodates data needed for supply management and inventory control by inventory managers, accountable supply distribution activities, and storage points.

b. The form, a tabulating document, provides a standard method to process adjustments and send supply management instructions.

c. The document may be mailed or transmitted by transceiver and other high-speed methods. The top line is for transceiver and enter 80-column interpretation. The third line is for use with 60 column interpreters. When the third line is used, the document number will be interpreted on the top line. The bottom line is a columnar guide for the operator. It does not provide actions for the variable data (rp 73-80).

d. The DD Form 1487 is designed for use as either a single or dual transaction.

(1) The single use method accommodates those processing techniques which employ individual increase or decrease adjustment actions against the accountable inventory control records. DD Forms 1487 containing document identifiers in the D8 or D9 series and prepared as outlined in table E-268 apply to these transactions. When preparing DIC D8S and D9S, see table E-270 for format.

(2) The dual use method provides for offsetting (dual)adjustments to condition or purpose code in a single materiel adjustment document. This is possible by using the 'FROM' and 'TO' data fields in the document. The DD Form 1487 containing DIC DAC or DAD and prepared as shown in table E-272 applies to these transactions. When processing DIC DAS, see table E-273 for format.

(3) When an activity uses a single transaction in the D8 and D9 sees internally for condition or purpose transfer, provisions will be made for acceptance and processing of DAC and DAD documents from other Services and Agencies.

e. This form is used for:

(1) Single transaction input format.

(2) Dual transaction input format.

(3) Increase adjustment actions against inventory control records.

(4) Decrease adjustment actions against inventory control records.

(5) Condition transfers.

(6) Purpose transfers.

(7) Project code changes.

(8) Distribution code changes.

(9) Reidentification of stock.

(10) Stock number changes.

(11) Issue changes.

B-12. DA Form 2510 (Storage Item Data Change Document)

a. See figure B-16. This document is used mainly to transmit by transceiver and other high-speed methods, with single-line interpretation. The top line may be used for transceiver and keypunch 80-column interpretation. The third and fifth lines are for use with 60-column interpreters.

b. Blocks A and B are for manual entry of stock or part numbers in excess of 15 digits. Block C accommodates additional requirements.

B-13. SF 344 (Multiuse Standard Requisitioning/issue System Document)

a. See figure B-17. SF 344 comes in pads of 50 pages, carbon interleaved. The form may be prepared manually by pen or typewriter. It consists of two parts (document identification and requisition data). Document identification data identify a single document and apply to each line item being requisitioned. Requisition data apply to the specific item being requisitioned.

b. Blocks 5 and 6 refer to the stock number, FIIN (Federal item identification number), and additional data, that consist of rp 12-18 and 19-22. FIIN should now read NIIN (national item identification number). It is nine positions long. When used it will be coded in rp 12-20. RP 21 and 22 will be blank.

**Table B-1
DD Form 1348-1 for Issues from Supply Systems Stock/Defense Reutilization and Marketing Office(DRMO)/Requisitions for Local Issue from DRMO**

1. Mandatory columnar entries		
Item	Record Position(s)/Block	Identification or Source of Data
Document identifier code	1-3	Enter from requisitions or source document unless indicated otherwise. (On DRMS-directed shipments from DRMOs, use DIC A5. Requisitions for local issue from the DRMO will contain DIC A0...)
RI from	4-6	The RIC of the shipping activity. RIC of the shipping DRMO on DRMS-directed shipments from DRMOs and on requisitions for local issue from a DRMO.
M & S code	7	The code assigned to the requisition document.
Stock or part number	8-22	a. The stock or part number being released. b. For subsistence transactions, positions 22 and 52-53 will contain the date packed/expiration date indicator code as defined in table C-34.1.
Unit of issue	23-24	The unit of issue of the stock or part number being released.
Quantity	25-29	The quantity being released.
Document number	30-43	The document number assigned to the requisition.
Suffix code	44	Blank if the document represents release of the total quantity requisitioned. The appropriate suffix code assigned to indicate partial quantity release.
Supplementary address	45-50	On issues from supply system stock and on DRMS-directed shipments, perpetuate from the original requisition or source document. Self explanatory on requisitions for local issue from disposal.
Signal code	51	Repeat
Fund code	52-53	a. Same as for positions 45-50. b. For subsistence transactions, positions 22 and 52-53 will contain the date packed/expiration date indicator code as defined in table C-34. 1.
Distribution code	54-56	Repeat
Project code	57-59	Repeat
Priority code	60-61	Repeat
Required delivery date	62-64	Repeat

Table B-1
DD Form 1348-1 for Issues from Supply Systems Stock/Defense Reutilization and Marketing Office(DRMO)/Requisitions for Local Issue from DRMO—Continued

1. Mandatory columnar entries

Item	Record Position(s)/Block	Identification or Source of Data
Advice code	65-66	Leave blank or enter data from requisition or other source document.
Routing identifier code	67-69	RIC shown in rp 67-69 of the source document that identifies the activity directing release of the materiel. (On DRMS-directed shipments from DRMOs, enter RIC S9D. On customer requisitions for local issue from DRMO, leave blank.)
Multi-use	70-73	Perpetuate from source document or leave blank.
Unit price	74-80	The unit price of the item being released.
Controlled inv item code	N	Enter proper controlled inventory item code which describes the classified and/or sensitive or pilferage classification of the shipment.
Shelf life	R	Enter SL (for shelf life) followed by the proper shelf life code as defined in paragraph C-39 (table C-62).

2. Optional block entries

Block	Entries
A	The shipping point identified by name and code.
B	The consignee by account number or name and address.
C	Repeat of data as entered in the supplementary address field (rp 45- 50).
D	The project name and code, if any.
E	The extended value of the transaction (mandatory for foreign military sales transactions).
F	The location from which materiel is to be selected.
G	Type of cargo code (see MILSTAMP, DOD 4500.32.R).
H	The number of issue units in a package.
I	The unit weight applicable to the unit of issue.
J	The unit cube applicable to the unit of issue.
K	Uniform freight classification.
L	National motor freight classification.
M	Percentage of first class (freight rate).
O	Date of document preparation.
P	Supply condition code.
Q	For service use.
S	For internal use.
T	Stock or part number of item originally requested, if other than item released.
U	Freight classification nomenclature.
V	For internal use on issues from supply system stock. Enter DTID on shipments from DRMOs. Requisitioner will enter DTID on requisitions handcarried to local DRMO.
W	For internal use on issues from supply system stock. Enter excess report number, where applicable, on shipments from DRMOs. Requisitioner will enter excess report number, where applicable, on requisitions handcarried to local DRMO.
X	Item nomenclature.
Y	For internal use.
1-4	For shipper and receiver use.
5	Show the shipping container number and the total number of containers in a shipment. The shipping container number will show the specific container in which the item listed on a DD Form 1348-1 is packed.Example: 7/12, container number 7 of a 12 container shipment. When an item is shipped in more than one container of a shipment, the container numbers and number of containers will be entered in block 5 as: 3, 5, 7/12; container numbers 3, 5, and 7 of a 12-container shipment.
6-10	Shipper and receiver use.
AA-GG	Provided for any special notes or instructions deemed appropriate.
11-15	Self-explanatory.

Table B-2
DD Form 1348-1 for Returns to Stock and Transfers (Excluding Transfers to Disposal)

1. Top line

Top line	Data
1-3	Take from document or blank
4-7	Blank
8-22	Stock or part number
23-24	Unit of Issue
25-29	Quantity
30-43	Document number of consignor (shipper)
44-73	Blank
74-80	Unit price

2. Second line

Second line	Data
Block B	The "in-the-clear" name, number, and address of the activity to which the materiel is directed.
Block P	The supply condition code showing the condition of the materiel.

Table B-2
DD Form 1348-1 for Returns to Stock and Transfers (Excluding Transfers to Disposal)—Continued

1. Top line Top line	Data
Block AA	The activity account number of the activity to be credited (if applicable) and the appropriate fund code (if applicable).
Note: For intra-Army use, the following entries will also be completed:	
Record Positions	Entry
44	Suffix code or blank.
45-50	Supplementary address or blank.
51	Signal code. Enter a signal code that specifies shipment to the activity identified in the supplementary address (rp 45-50).
52-53	Fund code. On creditable returns, enter the fund code from the DIC FTR. On noncreditable returns, leave blank.
54-56	Distribution code or blank.
57-59	Project code or blank.
65-66	Return advice code.

Table B-3
DD Form 1348-1 for Transfers to Defense Routilization and Marketing Office (DRMO)

1. Top position column entries

Field legend	Record positions	Entry and instructions
Document identifier code	1-3	Take from source document. Within Army, this will always be DIC A5J.
Routing identifier code	4-6	RIC of the shipping activity or leave blank when shipping activity is not assigned a RIC.
Media and status code	7	Leave blank.
Stock or part number	8-22	Stock or part number being turned in. For subsistence items. Enter the type of pack code in rp 21.
Unit of issue	23-24	Unit of issue of the stock or part number being turned in.
Quantity	25-29	Amount being turned in to DRMO. For ammunition items in FSG 13, quantities exceeding 99,999 will be expressed in thousands by placing an "M" in rp 29. Example: A quantity of 1,950,000 would be expressed as 1950M (1950 in rp 25-28 and an "M" in rp 29). The "M" modifier is an optional feature that can be applied intra-Service/Agency and by agreement, inter-Service/Agency.
Document number	30-43	Take from source document. This cannot be the same document number that was used to receive the materiel. For local excesses generated at base, post camp, or station, assign a document number.
Suffix code	44	Leave blank.
Supplementary address	45-50	DODAAC of selected consignee DRMO.
Signal code	51	For hazardous waste tum-ins, use signal code 'L,' otherwise leave blank.
Fund code	52-53	For hazardous waste tum-ins, enter fund code(DOD 4000.25-7-S1) designating funds to be charged, otherwise leave blank.
Distribution code	54	Take from source document.
Retention quantity	55-61	Amount to be kept in inventory or leave blank.
Precious metals indicator code	62	Perpetuate from DRO. (See also para C-38.)
ADPE identification code	63	Perpetuate from DRO. (See also para C-17.)
Disposal authority code	64	Proper code (para C-19).
Demilitarization code	65	Code assigned as required by DOD 4160.21-M-1. ¹
Reclamation code	66	Enter code "Y" if reclamation was performed before release to DRMO. Enter code "R" if reclamation is to be after turn-in to DRMO. Enter code "N" if reclamation is not required.
Routing identifier code	67-69	Take from DRO.
Ownership code	70	Applicable code or leave blank,(para C-37).
Supply condition code	71	Applicable code (para C-22b).
Management code	72	Take from source document or leave blank.
Screening code	73	Leave blank.

Table B-3
DD Form 1348-1 for Transfers to Defense Rutilization and Marketing Office (DRMO)—Continued

1. Top position column entries

Field legend	Record positions	Entry and instructions
Unit price	74-80	Unit price for the NSN/part number shown in rp 8-22.

2. Bottom position identification data.

Block	Entries
A	The shipping point identified by name and DODAAC.
B	The consignee DRMO by DODAAC, name and address. This will be the selected consignee DRMO and be entered by the generating activity.
C	"Mark For" information, if applicable. Insert HM, if turn-in is hazardous materiel, or HW, if turn-in is hazardous waste.
D	The category that identifies the property as requiring special handling by disposal. These groupings are not readily identified by individual nomenclature and must be entered "in-the-clear" in this block. Below is an example of the various groups. See DOD 4160.21-M for a complete listing. 1. Contractor inventory. 2. Foreign equity property. 3. Industrial fund property. 4. Radioactive material. 5. Red Cross property. 6. Redistributable MAP property. 7. Shelf-life property. 8. Exchange and sale property. 9. Nonappropriated fund property. 10. Claimed small arms. 11. Confiscated small arms.
E	Extended value of the transaction.
F	Location from which materiel is to be selected, if required by the shipper.
G	Coded cargo data, if required by the shipper.
H	Number of units of issue in a package, if required by the shipper.
I	Unit weight applicable to the unit of issue, if required by the shipper.
J	Unit cube applicable to the unit of issue, if required by the shipper.
K	Uniform Freight Classification, if required by the shipper.
L	National Motor Freight Classification, if required by the shipper.
M	Freight Rate, if required by the shipper.
N	Controlled Inventory Item Code (CIIC).
O	Date of document preparation, if required by the shipper.
P	For internal use.
Q	Quantity actually transferred to DRMO, if different than rp 25-29.
R	For internal use.
S	Quantity actually received for by the DRMO.
T,U	Self-explanatory.
V	Mode of shipment code (App B6, MILSTAMP), if required by shipper.
W-Y	1. For non-NSN items, enter as much descriptive data as possible and attach other documentation with this data if needed. 2. For NSN items, use blocks "W" and "Y" for internal use and block "X" may contain the noun. 3. Specified additive data or certification required from the generating source for specific types of property should be entered in this space or attached.
1 through 6	Shipper use.
7 through 10	DRMO use.
AA	Enter word "NAF" (for nonappropriated fund weapons).
BB-EE	Enter appropriate citation to be credited with the proceeds from sale or transfer when reimbursement to a specific fund (other than DLA Deposit Fund Account) is authorized. Leave blank if funds are to be deposited to the DLA Deposit Fund Account.
FF	For hazardous materiel and waste turn-ins, enter the contract line item number (CLIN) from the disposal contract. ²
GG	For hazardous materiel and waste turn-ins, enter the total cost of the disposal. ³

Table B-3
DD Form 1348-1 for Transfers to Defense Rutilization and Marketing Office (DRMO)—Continued

1. Top position column entries

Field legend	Record positions	Entry and instructions
11		For optional use by the DRMO.
12		For hazardous materiel and waste turn-ins, enter the DODAAC of the bill-to office.
13 through 15		For optional use by the DRMO.

Notes:

¹ When demilitarized before transfer to DRMO, the proper demilitarization certification, as required by DOD 4160.21-M-1, must be shown in blocks W-Y.

² Copy of the contract for the disposal of hazardous materiel and waste may be obtained from the unit's supporting DRMO.

³ The total cost of disposal is the disposal contract unit price for that CLIN (see disposal contract) times the disposal quantity.

Table B-4
DD Form 1346-1 for Return of Discrepant FMS Materiel

1. Top position column entries

Item	Record position	Identification or source of data
Document identifier code	1-3	Leave blank.
Routing identifier code	4-6	Leave blank.
Media and status code	7	Leave blank.
Stock number	8-22	Stock or part number of the item authorized to be returned.
Unit of issue	23-24	Unit of issue.
Quantity	25-29	Quantity authorized to be returned.
Document number	30-43	Requisitioners document number from block 8. SF 364.
Suffix	44	Leave blank.
Supplementary address	45-50	leave blank.
Signal code	51	Leave blank.
Fund code	52-53	Leave blank.
Distribution code	54-56	Leave blank.
Project code	57-59	Leave blank.
Priority code	60-61	Leave blank.
Required delivery date	62-64	Leave blank.
Advice code	65-66	Leave blank.
Routing identifier code	67-69	RIC of U.S. supply source preparing DD Form 1348-1.
Blank	70-73	Leave blank.
Unit price	74-80	Unit price for the stock or part number shown in rp 8-22. (Same price as used on the issue document.)

2. Bottom position identification date.

Block	Entries
A	Leave blank.
B	The consignee by account number, name, and address.
C-D	Enter words "Transshipment Point" and account number, name, and address of activity designated to receive the transship materiel. If not designated, leave blank.
E	The extended value of the transaction.
F-N	Leave blank.
O	Date of document preparation.
P	Supply condition code (para G-22 of materiel authorized for return).
Q-Y	Leave blank.
1-10	Leave blank.

Table B-4
DD Form 1346-1 for Return of Discrepant FMS Materiel—Continued

1. Top position column entries

Item	Record position	Identification or source of data
AA-BB		Enter "ROD number" from block 2, SF 364.
CC-GG		Leave blank.
11-12		Leave blank.
13		Transportation fund cite for the shipment.
14-15		Leave blank.

Table B-5
DD Form 1348-1 Automated for Issues from Supply Systems Stocks/Defense Reutilization and Marketing Office (DRMO)/Requisitions for Local Issue from DRMO

1. Top position column entries

Item	Record position	Identification or source of data
Document identifier code	1-3	Enter from requisitions or source document unless indicated otherwise. (On DRMS-directed shipments from DRMOs, use DIG A5....) Requisitions for local issue from the DRMO will contain DIC AO
Routing identifier code	4-6	The RIC of the shipping activity. RIC of the shipping DRMO on DRMS-directed shipments from DRMOs and on requisitions for local issue from a DRMO.
Media and status code	7	M&S code assigned to the requisition document.
Stock or part number	8-22	The stock or part number being released. See block 25. ¹
Unit of issue	23-24	Unit of issue of the stock or part number being released. See block 26 for FMS shipments.
Quantity	25-29	The quantity being released. See block 26 for FMS shipments and other. ¹
Document number	30-43	The document number assigned to the requisition. See block 24. ¹
Suffix code	44	Blank if the document is for release of the total quantity requisitioned. The appropriate suffix code assigned to indicate partial quantity release. See block 24. ¹
Supplementary address	45-50	Perpetuate from the original requisition or source document. See block 26 for FMS shipments.
Signal code	51	Repeat.
Fund code	52-53	Repeat.
Distribution code	54-56	Repeat.
Project code	57-59	Repeat.
Priority code	60-61	Repeat.
Required delivery date	62-64	Repeat.
Advice code	65-66	Leave blank or enter from source document.
Routing identifier code	67-69	RIC shown in rp 67-69 of the source document that identifies the activity directing release of the materiel. (On DRMS-directed shipments from DRMOs, enter RIC S91). On customer requisitions for local issue from DRMO, leave blank.)
Management code(s)	70-73	Enter from source document; leave blank on requisitions for local issue from disposal.
Unit price	74-80	Unit price of item being released. See block 26 for FMS shipments.

2. Bottom position Identification data.

Block	Entries
1	Total price.
2	DODAAC of shipping activity/DRMO. If reduced print is used, in-the-clear address may be entered in addition to the DODAAC.
3	DODAAC of the activity to receive the shipment, if applicable. If reduced print is used, in-the-clear address may be entered in addition to the DODAAC.
4	DODAAC of the MARK FOR recipient, if applicable. If reduced print is used, in-the-clear address may be entered in addition to the DODAAC.
5	Document preparation date (Julian date).

Table B-5

DD Form 1348-1 Automated for Issues from Supply Systems Stocks/Defense Reutilization and Marketing Office (DRMO)/Requisitions for Local Issue from DRMO—Continued

1. Top position column entries

Item	Record position	Identification or source of data
6		National motor freight classification commodity number.
7		Freight rate for the shipment.
8		Type of cargo code (see DOS MILSTAMP, DOD 4500.32-R, Vol. 1).
9		Controlled inventory item code (CIIC).
10		Actual quantity received.
11		Unit pack of item shipped.
12		Unit weight of item shipped.
13		Unit cube of item shipped.
14		Uniform freight classification (UFC) commodity number.
15		Shelf life (para C-39) of item shipped, if applicable; otherwise, leave blank.
16		Freight classification nomenclature.
17		Item nomenclature.
18		Type of containers used for the shipment.
19		Number of containers that make up the shipment
20		Total weight of all containers that make up the shipment.
21		Total cube of all containers that make up the shipment.
22		Received by signature of receiver, or call sign/code of individual authorized access to the automated file.
23		Date received, date shipment was received.
24		Document number—The document number assigned to the requisition. Suffix code—Blank if the document represents re-lease of the total quantity requisitioned. If partial shipment, the appropriate suffix code assigned to indicate quantity released. ¹ (If suffix code is blank, the bar code symbol for a blank will be used so that all 16 positions are bar coded.)
25		National stock number—Enter the stock number or part number being released. (NSN-rp 21 and 22 will be bar coded with the bar code symbol for a blank so that all 15 positions are bar coded. Part numbers—less than 15 positions, the bar code symbol for a blank will be used as necessary so that all 15 positions are bar coded.) Add—for subsistence items, enter the type of pack code in position 21. (See note.)
FOR US shipments		
26		RIC—three positions—the RIC of the shipping activity. Unit of Issue—two positions—the unit of issue of the stock or part number being released. Quantity—five positions—the quantity being released. Condition code—one position—the supply condition code of materiel being released. Cognizance code—two positions—perpetuate from rp 55 and 56 of distribution code field. (If rp 55 and 56 are blank, data will be bar coded in the sequence stated with the bar code symbol for a blank.) Unit price—seven positions—the unit price for the NSN/part number being released. ¹
For FMS shipments		
26		Unit of Issue—two positions—the unit of issue of the stock or part number being released. Quantity—five positions—the quantity being released. Condition code—one position—the supply condition code of materiel being released. Unit price—seven positions—the unit price for the NSN/Part number being released. Supplementary address—four positions—the first position and last three positions of the supplementary address(i.e., service code and case number). (Blanks are not expected, but if they occur, they will be bar coded with the bar code symbol for a blank.)
For DRMO shipments		
26		Leave blank.
27		This block may contain additional data including bar coding for internal use. Data entered in this block is as required by shipping activity by commodity. When data is entered in this block, it will be identified in the clear. Requisitions for local issue from DRIVIO will include either the DTID or excess report number.

Notes:

¹ Data will be prepared in two configurations; (1)three of nine bar code and (2) in-the-clear. When prepared manually, bar code will not be included.

Table B-6
DD Form 1348-1 Automated for Returns to Stock and Transfers (Excluding Transfers to Disposal)

1. Top Line

Top line	Data
1-3	Perpetuate from source document or blank.
4-7	Blank.
8-22	Stock or part number.
23-24	Unit of issue.
25-29	Quantity.
30-43	Document number of consignor (shipper).
44-73	Blank.
74-80	Unit price.

2. Second line

Second line	Data
Blocks 3 and 27	The DODAAC of the activity to which the materiel is directed. The in-the-clear name, number, and address may be in block 27.
Block 27	The supply condition code reflecting the condition of the materiel.
Block 27	The activity account number of the activity to be credited (if applicable) and the appropriate fund code (if applicable).
<i>Note.</i> For intra-Army use, the following entries will also be completed:	
Record position	Entry
44	Suffix code or blank.
45-50	Supplementary address or blank.
51	Signal code. Enter a signal code that specifies shipment to the activity identified in the supplementary address (rp 45-50).
52-53	Fund code. On creditable returns, enter the fund code from the DIC FTR. On noncreditable returns, leave blank.
54-56	Distribution code or blank.
57-59	Project code or blank.
65-66	Return advice code.

Table B-7
DD Form 1348-1 Automated for Transfers to Defense Reutilization and Marketing Office (DRMOs)

1. Top position column entries

Item	Record positions	Identification or Source of Data
Document identifier	1-3	Take from the source document. Within Army, this will always be DIC A5J.
Routing identifier code	4-6	RIC of the shipping activity or leave blank when shipping activity is not assigned a RIC.
Media and status code	7	Leave blank.
Stock or part number	8-22	The stock or part number being released. See block 25. ¹
Unit of issue	23-24	The unit of issue of the stock or part number being turned in.
Quantity	25-29	The quantity being released. See block 26. ¹
Document number	30-43	Take from source document. This cannot be the same document number that was used to receive the materiel. For local excess generated at base, post, camp, or station, assign a local document number. See block 24. ¹
Suffix code	44	Leave blank. See block 24. ¹
Supplementary address	45-50	Enter DODAAC of predesignated consignee DRMO.
Signal code	51	Perpetuate from source document or leave blank. For hazardous materiel and waste turn-ins, use signal code L.
Fund code	52-53	Perpetuate from source document or leave blank. For hazardous materiel and waste turn-ins, enter the fund code(DOD 4000.25-7-SI) designating the funds to be charged.

Table B-7
DD Form 1348-1 Automated for Transfers to Defense Reutilization and Marketing Office (DRMOs)—Continued

1. Top position column entries

Item	Record positions	Identification or Source of Data
Distribution code	54	Perpetuate from source document or leave blank.
Retention quantity	55-61	Enter the quantity to be retained in inventory or leave blank.
Precious metals indicator code	62	Take from DRO. (See para C-38.)
ADPE identification code	63	Take from DRO. (See para C-17.)
Disposal authority code	64	Enter disposal authority code. (See para C-19.)
Demilitarization code ²	65	Code assigned as required by DOD 4160.21-M-1.
Reclamation code	66	Enter code "Y" if reclamation was performed before release to DRMO. Enter "R" if reclamation is to be after turn-in to DRMO. Enter code "N" if reclamation is not required.
Routing identifier code	67-69	Take from DRO.
Ownership code	70	Enter applicable code or leave blank (para C-37).
Supply condition code	71	Enter applicable code (para C-22b).
Management code	72	Take from source document or leave blank.
Screening code	73	Leave blank.
Unit price	74-80	Enter unit price for the NSN/part number in rp 8-22.

2. Bottom position Identification data

Block	Entries
1	The extended value of the transaction.(See note.)
2	The shipping point identified by DODAAC; if reduced printing is used, in-the-clear address may be entered in addition to the DODAAC.
3	The consignee DRMO by DODAAC. This will be the predesignated DRMO and will be entered by the shipping activity; if reduced printing is used, in-the-clear address may be entered in addition to the DODAAC.
4	Insert HM, if turn-in is hazardous materiel or HW, if turn-in is hazardous waste.
5	Date of document preparation, if required by the shipper.
6	National Motor Freight Classification (NMFC), if required by the shipper.
7	Freight rate, if required by the shipper.
8	Coded cargo data, if required by the shipper.
9	Controlled Inventory Item Code (CIIC).
10	The quantity actually received by the DRMO, if different from rp 25-29.
11	The number of units of issue in a package, if required by the shipper.
12	The unit weight applicable to the unit of issue, if required by the shipper.
13	The unit cube applicable to the unit of issue, if required by the shipper.
14	Uniform freight classification, if required by the shipper.
15	Enter shelf life (para C-39), if appropriate, otherwise, leave blank.
16	Enter in-the-clear freight classification nomenclature, if required by the shipper.
17	Item nomenclature, for non-NSN items; enter as much descriptive information as possible. Specified additive data or certification from the generating source for specific types of property should be entered.
18	Enter type of container, if required by the shipper.
19	Enter number of containers that makes up the shipment, if required by the shipper.
20	Enter total weight of shipment, if required by the shipper.
21	Enter total cube of shipment, if required by the shipper.
22	Received by—Enter signature of person receiving the materiel.
23	Date received—Enter date materiel was received and signed for.
24	Document number—Take from source document. This cannot be the same document number that was used to receive the materiel. For locally determined excesses generated at base, post, camp, or station, assign a local document number.

Table B-7**DD Form 1348-1 Automated for Transfers to Defense Reutilization and Marketing Office (DRMOs)—Continued**

1. Top position column entries

Item	Record positions	Identification or Source of Data
		Suffix code—Leave blank. ¹
25		National stock number—Enter the stock number or part number being turned in. Add—For subsistence items, enter the type of pack code in record position 21. ¹
26		For turn in to DRMO, this block will, not contain bar Code data, it is reserved for internal DRMO/DRMS.
27		This block may contain additional data including bar coding for internal use. Data entered in this block is as required by the shipping activity or the DRMO receiving the materiel. When data is entered in this block, it will be identified in—the-clear. For hazardous waste turn-ins, enter the DODAAC of the bill-to office, the contract line item number (CLIN) for the item from the disposal contract ³ , and the total cost of the disposal. ⁴

Notes:

¹ Data will be displayed in two configurations: (1) three of nine bar code and (2) in—the-clear. When prepared manually, bar code will not be included.

² When demilitarized prior to transfer to DAMO, the appropriate demilitarization certification, as required by DOD 4160.21-M-1, must be shown in block 27.

³ Copy of the contract for the disposal of hazardous materiel and waste may be obtained from the unit's supporting DRIVIO.

⁴ The total cost of disposal is the disposal contract unit price for that CLIN (see disposal contract) times the disposal quantity.

Table B-8**DD Form 1348-I Automated for Return of Discrepant FMS Materiel**

1. Top Position column entries

Item	Record positions	Identification or source of data
Document identifier code	1-3	Leave blank.
Routing identifier code	4-6	Leave blank.
Media and status code	7	Leave blank.
Stock or part number	8-22	The stock or part number being returned. See block 25.
Unit of issue	23-24	Unit of issue.
Quantity	25-29	The quantity authorized to be returned.
Document number	30-43	Requisitioners document number from block 8, SF 364. See block 24, DD Form 1348-1 Automated.
Suffix	44	Enter suffix code, block 8, SF 364. See block 24, DD Form 1348-1A.
Supplementary address	45-50	Leave blank.
Signal code	51	Leave blank.
Fund code	52-53	Leave blank.
Distribution code	54-56	Leave blank.
Project code	57-59	Leave blank.
Priority code	60-61	Leave blank.
Required delivery	62-64	Leave blank.
Advice code	65-66	Leave blank.
Routing identifier code	67-69	RIC of U.S. supply source preparing the DD Form 1348-1 Automated.
Blank	70	Leave blank.
Condition code	71	Supply condition code of materiel to be returned.
Blank	72-73	Leave blank.
Unit price	74-80	Unit price for the stock or part number shown in block 25. (Same price as used on the issue document.)

2. Bottom position Identification data

Block	Entries
1	Extended value of the transaction.
2	Leave blank.
3	The consignee's DODAAC. The clear-text address will be entered in block 27.

Table B-8
DD Form 1348-I Automated for Return of Discrepant FMS Materiel—Continued

1. Top Position column entries

Item	Record positions	Identification or source of data
4		Leave blank.
5		Date of document preparation (Julian date).
6-23		Leave blank.
24		Document number and suffix (30-44).
25		Stock number or part number.
26		Enter the words, "transshipment point" and DODAAC number and/or in-the-clear address of activity designated to receive the transshipped materiel. If not designated, leave blank.
27		Enter the words, "ROD number" and the applicable ROD number from block 2, SF 364. Enter the word "Consignee" and the in-the-clear address of the consignee. Enter the words "transportation fund cite" followed by the transportation fund cite applicable to the shipment.

Table B-9
DD Form 1348-4 Automated Data Elements, Configuration, and Locations

1. Top position column entries

Data Element Name	Length	Record positions
Document identifier code	1-3	
Routing identifier code	4-6	
Media and status code	7	
Unit of issue	23-24	
Quantity	25-29	
Service	45	
Supplementary address	46-50	
Signal code	51	
Fund code	52-53	
Distribution code	54-56	
Project code	57-59	
Priority code	60-61	
Required delivery date	62-64	
Advice code	65-66	
Routing identifier code	67-69	
Ownership/purpose code	70	
Condition code	71	
Management code	72	
Screening code	73	

Table B-9
DD Form 1348-4 Automated Data Elements, Configuration, and Locations—Continued

1. Top position column entries

Data Element Name	Length	Record positions
Unit price	74-80	

2. Bottom position Identification data

Block element name	Block size (No. of characters)	Block
Total price	10	1
Ship from	10	2
Ship to	9	3
Mark for	19	4
Doc date	5	5
NMFC	9	6
Freight rate	8	7
Type cargo	10	8
CIIC	4	9
Qty/recd	7	10
Unit pack	3	11
Unit weight	10	12
Unit cube	7	13
UFC	6	14
Shelf life	3	15
Freight classification nomenclature	36	16
Item nomenclature	36	17
Type container	5	18
No. of containers	8	19
Total weight	13	20
Total cube	10	21
Received by	26	22
Date received	10	23
Document number and suffix (30-44)	44	24
National stock number and additional (8-22)	44	25
RIC (4-6) UI (23-24) Qty (25-29) Cond Code (71) Dist (55-56) UP (74-80)	80	26
Additional data (FMS Supp Add; DTID when requisitioning from DRMO)	Variable	27

Table B-10
Automated Packing List (APL)

Line No.	Entry and instructions
(1)	Automated Packing List (Title)
(2)	Operations control number (OCN), as applicable.
(3)	Report date.
(4)	Page number.
(5)	Nomenclature.
(6)	Quantity.
(7)	Unit of issue.
(8)	Stock number (national stock number/part number).
(9)	Document number and suffix (from requisition)
(10)	Supplementary address (supp add).
(11)	Line items (variable number of lines, a listing of each line item, included in the container).
(12)	Container number.
(13)	Less than truck load (LTL).

**Table B-10
Automated Packing List (APL)—Continued**

Line No.	Entry and instructions
(14)	National motor freight classification (NMFC).
(15)	Total containers (total number of containers that make up the shipment).
(16)	TCN (transportation control number).
(17)	TAC (transportation account code), if applicable.
(18)	Shipment unit number (SU number), if applicable.
(19)	From DODAAC and/or in-the-clear address, shipping activity.

**Table B-12
DD Form 1348-6 Requisition(Manual-Long Form)**

1. Top position column entries		Entries Required
Transaction Columns		
1-3		Enter DIC A05/A0E.
4-6		Enter applicable RIC.
7		Enter applicable media and status code.
8-22		Item identification. Enter the Commercial and Government Entity (CAGE) Code, 23-24 when available, and the part number. When CAGE Code is not available, see note 1. When part number exceeds 10 digits, see note 2.
23-24		Enter the unit of issue.
25-29		Enter the quantity requested consistent with the unit of issue.
30-35		Enter DODAAC.
36-39		Enter the Julian date.
40-43		Enter the serial number (G in rp 40 if NMCS/ANMCS request).
44		Enter demand code (R for recurring demand, N for nonrecurring demand).
45-50		Enter applicable supplementary address.
51		Enter applicable signal code.
52-53		Enter applicable fund code.
54-56		a. RP 54, when applicable, enter the distribution code (see para C-11). b. RP 55-56, when applicable, enter the type requirements code (para C-12) for major end items when requisition is for TA and TOE items. c. Codes other than those authorized above will not be significant to the supplier. However, they will be entered in all documents generated from the requisition process.
57-59		Enter project code if assigned; otherwise leave blank.
60-61		Enter the priority designator.
62-64		Enter the required delivery data (RDD). For NMCS requests requiring expedited handling originating overseas or in CONUS units alerted for deployment within 30 days, enter 999. For other NMCS requests, enter N in rp 62. (Short RDD may be entered in rp 63-64). For ANMCS requests, enter E in rp 62. (Short RDD may be entered in rp 63-64.)
65-66		Enter the advice code to show instructions to the source of supply.
67-69		Leave blank.
70		Enter one of the codes below to identify publication in rp 71-80. If not applicable, leave blank. A-Technical Order or Technical Manual. B-End item identification. C-Noun description of item. D-Drawing or specification number. 71-80
71-80		Enter reference publication number. The type of publication (TM, SB, SC) and the final character of its identification may be omitted if there is not enough space.

2. Bottom position identification data

Title	Block Number	Special Entries Required
Manufacturer's code and part number	1	Enter the item commercial and government entity(CAGE) code when available, first, followed by the complete part number when the part number exceeds 10 digits.
Manufacturer's name	2	Enter the manufacturer's name and address (including zip code, if known) when the CAGE is not available.
Manufacturer's catalog identification	3	Enter the manufacturer's catalog identification number when available.
Date (YYMMDD)	4	Enter the date of the manufacturer's catalog identification in calendar date format (YYMMDD).
Technical order number	5	Enter applicable technical order number in which the requested item may be defined.
Technical manual number	6	Enter applicable technical manual number in which the requested item may be defined.
Name of item requested	7	Enter the appropriate name of item requested.
Description of item requested	8	Enter the description of item requested and if necessary, attach exhibits or pictures.
Color	8a	Enter the color of item requested, if applicable.
Size	8b	Enter the size of item requested, if applicable.
End item application	9	Enter the name of the applicable end item for which the requested item applies. Entry should cite NSN and/or nomenclature. If application is unknown, enter unknown.
Source of supply	9a	Enter the source of supply of the applicable end item, if known.
Make	9b	Enter the manufacturer's make of the applicable end item, if known.
Model number	9c	Enter the manufacturer's model number of the applicable end item, if known.
Series	9d	Enter the manufacturer's series number of the applicable end item, if known.
Serial number	9e	Enter the manufacturer's serial number of the applicable end item, if known.

Table B-12
DD Form 1348-6 Requisition(Manual-Long Form)-Continued

1. Top position column entries

Transaction Columns	Entries Required
Requisitioner 10	Enter the requisitioners clear text name, commercial or AUTOVON number, and address including zip code from DODAAD or similar publication.
Remarks 11	Enter any additional information which will assist the source of supply to obtain the correct item such as 1. Notations for fund cite. 2. Fund available. 3. Validation for procurement purposes. 4. The date, and signature of receiving individual when DD Form 1348-6 is used for issue is required inn this block. All other blocks are completed as described.

Notes:

When a CAGE Code is not available, complete blocks 2 through 9 of this section with as much information as possible.
When the part number (rp 13-22) exceeds 10 digits, enter the complete part number (including the CAGE Code when available) in block 1 of the identification data section. Enter the CAGE Code, when available, first, followed by the part number.

DOC IDENT	REQ IDENT	FEC	MIN	ADD	QUANTITY	REQUISITIONER	DATE	SERIAL	SUPPLEMENTARY	LINE	PROJECT	PROG	DEL	ADV
SEND TO:						REQUISITION IS FROM:								
A										B				
C										D				
E										F				
G										H				
I										J				
K										L				
M										N				
O										P				
Q										R				
S										T				
U										V				

Handwritten entries in the form include:
 - Block 1: AΦAB16SAΦAB16S
 - Block 2: 596ΦΦΦ1883524
 - Block 3: EAΦΦΦΦ5
 - Block 4: W22PEQ1Φ64ΦΦΦ4RYABC AAA
 - Block 5: 11
 - Block 6: Φ8

Figure B-1. DOD Single Line Item Requisition System Document (Manual)(DD Form 1348), Completed in Four Copies

DD FORM 1348-1 AUTOMATED, NOV 87 ISSUE RELEASE/RECEIPT DOCUMENT

1. DOC DATE & MARK		7. FMT RATE		8. TYPE CARGO		9. PG	
10. QTY. RECD	11. LP	12. UNIT WEIGHT	13. UNIT CUBE	14. UFC	15. S.		
16. FREIGHT CLASSIFICATION NOMENCLATURE				17. ITEM NOMENCLATURE			
18. TV CONT	19. NO CONT	20. TOTAL WEIGHT	21. TOTAL CUBE	22. RECEIVED BY			
				23. DATE RECEIVED			

DI	DO	OS	ON	UI	NS	IS	QUANTITY	SUPPLY	S	F	DIS	PRO	P	ROD	A	IN	OCM	FOR	INT	DM	
1	2	3	4	5	6	7	8	9	0	1	2	3	4	5	6	7	8	9	0	1	2
FROM	TO	DATE	QUANTITY	UNIT	CLASSIFICATION	ISSUE	QUANTITY	ADDRESS	UNIT	CLASSIFICATION	ISSUE	PROJECT	PROJECT	SEA	CLASSIFICATION	ISSUE	PROJECT	PROJECT	PROJECT	PROJECT	

1560003123416

H25C1R925500028

BR4EA00140000245

FORM APPROVED, OMS NO. 9704-0188

Figure B-5. DD Form 1348-1Automated, DOD Issue Release/Receipt Document (Example of Preprinted Form with LOGMARS Bar Coding by Dot Matrix)


```

(LINE 1)                                AUTOMATED PACKING LIST
(LINE 2)  NWLF01   DCN 129518           REPORT DATE 07.24.85.205   PAGE 1
(LINE 3)  NOMENCLATURE   QTY   UI   STOCK NUMBER   DOCUMENT NO.   SUPP ADD
          MICROCIR       00004  EA   5962011291152  FB206752000070  YATA479
(LINE    MICROCIR       00001  EA   5962011283890  FB206752000071  YATA479
ITEM    MICROCIR       00001  EA   5962011064661  FB206752000074  YATA479
DATA)   MICROCIR       00001  EA   5962011013751  FB206752000081  YATA479
          MICROCIR       00001  EA   5962010824486  FB206752000088  YATA479
          MICROCIR       00001  EA   5962010775072  FB206752000089  YATA479
          MICROCIR       00002  EA   5962010692637  FB206752000090  YATA479
(LINE 4)  CONTAINER 0001           LTL           NMFC
          0100.0           061700
(LINE 5)  TOTAL CONTAINERS 00001           TCN           TAC   SU NUMBER
          FB206752000232X  S1EE  20151671
(LINE 6)  FROM:  SW 3400
          DEFENSE DEPOT OGDEN
          OGDEN UTAH 34407

```

LEGEND:

- LINE 1 - Title
- LINE 2 - Shipper's internal report number (NWLF01), shipper's operational control number (DCN 129518), Report Date MM.DD.YY.TIME (07.24.85.205), page number (1)
- LINE 3 - NOMENCLATURE (name), QTY (issue quantity), UI (unit of issue), STOCK NUMBER (national stock number/part number), DOCUMENT NUMBER (requisitioner's document number), SUPP ADD (supplementary address)
- LINE ITEM DATA - Line items contained in shipment
- LINE 4 - CONTAINER (number of containers) LTL (less than load), NMFC (National Motor Freight classification)
- LINE 5 - TOTAL CONTAINERS (number of containers in a shipment), TCN (transportation control number), TAC (transportation account code), SU number (shipment unit number)
- LINE 6 - FROM (address of shipping activity)

Figure B-9. Sample of an Automated Packing List (APL)

1	2	3	4	5	6	7	8	9	10	11	12	13	14	15	16	17	18	19	20	21	22	23	24	25	26	27	28	29	30	31	32	33	34	35	36	37	38	39	40	41	42	43	44	45	46	47	48	49	50	51	52	53	54	55	56	57	58	59	60	61	62	63	64	65	66	67	68	69	70	71	72	73	74	75	76	77	78	79	80	81	82	83	84	85	86	87	88	89	90	91	92	93	94	95	96	97	98	99	00																																																		
TO: MARK-FOR BCNO4V 9243 0286 XXX TCN BCNO4V 9243 0286 XXX TP1										DEPARTMENT OF THE ARMY LEXINGTON--BG ARMY DEPOT LEXINGTON, KY 40511-5050 OFFICIAL BUSINESS PENALTY FOR PRIVATE USE \$300 00										TO: MARK-FOR BCNO4V 9243 0286 XXX TCN BCNO4V 9243 0286 XXX TP1										PMS CASE NR KRF COMMANDING OFFICER 5 CANADIAN FORCES SUPPLY DEPOT CANADIAN FORCES BASE MONCTON MONCTON NEW BURNSWICK CANADA										P02 89257 89257 9T4943R 001 001 EXT WT 9.00 EXT CU .36																																																																																																													
CCK 001 01 02 03 04 05 06 07 08 09 10 11 12 13 14 15 16 17 18 19 20 21 22 23 24 25 26 27 28 29 30 31 32 33 34 35 36 37 38 39 40 41 42 43 44 45 46 47 48 49 50 51 52 53 54 55 56 57 58 59 60 61 62 63 64 65 66 67 68 69 70 71 72 73 74 75 76 77 78 79 80 81 82 83 84 85 86 87 88 89 90 91 92 93 94 95 96 97 98 99 00										1. MARK-TO LOCATION 10115033A										2. MARK-TO CODE 29 01										3. MARK-TO QUANTITY 00.30										4. MARK-TO WEIGHT 012 34030										5. MARK-TO UNIT LTL U										6. MARK-TO DATE 060560										7. MARK-TO FROM REC 89249										8. MARK-TO TO 5 CANADIAN FORCES SUPPLY DEPOT CANADIAN FORCES BASE MONCTON MONCTON NEW BURNSWICK CANADA										9. MARK-TO FROM YB01										10. MARK-TO TO 2L595 AA										11. MARK-TO FROM 03										12. MARK-TO TO 0000558										13. MARK-TO FROM 167.40										14. MARK-TO TO 5TD89257 9T4943R .001/001									
1. ITEM DESCRIPTION ANTENNA EL										2. ITEM QUANTITY 00.30										3. ITEM WEIGHT 012 34030										4. ITEM UNIT LTL U										5. ITEM DATE 060560										6. ITEM FROM REC 89249										7. ITEM TO 5 CANADIAN FORCES SUPPLY DEPOT CANADIAN FORCES BASE MONCTON MONCTON NEW BURNSWICK CANADA										8. ITEM FROM YB01										9. ITEM TO 2L595 AA										10. ITEM FROM 03										11. ITEM TO 0000558										12. ITEM FROM 167.40										13. ITEM TO 5TD89257 9T4943R .001/001																													
1. SELECT CODE A DESC STOCK										2. SELECT CODE B EXP										3. FMS AUTO										4. SHIP BY TRACEABLE MEANS PK REF NO MFLSTD726										5. FMS CASE NR KRF										6. COMMANDING OFFICER 5 CANADIAN FORCES SUPPLY DEPOT CANADIAN FORCES BASE MONCTON MONCTON NEW BURNSWICK CANADA										7. PMS CASE NR 89257 89257 9T4943R 001 001										8. EXT WT 9.00										9. EXT CU .36																																																																					
DD FORM 1348-1A, SEP 87 (BLUE)										Jun 86 edition may be used										FORM APPROVED OMB NO 0704-018										DOD SINGLE LINE ITEM RELEASE/RECEIPT DOCUMENT																																																																																																																							

Figure B-10. DD Form 1348-1Automated (Blue), DOD Single Line Item Release/Receipt Document

DD Form 1348-2, FEB 89 ISSUE RELEASE/RECEIPT DOCUMENT WITH ADDRESS LABEL

1	2	3	4	5	6	7	8	9	0	1	2	3	4	5	6	7	8	9	0
DO	FR	QU	SA	DI	PRO	REC	PRO	REC	PRO	REC	PRO	REC	PRO	REC	PRO	REC	PRO	REC	PRO
CE	NO	AN	TI	RE	JE	CT	JE	CT	JE	CT	JE	CT	JE	CT	JE	CT	JE	CT	JE
Y																			

21. NATIONAL STOCK NO. 2
 22. NATIONAL STOCK NO. 2
 23. NATIONAL STOCK NO. 2

24. DOCUMENT NUMBER
 W22PKS52940102

25. REC (1-9)
 26. QUANTITY
 27. ADDITIONAL DATA
 EA00004A99999999XXXXX

28. POSTAGE DATA
 OFFICIAL BUSINESS
 W22PKS 5294 0102 AXX

29. SHIP TO
 NEW CUMBERLAND ARMY DEPOT
 NEW CUMBERLAND, PA 17070

30. WEIGHT
 3.00
 FROM

31. TYPE SERVICE
 First-Class Priority

1. SHIP TO
 2. SHIP FROM
 3. DOC DATE & MARC
 4. MARK FOR
 5. UNIT PRICE
 6. DOLLARS CTS
 7. FRIT RATE
 8. TYPE CARGO
 9. FS
 10. QTY. REC'D
 11. UN
 12. UNIT WEIGHT
 13. UNIT CUBE
 14. UFC
 15. SA
 16. FREIGHT CLASSIFICATION NOMENCLATURE
 17. ITEM NOMENCLATURE
 18. TV CONT
 19. NO CONT
 20. TOTAL WEIGHT
 21. TOTAL CUBE
 22. RECEIVED BY
 23. DATE RECEIVED

Figure B-11. DD Form 1348-2, DOD Issue Release/Receipt Document with Address Label Attached

NOTICE OF AVAILABILITY/SHIPMENT		<i>FROM: (Issuing Agency's complete name and address)</i> Commander US Army Troop Support Command ATTN: AMSTS St. Louis, Missouri 63120-1798				
		FOR (Name of Country) Israel			(NUMBER OF LINE ITEMS) IDENTIFIED ON ACCOMPANYING DD FORM(S) 250/1348-1 1	
NOTICE NUMBER TCNWT5KETO2900004X	CASE NO. 29	TYPE PACK DD1348-1	PIECES DD1348-1	WEIGHT (Lbs.) DD1348-1	CUBE DD1348-1	SECURITY CLASSIFICATION UNCLASSIFIED
AMMUNITION/EXPLOSIVES CLASS Class VIII (aviation)		EXTREME DIMENSIONS/WEIGHT				
WEIGHT (Lbs.)		LENGTH (Feet)		WIDTH (Feet)		HEIGHT (Feet)
TO BE COMPLETED BY ADDRESSEE (Press hard when writing) 1. After completion detach both copies - retain Copy 2 for your records. 2. Fold Copy 3, place in envelope and mail at once to the Issuing Activity's address.						
CONSIGNEE TO (Enter the complete name and address of Consignee)						
NAME			STREET			
CITY			STATE (Include ZIP Code)			
OTHER INFORMATION						
ADDRESSEE →						

DD FORM 1348-5, 1 Jun 69

Figure B-12. Notice of Availability/Shipment (DD Form 1348-5), Completed in Three Copies

DOCUMENT IDENTIFIER			ROUTING IDENTIFIER				M & S	ITEM IDENTIFICATION* (NSN FSCM-Part No., Other)																	UNIT OF ISSUE	QUANTITY				DOCUMENT NUMBER					
								FSCM							PART NUMBER															REQUISITIONER					
1	2	3	4	5	6	7	8	9	10	11	12	13	14	15	16	17	18	19	20	21	22	23	24	25	26	27	28	29	30	31	32	33	34	35	
							8	6	4	0	3	4	0	3	3	6	3	1					E	A	0	0	0	0	1	W	4	5	G	1	8
DOCUMENT NO. (Cont.)							DATE	SERIAL	SUPPLEMENTARY ADDRESS	FUND CODE	DISTRIBUTION CODE	PROJECT CODE	PRIORITY	REQUIRED DELIVERY DAY OF YEAR	ADVICE CODE	BLANK																			
36	37	38	39	40	41	42	43	44	45	46	47	48	49	50	51	52	53	54	55	56	57	58	59	60	61	62	63	64	65	66	67	68	69		
9	3	6	2	0	0	0	1																												
										REJECT CODE (FOR USE BY SUPPLY SOURCE ONLY)		IDENTIFICATION DATA																							
												*1 MANUFACTURER'S CODE AND PART NO. (When they exceed card columns 8 thru 22)																							
70	71	72	73	74	75	76	77	78	79	80	65		66		*2 MANUFACTURER'S NAME																				
A	9	2	3	2	0	2	6	6	3	4					CHRYSLER CORP.																				
3. MANUFACTURER'S CATALOG IDENTIFICATION										4. DATE (YYMMDD)										5. TECHNICAL ORDER NUMBER															
6. TECHNICAL MANUAL NUMBER										7. NAME OF ITEM REQUESTED																									
8. DESCRIPTION OF ITEM REQUESTED										HOOD																									
										8a. COLOR																									
										8b. SIZE																									
9. END ITEM APPLICATION										8c. SOURCE OF SUPPLY																									
M880 1 1/2 TON TRUCK																																			
9b. MAKE					9c. MODEL NUMBER					9d. SERIES					9e. SERIAL NUMBER																				
DODGE (1977)					M880					M880					BE7S115662																				
10. REQUISITIONER (Clear text name and address)										11. REMARKS																									

REPEAT OFF

FOLD LINE

DD Form 1348-6, FEB 85 Edition of Apr 77 may be used until exhausted. **DOD SINGLE LINE ITEM REQUISITION SYSTEM DOCUMENT (MANUAL - LONG FORM)**

Figure B-13. Sample of DD Form 1348-6 (Revised) DOD Single Line Item Requisition System Document (Manual-Long Form)

06S HR 2		6760 0092155 24		EA 00001 W22PK552940102		W22PFC AGK		13		AN5AA		320						
DOC IDENT	ROUTING IDENT	FSC	FIIN	ADD'L	QUANTITY	ACTIVITY	DATE	SERIAL	LOSSING ICP	MULTI-USE	FUND	DISTRIB	PROJECT	DAY	ROUTING IDENT	DATE	MULTI-USE	
DOCUMENT IDENTIFIER (10)		STOCK NUMBER			UNIT OF ISSUE	QUANTITY	FUND	DISTRIB	PROJECT	MULTI-USE	SHIPMENT NO	ROUTING IDENT	O/P	COND	DATE	MULTI-USE		
A DATE PREPARED		B PREPARED BY			C DOC IDENT	D ROUTING IDENT (10)	E FUND	F STOCK NUMBER	G ADD'L	H UNIT OF ISSUE	I QUANTITY	J	K	L	M	N	O	P
30		44 45																
31		54 57 60																
73		76																
DOC IDENT	ROUTING IDENT	FSC	FIIN	ADD'L	QUANTITY	DOCUMENT NUMBER	ADDRESS	DATE	SERIAL	LOSSING ICP	MULTI-USE	FUND	DISTRIB	PROJECT	DAY	ROUTING IDENT	DATE	MULTI-USE
839349 B5C																		

Figure B-14. DOD Materiel Receipt Document (DD Form 1486)

D8A B16		6760 009215524		EA 05056 W22PQU 10310164E		AN5AA												
DOC IDENT	ROUTING IDENT	FSC	FIIN	ADD'L	QUANTITY	ACTIVITY	DATE	SERIAL	LOSSING ICP	MULTI-USE	FUND	DISTRIB	PROJECT	DAY	ROUTING IDENT	DATE	MULTI-USE	
DOCUMENT IDENTIFIER (10)		STOCK NUMBER			UNIT OF ISSUE	QUANTITY	FUND	DISTRIB	PROJECT	MULTI-USE	SHIPMENT NO	ROUTING IDENT	O/P	COND	DATE	MULTI-USE		
A DATE PREPARED		B PREPARED BY			C DOC IDENT	D ROUTING IDENT (10)	E FUND	F STOCK NUMBER	G ADD'L	H UNIT OF ISSUE	I QUANTITY	J	K	L	M	N	O	P
31 Jan 81		Barbara J Watts Sty. Inspector																
30		44 45																
31		54 57 60																
73		76																
DOC IDENT	ROUTING IDENT	FSC	FIIN	ADD'L	QUANTITY	DOCUMENT NUMBER	ADDRESS	DATE	SERIAL	LOSSING ICP	MULTI-USE	FUND	DISTRIB	PROJECT	DAY	ROUTING IDENT	DATE	MULTI-USE
184 W48776																		

Figure B-15. DOD Materiel Adjustment Document (DD Form 1487)

BM4ANS	6760009215524	EA0000005054	oddu	0	B16B16S0000306
DOC NO	IN TO	STOCK NUMBER FROM	STOCK NUMBER TO	DATE	UNIT PRICE
PROPERTY IDENTIFIER	QUANTITY	UNIT	MANAGER	UNIT PRICE	REMARKS
1	2	3	4	5	6
7	8	9	10	11	12
13	14	15	16	17	18
19	20	21	22	23	24
25	26	27	28	29	30
31	32	33	34	35	36
37	38	39	40	41	42
43	44	45	46	47	48
49	50	51	52	53	54
55	56	57	58	59	60
61	62	63	64	65	66
67	68	69	70	71	72
73	74	75	76	77	78
79	80	81	82	83	84
85	86	87	88	89	90
91	92	93	94	95	96
97	98	99	00	01	02
03	04	05	06	07	08
09	10	11	12	13	14
15	16	17	18	19	20
21	22	23	24	25	26
27	28	29	30	31	32
33	34	35	36	37	38
39	40	41	42	43	44
45	46	47	48	49	50
51	52	53	54	55	56
57	58	59	60	61	62
63	64	65	66	67	68
69	70	71	72	73	74
75	76	77	78	79	80
81	82	83	84	85	86
87	88	89	90	91	92
93	94	95	96	97	98
99	00	01	02	03	04
05	06	07	08	09	10
11	12	13	14	15	16
17	18	19	20	21	22
23	24	25	26	27	28
29	30	31	32	33	34
35	36	37	38	39	40
41	42	43	44	45	46
47	48	49	50	51	52
53	54	55	56	57	58
59	60	61	62	63	64
65	66	67	68	69	70
71	72	73	74	75	76
77	78	79	80	81	82
83	84	85	86	87	88
89	90	91	92	93	94
95	96	97	98	99	00

STORAGE ITEM DATA CHANGE DOCUMENT (AR 725-50)

PREVIOUS EDITION IS OBSOLETE
DA FORM 2510
1 DEC 64

Figure B-16. Storage Item Data Change Document (DA Form 2510)

DOCUMENT IDENTIFICATION													
1 DOC. IDENT. NO.	2 FORMING NO.	3 DOC. NO.	4 DOC. NUMBER	5 DATE	6 SUPPLEMENTARY ADDRESS	7 PUNG	8 DISTRICT	9 PROJECT	10 PROJECT	11 PROJECT	12 PROJECT	13 PROJECT	14 PROJECT
1-3	4-6	7	8-10	11	12-15	16	17-18	19-20	21-22	23-24	25-26	27-28	29-30
ADA R16 S M22PEQ 1064 R YABCAA A 11 08 REGISTRATION DATA													
REQUISITION DATA													
15 FIC	16 STOCK NUMBER	17 JOB. NO.	18 UNIT OF ISSUE	19 QUANTITY	20 SERIAL	21 SUPPLEMENTARY ADDRESS	22 DISTRICT	23 PROJECT	24 PROJECT	25 PROJECT	26 PROJECT	27 PROJECT	28 PROJECT
8-11	12-16	17-22	23-24	25-29	30-33	34-39	40-43	44-48	49-53	54-58	59-63	64-68	69-73
5960.0018835		24	EA	00005	0004								
EXAMPLE													
NOTE: Entries in shaded blocks may be in either the FIXED (F) or VARIABLE (V) sections—NEVER in both.													

STANDARD FORM 344
 MAY 1977 EDITION
 GSA GEN. REG. ADMIN. DIVISION
 WASH. DC 20543-0001

MULTIUSE STANDARD REQUISITIONING/ISSUE SYSTEM DOCUMENT

Figure B-17. Multiuse Standard Requisitioning/Issue System Document (SF 344)

Appendix C
 Codes

C-1. Document identifier codes

a. General description.

(1) The DIC identifies a given product (i.e., requisition, passing action, status document, receipt, and adjustment) to the system to

which it pertains. It also identifies data as to its intended purpose and usage. This code enables people to recognize the data and perform the operation dictated. When used with electronic computers, it enables the equipment to select the proper programs and mechanically assimilate and react to that data. See tables C-2 through C-5 and C-9 for A, B, D, F, and X series DICs.

(2) The DIC is a mandatory entry on all documents and related

products entering the supply distribution system under this regulation. Further, each product needed to perform various inventory functions will be identified by the proper code.

(3) The main controlling factor in the DIC is the first position of the code. DOD and DA control the assignment of these first characters. Alphabetic characters currently approved for use are as follows:

(a) *A, B, and D.* As prescribed in this regulation.
 (b) *F.* As prescribed in AR 37-1 and in relation to excess procedures (chap 7).

(c) *T.* As prescribed in DOD 4500.32-R and this regulation (chap 9).

(d) *Z.* As a variable code usable in any or all systems, but under restrictions.

(e) *E, H, R, and U.* As prescribed in this regulation.

(4) DICs prescribed in this regulation are used as follows:

(a) First position (rp 1) *A* (b below)—Identifies requisitioning or issue system transactions, regardless of service or systems within service.

(b) First position (rp 1) *B* (c below) and *X* (i below)—Identify inventory control systems transactions within Services or agencies. Each service may develop and assign these codes. However, they will be confined to intraservice use only.

(c) First position (rp 1) *C*—Identifies inventory control system transactions of DLA and are confined to intra-DLA use only.

(d) First position (rp 1) *D* (d below)—Identifies transaction reporting and inventory accounting system transactions, regardless of service or system within service.

(e) First position (rp 1) *T* (g and h below)—Identifies transportation movement system transactions as prescribed in DOD 4500.32-R. The T series identifies activity address documents used to furnish the Army central service point (CSP) (by a mechanized system) additions, corrections, or deletions to DODAAC(DOD 4000.25-6-M).

(f) First position (rp 1) *Z*—Facilitates service assignment of codes that are necessary to internal ICP, stock control activity (SCA), depot, or base operations. This will be done when codes cannot be identified directly to those in (a), (b), (c), or (d) above or when they are not universal in scope and application. These codes are uncontrolled insofar as the DOD is concerned; however products that contain codes within this structure may never appear on any documents passed beyond the ICP, SCA, storage activity, depot, base, or equivalent activity.

(g) First position (rp 1) *Y*—Facilitates all standard systems internally. Y series document identifiers will never be passed beyond the original generating system.

(h) First position (rp 1) *E, H, R, and U*—Permanently reserved for mobilization exercise purposes. Alphabetic E, H, R, and U in document column 1 identifies mobilization exercise transactions that will not automatically be processed as real documents. Whether such transactions are created for simulation purposes only or require action by elements of supply distribution systems will be explained by the Service or Agency activities responsible for conducting the particular exercise. Services or Agencies responsible for initiating exercises must ensure complete coordination with all DOD components involved. The following code blocks (table C-1) are reserved in the MILS systems for mobilization exercise purposes:

Table C-1
Code Blocks Reserved In MILS Systems for Mobilization Exercise Purposes

MILS Standard System: MILSTRIP A-series
Exercise Code Block: U-series

MILS Standard System: MILSTRAP D-series
Exercise Code Block: E-series

MILS Standard System: MILSTAMP T-series
Exercise Code Block: R-series

MILS Standard System: MILSBILLS F-series
Exercise Code Block: H-series

(5) Second (rp 2) and third (rp 3) positions of A series documents are described as follows:

(a) *Second position (rp 2).* RP 2 will always contain numerics when the products entered are intended to positively result in distribution decisions or otherwise alter accountable balances within distribution systems. That is, all requisitions and passing actions will be numeric. RP 2 will always contain alphabetic when the products entered are informative and do not necessarily result in distribution decisions or altering of accountable balances (i.e., status data, shipment data, follow-ups, cancellations, and similar actions. While cancellations may ultimately affect distribution decisions, all such products will not be effective if received and processed before release of materiel.

(b) *Third position (rp 3).*

1. RP 3, when used with numerics in rp 2, will change the products in which they are contained. When rp 3 is numeric, it means that shipment of materiel is intended for an oversea consignee. Conversely, when rp 3 is alphabetic, it means shipment to or within CONUS. The actual character (numeric or alphabetic) will indicate the content of the stock or part number field. The relationship between the numerics and alphabetic is significant. For example, under electrical accounting machine language, an alphabetic A is actually a numeric 1 with a 12 overpunch; a C is a 3 with a 12 overpunch. For this reason, zero (0) and J through Z may never be assigned when the second position of the DIC is numeric.

2. RP 3, when used with alphabetic in rp 2, will likewise change rp 2. It refers to the identity of the initiator of products being submitted or to intended recipients of products created with distribution systems.

(6) The second (rp 2) and third (rp 3) positions of B series documents are described as follows:

(a) *Second position (rp 2).* When numeric, denotes an inventory transaction that affects an on hand balance or shows an action intended to result positively in a distribution decision. When alphabetic, denotes information that may or may not result in a distribution decision, or affect an accountable balance.

(b) *Third position (rp 3).* The third position (rp 3) augments the second position (rp 2). It furnishes specific information on the transaction.

(7) The second (rp 2) and third (rp 3) of D series documents are described as follows:

(a) *Second position (rp 2).* When numeric, denotes an inventory transaction that affects an on hand balance and shows the general nature of the transaction. An even number denotes a receipt or debit; an odd number denotes an issue or credit. When alphabetic (exclusive DAC and DAA), denotes data on transactions not affecting the overall or total on hand balances.

(b) *Third position (rp 3).* The third position augments the second position. It furnishes specific information on the transaction. To interpret the meaning of the entry, the second and third position digits must be read as a unit.

(8) Special DICs are not provided to distinguish interservice supply support program (ISSP) interrogations and to reply to interrogations (not prescribed herein) on ISSP requisitions. Identification is provided in the serial number of the document number for all ISSP requisitions and related issue documents.

(9) A and D series DIC transactions that contain an X overpunch in rp 25 are reversals of the quantity in the original document.

b. A-series document identifier codes (table C-2).

(1) A-series DICs are used to group requisitioning and issue transactions.

(2) A-series DICs not listed are reserved for future use. They are not to be used unless authorized and issued by DOD. Send requests for assignment of A-series DICs, with justification, to Director, USAMC Logistics Support Activity, ATTN:AMXLS-RSS, Redstone Arsenal, AL 35898-7466.

c. B-series document identifier codes (table C-3).

(1) Within the Army, B-series DICs are used to group supply management data gathering documents.

(2) DA has assigned B-series DICs for intra-Army use between distribution systems. DICs not listed are reserved for future DA

assignment. Send requests for B-series DICs to Director, USAMC Logistics Support Activity, ATTN: AMXLS-RSS, Redstone Arsenal, AL 35898-7466. Requests for B-series DICs should include the following:

- (a) Justification.
 - (b) Document title.
 - (c) Transaction format.
 - (d) Explanation of use and automated system using it.
 - (e) Any requirement for DAAS routing.
- d. D-series document identifier codes(table C-4)*

(1) D-series DICs are used to group inventory accounting transactions.

(2) D-series DICs not listed are reserved for future use. They are not to be used unless authorized and issued by DOD. Send requests for assignment of D-series DICs with justification, to Director, USAMC Logistics Support Activity, ATTN:AMXLS-RSS, Redstone Arsenal, AL 35898-7466.

e. FT-series document identifier codes(table C-5).

(1) DICs of the FT_ series apply to reporting and return of excess materiel to the supply system. Those not listed are reserved for future use. They are not to, be used unless authorized and issued by DOD. Exceptions are DICs FT1 and FT2. They are currently assigned in MILSBILLS.

(2) DICs of the F-series on the financial system and transactions are in AR 37-12 and MILSBILLS, DOD 4000.25-7-M.

(3) The FT-series documents are listed in table C-5.

f. M-series document identifier codes(MAPAD). M-series DICs below (table C-6) are associated with MAPAD, DOD 4000.25-8-M.

Table C-6
M-Series DICs Associated with MAPAD

Code: MA1
Description: Addition to U.S. Army ILP address document file.

Code: MA2
Description: Revision to U.S. Army ILP address document file.

Code: MA3
Description: Deletion to U.S. Army ILP address document file.

g. T-series document identifier codes(DODAAD). T-series DICS below (table C-7) are associated with the DODAAD, DOD 4000.25-6-M.

Table C-7
T-Series DICs Associated with DODAAD

Code: TA1
Description: Activity address addition.

Code: TA3
Description: Activity address correction.

Code: TA4
Description: Activity address deletion.

h. T-series document identifier code(MILSTAMP). The T-series DIC below (table C-8) is associated with the MILSTAMP, DOD 4500.32-R.

Table C-8
T-Series DIC Associated with MILSTAMP

Code: TM1
Description: Request for transportation status
Explanation: From consignee through transportation channels to ICP for shipments in the Defense Transportation System.

i. X-series document identifier codes(table C-9).

(1) X-series DICs are assigned by the Department of the Army for intra-Army use within a distribution system. Those not listed

below are reserved for future assignment. They are not to be used unless authorized and issued by DA.

(2) Send requests for X-series DICs to the Director, USAMC Logistics Support Activity, ATTN: AMXLS-RSS, Redstone Arsenal, AL 35898-7466. Requests for X-series DICs should include the following:

- (a) Justification.
- (b) Document title.
- (c) Explanation of use.
- (d) Application area and automated system.

C-2. Routing Identifier codes (rp 4-6,67-69, 74-76)

a. These codes are assigned for processing interservice or agency and intraservice or agency logistical transactions. These codes serve multiple purposes. They are source of supply codes, intersystem routing codes, intrasystem routing codes, and consignor(shipper) codes.

b. To qualify for assignment of a RIC, the facility or activity must be an integral and predetermined element of an established logistical system. It must also perform a general logistical control, distribution, and storage mission. (This includes posts, camps, and stations when applicable.)

c. A RIC on one document does not infer, imply, or intend that follow-up documentation must contain the same code or any element. Any routing identifier serves to identify only one of the following:

- (1) The recipient of the document.
- (2) The creator of the document.
- (3) The activity to which the requisitioner will submit follow-up.
- (4) The consignor (shipper).
- (5) The depot or storage activity to receive returned materiel related to excess procedures.

d. The system does not list or recognize any codes that contain "numerals" in the first position. These codes are reserved and are not used or considered as routing identifiers. All authorized RICs will contain one of the characters that show service assignment, as listed in paragraph C-6, in the first position. The second and third positions may be alphabetic or numeric, or a combination. These positions may identify either a facility or activity of the service or agency shown by the first position.

e. Each service or agency is responsible for assigning RICs to its facilities and activities. A service or agency that has activities located at another service's facility will assign its own RICs to the activity. One that has assets located at another facility will use the RIC assigned by the activity owning or operating the facility. (An appropriate RIC may be assigned to identify these assets when the service or agency owning the assets requests.) The DOD MILSTRIP System Administrator will make RIC "H" series assignments for "Other DOD Activities."

f. Requests for assignments of RICs. must include appropriate justification and complete in-the-clear address, to include the proper nine-digit zip code. The address must not exceed four (4) lines, thirty five (35) characters per line. Requests will be sent to Director, USAMC Logistics Support Activity, ATTN: AMXLS-RSS, Redstone Arsenal, AL 35898-7466.

g. RICs are published in DOD 4000.25-1-S1(MILSTRIP Supplement No. 1). This document is distributed to activities as specified by the major commands.

h. Each service/agency will ensure the currency of RIC assignments. To accomplish this, the MACOM/AMC Major Subordinate Commands will establish a primary and an alternate POC to request RIC assignments and provide revisions to the RIC in-the-clear addresses for installations/activities under their command. When RICs are no longer required (possible reasons for deletion are unit deactivations and contract expirations) the MACOM/AMC Major Subordinate Command will notify LOGSA so the RIC can be deleted from DOD 4000.25-S1. The mailing address for LOGSA is given in f above. To expedite RIC correspondence send request by message to DIRLOGSA REDSTONE ARS AL//AMXLS-RSS// or

by E-mail. The E-mail address can be obtained by calling DSN 645-9745.

C-3. Media & status (M&S) codes (rp 7)

a. The M&S code applies to furnishing status to the requisitioner (rp 30-35) or the supplementary addressee (rp 45-50), or to both, on certain MILSTRIP requisition type documents and related transactions. It also indicates the communications media desired in replying to excess reports submitted by customers to ICPs/IMM under the Materiel Returns Program. M&S codes do not apply to rejected requisitions, cancellations, follow-ups, and responses to materiel obligation validation. It does not relate to furnishing status information to any other authorized element. See table C-10 for M&S codes.

b. M&S Codes are used in different ways, on A series and FT series documents.

(1) *A series documents.*

(a) The M&S Code may show that status is to be given to the requisitioner (rp 30-35) or the supplementary addressee (rp 45-50).

(b) The M&S Code may indicate that no status is to be given to rp 30-35 and rp 45-50 (M&S Codes 0 & Y).

(c) The M&S Code may show that status is limited to the Secondary Inventory Control Activity (SICA). The SICA is identified in rp 54 under all circumstances on transactions for nonconsumable items (M&S Code 8).

(d) Except for M&S Code 8, M&S Codes do not apply to:

1. Rejection or cancellation status.

2. Response to follow-ups.

3. Status responses to Materiel Obligation Validation (MOV-)Response (DIC AP_) documents.

(e) M&S Codes do not prevent the mandatory furnishing of 100 percent supply and shipment status to the activity designated by a significant entry in rp 54.

(f) M&S Code Y is an exception to the general requirement for 100 percent status to the activity designated by a significant entry in rp 54, and specifies that only exception status and shipment status are wanted.

(g) M&S Codes show which of the following types or combinations of status is required:

1. Exception status.

2. 100 percent supply status.

3. Exception status and shipment status.

4. 100 percent supply status and shipment status.

(h) The M&S Code may specify a preferred medium of transmission; this must comply with DAAS document transmission rules explained in paragraph c below.

(2) *MRP (FT series) documents.*

(a) The M&S Code specifies the activity to receive replies to excess reports and related transactions output by ICPs/IMMs.

(b) The M&S Code may show that such replies will be routed to the activity identified in rp 52 (M&S Code 9).

(c) When the SICA is identified in rp 52, M&S Code 9 will be entered and the Signal Code in rp 51 will be C or L.

(d) The M&S Code may specify a preferred medium of transmission; this must comply with DAAS transmission rules explained in paragraph c below.

c. DAAS document transmission media.

(1) Regardless of the M&S Code cited, supply sources will transmit all machine sensible (80 record positions) status documents via the DAAS. Upon receipt of the status documents, DAAS will determine the appropriate transmission media to be used, as follows:

(a) DAAS will transmit documents to addressees by data pattern message when the addressee is served by an AUTODIN data pattern terminal.

(b) When an addressee is not served by an AUTODIN data pattern terminal, DAAS will transmit documents via mail. The mailed status will be in the form of interpreted documents unless M&S code A, G, H, J, P, or Q is cited. When supply and shipment status documents have M&S code A, G, H, J, P, or Q, DAAS will prepare and transmit status by means of a GSA Mailer (GSA Form 10050).

(2) Exceptions to the above are Navy ships and mobile units, deployed units, and other activities served by teletype terminals, who have justified their need for receiving status electrically. The following exception procedures apply only when data pattern AUTODIN communications capability is not available:

(a) DAAS will provide status to these activities electrically via format message except when M&S code 3, 5, C, E, L, N, T, or V is cited showing reply by mail. In those cases, DAAS will provide an interpreted document via mail.

(b) Activities needing this specialized media processing must submit written justification to the Army DAAS focal point representative (AMC, AMCSM-MSM) for consideration.

(3) When supply status documents with DIC AE8, AS8, or AU8 are received from a Service/Agency, DAAS will provide DIC AE_, AS_, or AU_ status. This will be based on MILSTRIP status distribution rules (chap 3 & 4). When DAAS gets DIC AS8 from SOS in accordance with paragraph 4-60b, no further distribution of shipment status will be made.

(4) Status requiring exception data is excluded from the requirement and will be mailed by the transmitting activity.

d. Activities that require status are encouraged to request (IAW chap 3), obtain, and use full supply and shipment status. This requirement will be put in effect to reduce the need for activities to submit follow-up inquiries.

e. The M&S Code is a mandatory entry by the creator of the document. It will not be changed during subsequent processing, except in accordance with chapters 3 or 4, or by SICA processing in accordance with chapter 7.

f. M&S Codes 1, I, O, and Y are reserved for future use by DOD.

g. M&S Codes are listed in table C-10.

h. The authorized status codes stratified by type of status are shown in table C-11.

i. The authorized status codes stratified by preferred media of transmission are shown in table C-12. The preferred media aspect, however, may be overridden by DAAS' transmission rules, explained in paragraph c above.

j. To aid in M&S code conversion, table C-13 is provided as interim guidance:

Table C-13
M&S Code Conversion

Old: 6
New: 2

Old: 7
New: 4

Old: 8 (A & FT series DICs)
New: 8 (A series DICs for PICA/SICA)

Old: 9 (A & FT series DICs)
New: 9 (F series DICs for PICA/SICA)

Old: F
New: B

Old: G
New: D

Old: P
New: M

Old: R
New: K

Old: W
New: S

Old: X
New: U

C-4. Stock or part number (rules for entry) (rp 8-22)

a. When a 13-digit NSN or non-NSN assigned to Oversea Dependent School System item applies (fig C-1)—

(1) Enter FSC in rp 8-11.

(2) Enter the NIIN in rp 12-20.

(3) Items such as cognizance symbols, stratification codes, fraction symbols, and condition codes are never to be entered in rp 8-20.

b. When codes are required in addition to the NSN to properly identify the item being requisitioned and the initial processing source recognizes them, enter in rp 21-22. If less than two digits, entry will be in rp 21. (See fig C-2.)

c. When a 13-digit NATO stock number applies—

(1) Enter the NATO supply class (FSC) in rp 8-11.

(2) Enter the two-digit NATO country code in rp 12-13.

(3) Enter the former Federal item identification number (FINN) in rp 14-20. (See fig C-3.)

d. When a manufacturer's part number applies—

(1) Enter the manufacturer's identity code (CAGE) in rp 8-12. If this type of code is not available, entry will be in-the-clear in the Remarks section.

(2) Enter the manufacturer's part number, if 10 digits or less, in rp 13-22 (from left to right). Leave unused spaces blank.

(3) When a manufacturer's part number exceeds 10 digits, requisition the materiel on DD Form 1348-6.

(4) When requisitioning across service lines (i.e., inter-service, DLA Supply Centers, GSA), enter the manufacturer's identification code (rp 8-12) (prescribed 5-digit CAGE). When the requisitioner cannot determine the appropriate 5 digit code, provide the manufacturer's name using DD Form 1348-6. (See fig C-4.)

e. If a stock number or manufacturer's part number is not known but a description or publication reference is available to adequately identify the item, and it is meaningful to the processing point, use DD Form 1348-6.

f. When other than an NSN, part number, or NATO stock number applies (i.e., a production equipment code (PEC), DOD ammunition number, and locally assigned number) and:

(1) If 15 digits or less, start in rp 8 and progress to the right. Leave unused spaces blank. (See fig C-5.)

(2) If 16 digits or more, use DD Form 1348-6 and enter the entire number in block 1. (See fig C-6.)

g. RP 3 of the DIC is significant to the type of number entered in rp 8-22.

Note. Any requisition that contains a PEC, DOD Ammunition Number, or locally assigned number must contain a "4" or "D" unless other data is entered in the "Remarks" space.

h. Requisitions for perishable and nonperishable subsistence will contain the applicable subsistence type of pack code in rp 21.

i. For any receipt or adjustment document with a 16 digit or more, part number (long part number), storage activities will enter the part number in the remarks block. They will also mail the document to the applicable AA. The AA will assign Management Control Numbers (MCNs) to any part number exceeding the 15 positions provided in the MILSTRIP/MILSTRAP documents. The MCN may be used internally within the AAs and between the depot and the AA. It will not be used outside these installations.

C-5. Document number entries

a. General description (rp 30 through 43). See table C-14.

(1) The document number is a nonduplicative number used throughout the system. For support of U.S. Forces, it is constructed of the four basic elements below. (See chap 11 for document number construction for FMS and Grant Aid transactions.)

(a) Service (rp 30) or FEDSTRIP (Federal Standard Requisitioning and Issue Procedure) agency (rp 30-3 1).

(b) Requisitioner (rp 31-35) or FEDSTRIP address (rp 32-35).

(c) Date (rp 36-39).

(d) Serial number (rp 40-43).

(2) The entry in rp 30 (service) or rp 30-31 (FEDSTRIP agency) will always be the appropriate character. It will indicate the Military

Service or other governmental ownership or sponsorship (para C-6, tables C-15 and C-16). Specific alpha characters are prescribed for normal requisitioning and shipping and for ILP and contractor's use. Numeric characters are assigned for use by civilian agencies operating under the FEDSTRIP program.

(3) Entries in rp 31-35 (requisitioner) may be alpha numeric, or a combination of both. They indicate a specific account number for requisitioning and receiving materiel. Entries in rp 32-35 (civil agency addresses) may also be alpha, numeric, or a combination of both. The account number or address code for each activity will be established and issued by each of the services, DLA, and GSA. (See DOD 4000.25-6-M.) Each account or address code established will contain or serve as an address. This will permit shipping and billing for materiel and for mailing of documentation.

(4) Entries in rp 36-39 (date) will always be numeric. They will be the actual date of transmittal from the requisitioning agency to the supply source. If requisitions are predated to facilitate local processing, the date will be amended, if necessary, to show the true date of transmittal.

(a) RP 36 will indicate the last numeric digit of the calendar year in which the document was originated. Example: "6" for 1986, "7" for 1987.

(b) RP 37-39 will indicate the numeric consecutive day of the calendar year. Example: "035" for 4 February.

(5) Entries for rp 40-43 will indicate the serial number of the document. With the exceptions listed in table C-14, serial numbers may be assigned at the discretion of the originator. Originators will not duplicate assignments of serial numbers on the same day. RP 40 may consist of an alpha or numeric character with the use of certain alphas limited as indicated in table C-14. Interservice/agency requisitions may be prepared to include alpha or numeric characters in these columns. The alpha codes listed in table C-14 have been reserved for use in rp 40.

b. The Service (rp 30) and agency (rp 30-3 1) codes are in paragraph C-6 (tables C-15 and C-16).

C-6. Service/agency codes

a. MILSTRIP service assignment codes.

(1) Service codes are designed to identify service or agency in MILSTRIP documentation. For this purpose, these codes are used with other codes to identify the parent service or agency of requisitioners and other addresses.

(2) The service codes will be used in rp 4, 30, 45, 67, and 74 of the DD Form 1348-series of documents.

(3) MILSTRIP service codes are in table C-15.

b. FEDSTRIP civil agency assignment codes.

(1) FEDSTRIP provides for the use of the 2-position numeric service codes (civil agency codes) to be entered in rp 30-31 and 45-46 of the DD Form 1348-series of documents to identify civilian agencies under FEDSTRIP.

(2) FEDSTRIP Civil Agency Codes are in table C-16.

Table C-16
FEDSTRIP Civil Agency Codes

1. Alphabetical sequence
Code Civil Agency Identification

44	Action
55	Advisory Commission on Intergovernmental Relations
72	Agency for International Development
74	American Battle Monuments Commission
01	Architect of the Capitol
70	Civil Aeronautics Boards
76	Commemorative Commissions
37	Commission of Fine Arts
00	Congress and Miscellaneous Organization
61	Consumer Products, Safety Commission
96	Corps of Engineers, Civil
06	Cost Accounting Standards Board
12	Department of Agriculture
89	Department of Energy
57	Department of the Air Force

Table C-16
FEDSTRIP Civil Agency Codes—Continued

1. Alphabetical sequence

Code	Civil Agency Identification
21	Department of the Army
13	Department of Commerce
97	Department of Defense
91	Department of Education
75	Department of Health and Human Services
86	Department of Housing and Urban Development
14	Department of the Interior
15	Department of Justice
16	Department of Labor
17	Department of Navy
19	Department of State
69	Department of Transportation
20	Department of Treasury
99	District of Columbia
68	Environmental Protection Agency
45	Equal Employment Opportunity Commission
11	Executive Office of the President
83	Export-Import Bank of the United States
83	Export-Import Bank of Washington
78	Farm Credit Administration
27	Federal Communication Commission
51	Federal Deposit Insurance Corporation
58	Federal Emergency Management Agency
82	Federal Home Loan Bank Board
54	Federal Labor Relations Authority
65	Federal Maritime Commission
93	Federal Mediation and Conciliation Service
29	Federal Trade Commission
05	General Accounting Office
47	General Services Administration
04	Government Printing Office
95	Independent U.S. Government Agencies
30	Interstate Commerce Commission
10	Judiciary
03	Library of Congress
41	Merit System Protection Board
48	Miscellaneous Commissions
80	National Aeronautical and Space Administration
28	National Consumer Cooperative
25	National Credit Union Administration
59	National Foundation on the Arts and Humanities
63	National Labor Relations Board
49	National Science Foundation
24	Office of Personnel Management
07	Office of Technology and Assessment
71	Overseas Private Investment Corporation
42	Pennsylvania Avenue Development Corporation
35	Permanent Committee for the Oliver Wendell Holmes Devise
52	Permitting and Enforcement Federal Inspection for the Alaska Gas Pipeline
60	Railroad Retirement Board
46	Regional Commissions
50	Securities and Exchange Commission
90	Selective Service System
73	Small Business Administration
33	Smithsonian Institution
40	Subversive Activities Control Board
23	Tax Court of the United States
64	Tennessee Valley Authority
94	U.S. Arms Controls and Disarmament Agency
02	U.S. Botanic Gardens
18	U.S. Postal Service
98	United States Railroad Association
84	United States Soldiers' Home
67	United States Information Agency
34	United States International Trade Commission
36	Veteran's Administration
85	Water Resources Council

2. Numerical sequence.

Code	Civil Agency Identification
00	Congress and Miscellaneous Organization

Table C-16
FEDSTRIP Civil Agency Codes—Continued

1. Alphabetical sequence

Code	Civil Agency Identification
01	Architect of the Capitol
02	U.S. Botanic Gardens
03	Library of Congress
04	Government Printing Office
05	General Accounting Office
06	Cost Accounting Standards Board
07	Office of Technology and Assessment
10	Judiciary
11	Executive Office of the President
12	Department of Agriculture
13	Department of Commerce
14	Department of Interior
15	Department of Justice
16	Department of Labor
17	Department of Navy
18	U.S. Postal Service
19	Department of State
20	Department of the Treasury
21	Department of the Army
23	Tax Court of the United States
24	Office of Personnel Management
25	National Credit Union Administration
27	Federal Communications Commission
28	National Consumer Cooperative Bank
29	Federal Trade Commission
30	Interstate Commerce Commission
31	Nuclear Regulatory Commission
33	Smithsonian Institution
34	United States International Trade Commission
35	Permanent Committee for Oliver Wendell Holmes Devise
36	Veterans' Administration
37	Commission on Fine Arts
40	Subversive Activities Control Board
41	Merit System Protection Board
42	Pennsylvania Avenue Development Corporation
44	Action
45	Equal Employment Opportunity Commission
46	Regional Commissions
47	General Services Administration
48	Miscellaneous Commissions
49	National Science Foundation
50	Securities and Exchange Commission
51	Federal Deposit Insurance Corporation
52	Permitting and Enforcement, Federal Inspection for the Alaska Gas Pipeline
54	Federal Labor Relations
55	Authority Advisory Commission on Intergovernmental Relations
57	Department of the Air Force
58	Federal Emergency Management Agency
59	National Foundation on the Arts and the Humanities
60	Railroad Retirement Board
61	Consumer Product Safety Commission
63	National Labor Relations Board
64	Tennessee Valley Authority
65	Federal Maritime Commission
67	United States Information Agency
68	Environmental Protection Agency
69	Department of Transportation
70	Civil Aeronautics Board
71	Overseas Private Investment Corporation
72	Agency for International Development
73	Small Business Administration
74	American Battle Monuments Commission
75	Department of Health and Human Services
75	Department of Health and Human Resources
76	Commemorative Commissions
78	Farm Credit Administration
80	National Aeronautics and Space Administration
82	Federal Home Loan Bank Board
83	Export-Import Bank of the U.S.
84	United States Soldiers' Home
85	Water Resources Council
86	Department of Housing and Urban Development

Table C-16
FEDSTRIP Civil Agency Codes—Continued

Code	Civil Agency Identification
89	Department of Energy
90	Selective Service System
91	Department of Education
93	Federal Mediation and Conciliation Service
94	United States Arms Control and Disarmament Agency
95	Independent U.S. Government Agencies
96	Corps of Engineers, Civil
97	Department of Defense
98	United States Railroad Association
99	District of Columbia

C-7. Demand and suffix codes (rp 44)

a. *Demand codes (rp 44)*. The demand code is a mandatory one position alpha entry entered in rp 44 of a requisition by the requesting activity. It indicates to the supply distribution system whether the demand is recurring or nonrecurring. When it has been omitted, the requirement will be coded as recurring. The demand codes are listed in table C-17.

b. *Suffix Codes (rp 44)*.

(1) Number of characters and type of code.

(a) Number of Characters: One

(b) Type of Code: Alpha/Numeric

(2) General.

(a) Elements of the distribution system will enter suffix codes in this column as transactions occur. The suffix code identifies requisition and Materiel Returns Program (MRP) transaction "partial actions" taken on the original requisition or MRP transaction without duplicating or losing the original number.

(b) Suffix codes do not relate to separate transportation shipment units involved in the movement of materiel. Also, they do not identify final shipments or differentiate between partial and final shipments.

(c) Suffix codes will be alpha or numeric. However, alpha characters I, N, O, P, R, S, Y, and Z, and numerics 0 and 1 will never be used.

(d) To preclude duplication of suffix codes within a decentralized system, codes will be assigned by blocks (see table C-18):

Table C-18
Assignment of Suffix Codes by Blocks

Processing source	Suffix codes
Initial Source	A through E
First Secondary	F through H, J, and K
Second Secondary Source	L, M, O, T, and U.
Third Secondary Source	V through X
Fourth Secondary Source	2 through 9

(e) Within centralized distribution systems, suffix codes will be assigned from codes A through Z and 2 through 9, exclusive of I, N, O, P, R, S, Y, Z, 0, and 1.

(f) All activities that process documents that contain suffix codes will carry that code on their related documents.

(g) When assigned, suffix codes will be sequentially advanced within code assignments as split actions occur. Recipients of status documents that contain suffix codes will consider those codes together with dates, status codes, and quantities when accounting for split transactions.

(3) *Requisition transaction*.

(a) Processing elements of the distribution system will enter suffix codes for partial quantities such as:

1. Referral actions for a partial quantity.
2. Passing actions for a partial quantity.
3. Release of a partial quantity.
4. Rejection of a partial quantity.
5. Back order of a partial quantity.
6. Back order release of a partial quantity.
7. Procurement of a partial quantity for direct delivery by a vendor.

8. Any other actions that apply to a partial quantity.

(b) Processing elements of distribution systems will not enter suffix codes under the conditions below:

1. Referral actions for a total quantity.
2. Passing actions for a total quantity.
3. Release of a total quantity.
4. Rejection of a total quantity.
5. Back order of a total quantity.
6. Back order release of a total quantity.
7. Procurement of a total quantity for direct delivery by a vendor.
8. Any other actions that apply to a total quantity.

(4) *Materiel Returns Program (MRP) transactions*.

(a) Processing elements of the distribution system will enter suffix codes in rp 44 of MRP documents involving partial quantities, such as:

1. Return partial quantity with credit.
2. Return partial quantity without credit.
3. Partial quantity authorized for disposal.
4. Lateral redistribution of partial quantity.
5. Split returns by separate priority.
6. Any other actions that apply to a partial quantity.

(b) Processing elements of distribution systems will not enter suffix codes in MRP transactions for total quantity.

C-8. Supplementary address codes (rp 45-50)

a. See fig C-7 for supplementary address field construction. See chapter 11 for supplementary address field construction for ILP transactions.

(1) The supplementary address is a two-part field to indicate service (rp 45) or FEDSTRIP agency (rp 45-46).

(2) Address.

(b) The entry in rp 45 (service) (para C-6a, table C-15) or rp 45-46 (FEDSTRIP agency) (para C-6b, table C-16) indicates the service or other governmental element ownership or sponsorship. Specific alphabetic characters are prescribed for normal requisitioning and shipping and for MAP and contractor's use.

(c) Entries in rp 46-50 (service address) and rp 47-50 (FEDSTRIP address) may be alpha, numeric, or a combination of both. They indicate a specific account or activity number for receiving materiel or documentation.

(d) When the originator of the document wishes to use rp 46-50 for other data, the entry will not be meaningful to other than the originator. In these cases, a Y will be entered in rp 45. The Y indicates that the contents of the field (rp 46-50) are not meaningful to the system. However, it will be carried on other generated documents.

(e) If the supplementary address is not required for billings, shipping, or other identification, the field should be left blank, or filled with a 'Y' in rp 45 and zero filled in rp 46-50.

C-9. Signal codes (rp 51)

The signal code in A-series documents (table C-19) designates the fields that contain the intended consignee (ship to) and the activity to receive and pay bills, when applicable. For Materiel Returns Program (FT ... series) (table C-20), the signal code designates the fields that contain the intended consignor (ship from) and the activity to receive and process credits, when applicable. All requisitions and excess reports will contain the proper signal code.

C-10. Fund codes (rp 52-53)

a. The requisitioning activity constructs the fund code unless prescribed by the appropriate service. The requisitioner uses it to indicate to the distribution system that funds are available to pay the

charge when received. Fund codes will be carried in appropriate follow-on documentation. See table C-21 for nonreimbursable fund codes and DOD 4000.25-7-M, Supplement No. 1, for reimbursable fund codes.

(1) Fund codes are 2-position alpha/numeric codes used, in conjunction with the Service or Agency code of the billed office, to designate the billing method (interfund or noninterfund). When interfund billing is indicated, the fund code also indicates the fund account to be charged (disbursed) or credited (refunded). The fund code to fund account conversion is prescribed in AR 37-1. When coding or other information on a requisition, excess report, or similar document does not indicate a billed office or shows a DODAAC not published in the DODAAD (DOD 4000.25-6-M), the requisitioning activity, excess reporting activity, or activity submitting the document will be designated as the billed office. For IL requisitions, USASAC (W25P02) will be the billed office.

(2) Fund codes will be entered in appropriate follow-on documentation.

b. Requisitions submitted to DOD activities and the General Services Administration will always contain a fund code, unless the materiel requested has been offered without reimbursement, in which case the signal code (rp 51) will be D or M (free issue) and the fund code will have no meaning to the requisition processing point.

c. When a signal code (rp 51) is C or L, the first portion (rp 52) of the fund code will contain an alphabetic (all service transactions) or alphabetic/numeric (all ILP transactions) character. It indicates the activity to receive the bill.

(1) An additional use for the fund code when the signal code is C or L is to indicate the DODAAC of the "bill-to" office. The fund code to billed office DODAAC conversion is prescribed in AR 37-1.

(2) Intraservice requisitions may or may not require entries in the fund code field. This depends on service requirements.

d. For reimbursable issue transactions, Army requisitions will include a fund code as directed by AR 37-1. Fund codes are in DOD 4000.25-7-M, Supplement No. 1.

e. For nonreimbursable issue transactions, the structure of the fund codes provides an accessible means for stock fund and financial inventory accounting (FIA) reporting. The title descriptions of some of the codes are constructed to conform as closely as possible with the reports required by the AR 37-series. Other title descriptions are constructed to conform with the titles of the assets, liabilities income, and expense general ledger accounts in AR 37-111. The description of transactions afforded by the codes provides for supply management analysis without reference to descriptive data.

(1) The first position of the code identifies the type of supply transaction (e.g., nonreimbursable issue). The second position of the code furnishes more definite information within the type of transaction (e.g., transfer between storage locations). When possible, the second position of the fund code has been directly related to the third position of the document identifier field on the corresponding transaction reporting document. For example, fund code GK (transfer between storage locations) converts to DIC D7K for use on a transaction reporting document.

(2) Fund codes on nonreimbursable transactions are assigned by the requisitioner or the accountable supply distribution activity (ASDA) and will be used only when the requisition contains signal code D or M. Nonreimbursable fund codes are listed in table C-21.

C-11. Distribution codes (rp 54)

a. The distribution code field is important to the supplier. A decision must be made when there is an authorized entry in rp 54. An authorized entry in rp 54 will show a control activity of the service (rp 30), which will get 100 percent AE_ and AS_ status on all priorities. This status is in addition to status given in accordance with rp 7. When rp 54 is not alpha or numeric "1" and rp 7 does not call for AS_, send DIC AS8 to DAAS. AS8 is prepared according to paragraph 4-60b(2). When FMS transactions have a numeric 0 in rp 7, rp 54 must give AE_ and AS_ status to CR or FF. When rp 7 is 0,

8, or Y, the activity in rp 54 must give status to other status eligible recipients.

b. A numeric entry in rp 54 that is not assigned in DOD 4000.25-1-S1 (MILSTRIP Supplement No. 1) will not be important to the system; however, it will always be perpetuated in other documents. An alpha or assigned numeric entry is important and will, likewise, always be perpetuated in other documents. The alpha character shows the activity within a given Service (rp 30) to receive status.

c. The coordinators for service or agency assignment of distribution codes are shown in table C-22.

Table C-22
Coordinators for Service/Agency Assignment of Distribution Codes

Service Agency	Coordinator
<i>Army</i>	Director USAMC Logistics Support Activity ATTN:AMXLS-RSS Redstone Arsenal, AL 35898-7466
<i>Navy</i>	Commander Naval Supply Systems Command Department of the Navy ATTN: SUP 0323 Washington, DC 20376-5000
<i>Air Force</i>	Air Force Logistics Command ATTN: LOLSM Wright-Patterson AFB, OH 45433-5001
<i>Marine Corps</i>	Commandant of the Marine Corps Headquarters United States Marine Corps ATTN: LPS-2 Washington, DC 20380-0001
<i>Coast Guard</i>	Commandant U.S. Coast Guard ATTN: G-FLP-1 2100 Second Street, SW Washington, DC 20593-0001
<i>Defense Nuclear Agency</i>	Director Defense Nuclear Agency ATTN: LETS Washington, DC 20305-1000
<i>National Security Agency</i>	Director National Security Agency ATTN: L31, Systems 9800 Savage Road Fort George G. Meade, MD 20755-6000
<i>General Services Administration</i>	General Services Administration Office of Federal Supply and Services ATTN:FSR Washington, DC 20407-0000
<i>Defense Logistics Agency</i>	Director Defense Logistics Agency ATTN: DLA-OSC Cameron Station Alexandria, VA 22304-6160
<i>Other DOD Activities</i>	Defense Logistics Standard Systems Division ATTN:DLSSD 6301 Little River Turnpike, Suite 210 Alexandria, VA 22312-5044

d. Each Service and Agency coordinator will assign codes and ensure currency in code assignments for its own activities. Army activity requests for assignments, revisions, or deletions of distribution codes (except Service code H codes and numeric codes) will be forwarded to the Army coordinator inc above. These requests will be sent in narrative message format and will include the in-the-clear address, applicable service code, and distribution code (for revisions and deletions). The DOD MILSTRIP System Administrator will assign all distribution codes in support of service code "H", and will also assign all numeric codes.

e. Significant distribution code assignments (alpha and assigned numeric codes) are published in DOD 4000.25-1-S1 (MILSTRIP Supplement No. 1). Changes to this document are published monthly and a complete revision is published annually. This document is distributed to Army activities as specified by the major commands.

f. The second part of the distribution code field (rp 55-56) will contain the type requirements code (para C-12, table C-23) when the requisition is for TDA and TOE major items. Codes other than the type requirement code will not be important to the supplier; however, they will be entered in all documents resulting from the requisition process.

C-12. Type requirement codes (rp 55 and 56)

Type requirement codes (TRCs) (rp 55 and 56) are significant entries on requisitions and supply documents for major items. The entry in rp 55 will identify the type of authorization for the requirement. The entry in rp 56 will identify the type of requirement. Record positions 55 and 56 entries for TRCs are at table C-23. Proponency for type requirement codes is maintained in AR 710-1, not this regulation. Any questions concerning type requirement codes and their assignment should be directed to HQ AMC, ATTN: AMCSM-PIM, AUTOVON 284-9647.

C-13. Project codes (rp 57 through 59)

a. Project codes are used to distinguish requisitions and documentation and shipments and to accumulate intraservice performance and cost data related to exercises, maneuvers, and other distinct programs, projects, and operations. It is a three position alpha/numeric code and will be entered in record positions 57-59. If no project code is applicable, record positions 57-59 will be left blank. See tables C-24 through C-27 for project code information.

b. Project codes, other than OSD/JCS assigned codes, do not provide nor imply any priority or precedence for requisition processing or supply decisions. Project codes are not related to priority in any respect and, when used, do not alter nor override the priority assigned to a requisition or shipment. Requisitions containing project codes and their related shipments will be processed strictly in accordance with the assigned priority designator as prescribed in the Uniform Materiel Movement and Issue Priority System; implied or requested preferential treatment to the contrary will be disregarded.

c. Project codes will be perpetuated in all related documentation and will appear as a part of shipping container markings. Recognition of project codes by other than Army supply sources and the resultant special handling afforded requisitions and shipments will be limited to:

(1) *Shipment consolidation.* Criteria for consolidation of project code material is published in DOD 4500.32-R, MILSTAMP.

(2) *Container marking.* Shipments will be marked as prescribed in MIL-STD-129H.

(3) *Shipment release movement control.* At the time of project announcement for contingencies and similar rapid response situations, the initiating MACOM will provide the instructions as to procedures to be followed on requisitions which must arrive at destinations within specified time periods. LOGSA must be provided this information from the MACOM which requested the project code.

d. Project codes are categorized into four groups and the authority to assign project codes varies by category. The following paragraphs provide the definitions of each category of project code and identify the level authorized to assign each category of project code. The Army point of contact for all project code assignments and broadcasts is Director, LOGSA, ATTN: AMXLS-MSF, Chambersburg, PA 17201-4180, or electronic/ARPANET mail to rdte-dam@letterkenn-emhl.army.mil.

(1) *Category A.* For use when the applicable program or function is significant only within Army. The code will have no meaning outside of Army but will, however, be perpetuated in all related documentation. It will appear as a part of the shipping container markings when required by MIL-STD-129J. Category A project codes may be assigned internally by those Services/Agencies which are identified in paragraph C-6 by a distinct Service/Agency Code or a FEDSTRIP Civil Agency Code, and by those agencies using the multi-used Service/Agency Code H. Within Army, all category A project codes will be assigned by SIMA.

(2) *Category B.* For use when recognition and exceptional processing actions have been prearranged between party Services/Agencies. Category B project codes will be announced only to participating Services/Agencies, in the format provided below (para C-13 e). Assignment authority is the same as for Category A. DLSSO-M will be included as an information addressee for review of compliance with DOD policy.

(3) *Category C.* (3/alpha/alpha). Assigned by the DOD

MILSTRIP System Administrator for common purpose use by all or specified Services/Agencies. Dissemination of Category C project codes will be by approved, interim and/or formal MILSTRIP changes preceded by letter or message to SIMA.

(a) Assignment of Category C project codes may be requested by OSD/JCS or by Services/Agencies. Army requests will be forwarded by SIMA to the DOD MILSTRIP System Administrator. Such requests will-

1. Include a statement of the intended use.

2. Indicate the Services/Agencies which will be involved. Include all applicable Service/Agency codes of each which will be affected.

3. Provide the effective date and termination date of the code.

(b) The following special assignments are in effect:

1. Project codes JZC, JZM, and JZO are designated Category C related and are authorized exceptions to the normal Category C 3/alpha/alpha structure.

2. Project codes in the 3E...series are reserved for assignment for mobilization exercises.

3. Project codes in the 3R...series are reserved for assignment for Rapid Deployment Force (RDF) support.

(4) *Category D.* Office of the Secretary of Defense (OSD)/Joint Chiefs of Staff (JCS) project codes. Requisitions and materiel releases with Category D project codes will be ranked above all other requisitions with the same priority designators for processing purposes. All Category D project codes are in the 9...series. (See also para 1-30.)

(a) *Definitions.* The following definitions of specific series apply:

1. Code Series 9/numeric/numeric is reserved for assignment by OSD. Specific use of the code is to be determined by OSD. Such codes will be monitored by OASD (MRA&L) in coordination with the MILSTRIP System Administrator.

2. Code Series 9/numeric/alpha identifies allocation at the level of the Joint Chiefs of Staff of significant materiel or equipment items that are on-hand or are becoming available for issue when resources are not sufficient to meet all requirements.

3. Code Series 9/alpha/numeric identifies the establishment and subsequent release, at the level of the Joint Chiefs of Staff, of emergency, reserve, or specified purpose stocks which are on-hand or are becoming available.

4. Code Series 9/alpha/alpha identifies support provided to a program, project, force, activity, or for other designated purposes.

(b) *Guidance for submission of Category D project code requests.*

1. Army requestors of project codes will provide Service Code(s), use/references, monitor/coordinator, effective date, and termination date. This information is necessary to produce the project code announcement required by paragraph e below.

2. Requests for assignment of OSD project code(s) will be submitted to the OASD(P&L). An information copy of the request will be provided to the DOD MILSTRIP System Administrator. The DOD MILSTRIP System Administrator will assign the appropriate project code upon approval of the request by the OASD(P&L).

3. Requests for assignment of JCS project codes will be submitted, as appropriate, to the Joint Materiel Priorities and Allocations Board. This is an agency of the Joint Chiefs of Staff and may receive requests directly submitted from the following activities: HQDA, unified or specified command headquarters, JCS, and OSD.

(c) *Assignment constraints.*

1. OSD project codes shall be assigned only to projects and programs clearly of direct interest to the Secretary of Defense. Authorization for use of OSD project code(s) will be for a specified period of time.

2. JCS project codes will be assigned only to projects or programs clearly of direct interest to the Joint Chiefs of Staff acting on behalf of the Secretary of Defense. Authorization for use of a JCS project code will be for a specified period of time, and the force/activity designator(s) to be used in conjunction with this code normally will be designated in the authorization.

(d) *Dissemination.* Within Army, initial dissemination of Category D project codes will be accomplished in three phases, as follows:

1. OSD/JCS letter or message to HQDA and to the DOD MILSTRIP System Administrator.

2. DOD MILSTRIP System Administrator letter or message to LOGSA.

3. LOGSA letter or message to all involved Army activities. After initial dissemination of Category D project code assignments through letter/message as described above, these codes will be published as part of table C-26. They will not be published in this paragraph when prohibited by security classification or by code termination dates which occur prior to the next scheduled formal change. (Rescinded.)

e. Announcements of project code assignments will be in accordance with the procedures and conditions specified in paragraph d above and will provide information listed in table C-24.

f. Service/Agency MILSTRIP project code contact points are in table C-25.

g. OSD and JCS project codes are at table C-19.

h. Interservice and agency project codes are listed in table C-20.

C-14. Priority designators, standard and required delivery dates (rp 60-61 and 62-64)

a. The policies, procedures, and standards for the assignment and application of the Priority Designators (PD) are contained in chapter 2, this AR. PDs will be entered in rp 60-61 of requisitions. The requisitioning activity will determine the appropriate PD by association of the UND with the assigned FAD.

b. Commanding officers of requisitioning installations are responsible for the accurate assignment of PDs consistent with FADs assigned by higher authority and with the existing UND, and the validity of RDDs when assigned to requisitions.

c. After determining the proper PD, requisitioners may assign RDDs shorter than or extending beyond the UMMIPS PD time standards.

(1) When RDDs shorter than the UMMIPS time frames are used, the proper PD will be entered in rp 60-61 of the requisition.

(2) When RDDs extend beyond the PD time standards, they will be expressed in terms of months from the last day of the month expressed by the date of the requisition. The number of months, designating the extended RDDs, will be entered in 63-64 and an alphabetic "X" will be entered in rp 62. In these instances the RDD will indicate the latest acceptable delivery date and will not preclude earlier delivery if the materiel is available. The proper PD will be entered in rp 60-61. The RDD will be the last day of the month depicted by the entry in rp 63-64. When supply status is provided the ESD will be shown in rp 70-73. Supply sources deferring supply support to the requisitioner will enter status code BP in rp 65-66 of the supply status transaction.

(3) When expedited transportation is required, and the PD is 01-08, "777" may be entered in rp 62-64 only to support operational reconstitution's.

d. Supply sources will ensure that processing of requisitions is consistent with the computed SDDs or the RDDs. Short RDDs will be shown on all supply and transportation documents when the formats provide for such entries. Extended RDDs may be shown on documents used to select transportation mode or materiel movement (such as DD 1348-1 and SPWs), but will not be included in TCMD documentation.

e. NMCS/ANMCS requisitions will be prepared with special coding in the RDD held when the following conditions exist/are anticipated to occur: equipment deadlined for parts, aircraft out of commission for parts, engine out of commission for parts, ships capability impaired for parts, etc. The Commanding officer of the requisitioning activity will either personally approve, or delegate in writing to specific personnel the authority to approve, all NMCS/ANMCS requisitions.

f. Expedited handling signal 999 will be entered in the RDD field of PD 01-03 NMCS requisitions for materiel being shipped to U.S. Forces overseas and CONUS Forces alerted for deployment within 30 days of the requisition date only when the conditions specified below are met.

(1) The requisitioning unit must possess Force/Activity Designator I, II, or III and

(2) The items or equipment required are causing mission-essential systems or equipment to be incapable of performing any of their assigned missions or

(3) The items or equipment required have been identified during maintenance or testing as necessary to prevent mission-essential systems or equipment from being unable to perform assigned operational missions or tasks within 5 days of the date of the requisition.

g. Expedited handling signal 999 does not apply to FMS and MAP Grant Aid requisitions.

h. For NMCS conditions other than 999, and ANMCS conditions, requisitions must contain PD 01-08, and rp 62 will contain N(NMCS) or E (ANMCS). Short RDDs expressed as days from the requisition date may be entered in rp 63-64.

i. Computed SDDs will not be entered in requisitions or related documents by supply sources. RP 62-64 of all documents will reflect only the RDDs or NMCS/ANMCS coding established by requisitioning activities and entered in requisitions. When requisitions are received without date or NMCS/ANMCS entries in rp 62-64, these columns will be left blank of all documents resulting from requisition processing. This will assist in the determination of demands which may require special processing consistent with the RDDs, as opposed to those demands processed in accordance with the time standards prescribed by the assigned PDs.

j. When a requisitioner desired that specific materiel shipments not be released prior to 50 days before expiration of the extended RDD, S will be entered in rp 62. The RDD will be the last day of the month indicated in rp 63-64. Entry in rp 63-64 will indicate the number of months from the requisition date that the materiel is required expressed as "01" for the first month, "02" for the second, etc. Shipping activities will assure that this request is honored. Supply sources deferring supply support to the requisitioner will enter status code BP in rp 65-66 of the supply status transaction.

k. When a requisitioner desires to identify requisitions for continued document and/or shipment processing during mass cancellation situations, a document modifier (DIC AM) will be submitted with "555" in the RDD data field, with PD 01-08 in rp 60-61, and will receive processing precedence in accordance with table 4-1. Requisitions containing "555" in the RDD data field and PD 09-15 rp 60-61 will be processed in accordance with the priority.

C-15. Advice and status codes (rp 65-66)

a. *Advice codes (rp 65 and 66).* See tables C-28 and C-29.

(1) Advice codes are numeric/alphabetic or numeric/numeric and provide coded instructions to supply source when data are essential to supply and entry in narrative form is not feasible. Requisition transaction advice codes flow from requisition originators to initial processing points and are thereafter perpetuated into passing actions and release and receipt documents. Excess transaction advice codes flow from a DAAS facility to an ICP/IMM to show that the excess transaction has been edited by DAAS. The method of assigning advice codes and listings of requisition transaction advice and excess transaction advice codes are provided in table C-28 and table C-29.

(2) Advice codes have been assigned by DA or DOD for use in rp 65-66 of A and D series documents as appropriate.

(3) Advice codes are grouped as follows:

(a) *Requisition advice codes.* These codes are used in requisitions to initial processing points. Thereafter, they are carried into passing actions and DD Form 1348-1. In this case, they provide coded instructions to supply sources when such data are essential to supply and narrative entry is not feasible. Requisition advice codes are numeric and alphabetic and are listed in table C-29.

(b) *Return advice codes.* These codes are used by activities that return materiel to a supply distribution system. These codes are entered in rp 65-66 or block BB of DD Form 1348-1 to identify the type of return. They are carried by the receiving storage activity to rp 65-66 of the materiel receipt document, document identifier D4 or D6, to-

1. Report receipt of the returned materiel to the proper ICP or stock control activity.

2. Control credit billing, as appropriate. Return advice codes are numeric and alphabetic and are listed in table C-29.

(c) *DAAS edit advice code.* This code is used by DAAS in an excess report to an ICP to show that—

1. The transaction has been edited for a valid NSN.

2. The RIC in rp 4-6 is the item manager.

(d) *DRMS intransit control advice codes.* These codes are numeric-numeric and are for use in DIC AFX and AFZ documents by DRMS only. The codes are listed in table C-29.

b. *Status codes (rp 65 and 66).* See tables C-30 and C-31.

(1) *General.* Status codes may be alphabetic and alphabetic or alphabetic and numeric. They may flow from supply sources to the creator of a requisition or excess report, consignee or consignor, or service designated control office. Status codes also flow from DAAS facility to a DAAS subscriber or from storage activities to ICPs, to furnish the status of MROs. These codes inform recipients of the status of requisitions and excess reports and related transactions.

(2) *Assignment.* The method of assigning status codes and a listing of the codes are provided in table C-30.

(3) *Requisition transaction status codes.*

(a) Status codes are used to provide supply or rejection status from the processing point to the authorized requisitioner or consignee.

(b) Supply status predicts shipments on time as cited by the priority delivery date or the required delivery date. As an exception, specific supply status is received advising of an expected delay and the estimated availability date. Latest status can be determined by "transaction dates" in rp 62-64.

(c) These codes are listed in table C-31.

(4) *Requisition rejection status codes.*

(5) *Intra-Army status codes.* Status codes AA through AZ (except I and O) and A1 through A9 are reserved for intra-Army use in processing MILSYSTEMS documentation. The only intra-Army status codes currently assigned are those for use with the Army wholesale automated Major Item Requisition Validation (MIRV) program and the Total Package Fielding (TPF) program. The MIRV status codes enable the Army requisitioner to identify the cause of rejection of a major item requisition and to take appropriate action. These codes are restricted to Army MIRV processing and are listed in table C-31, section 3.

(a) Codes used to convey rejection status will contain a 'C' or 'D' in rp 65 followed by an alphanumeric character in rp 66. When these rejection codes are used, the status will be sent to all eligible recipients (rp 30-35, 45-50, and 54).

(b) Items rejected, if still needed, will be requisitioned. Use new document numbers. The requisitioner will ensure that the reason for the prior rejection has been corrected or adequately elaborate on the new requisition to preclude similar rejection.

(c) These codes are listed in table C-31.

(6) *Excess transaction status codes.*

(a) The "T" series excess transaction status codes will be used on DIC FTB/FTD/FTQ/FTR/FT6/FTZ documents. They will provide information or action status on an excess report and related documents. When DIC FT6 is sent to the reporting activity, it will contain the proper status code shown in the FTR.

(b) All "T" series excess transaction status codes may contain exception data when needed to convey specific information or special instructions on the return or nonreturn of materiel. When exception data is used in reply to an excess report, the DIC FTR that contains the exception data will be mailed to the activity reporting or holding the materiel.

(c) Nonreturnable status codes will not be used to show return of materiel.

(d) Excess transaction codes are listed in table C-31.

(7) *Excess transaction rejection status codes.* Use the "S" series transaction status codes on DIC FTR documents to reject an excess transaction.

(a) If later reporting is required for the items identified by the DIC FTR documents that contain "S" series status codes, prepare a new excess report with a new document number.

(b) All "S" series excess transaction reject codes may contain exception data when needed to convey specific information or specific instructions on the return or nonreturn of materiel. When exception data are used in reply to an excess report, the DIC FTR that contains the data will be mailed to the activity reporting or holding the materiel.

(c) These codes are listed in table C-24.

(8) *SIMS-X referral-order, DIC A4 ..., reject and status codes.* The numeric/alpha series of these reject and status codes will be used by the recipient of SIMS-X referral orders. It provides the originator with reason for rejecting the request for supply. Codes are listed in table C-31.

(9) *Reply to logistic transfer and decapitalization follow-up codes.* These codes are established for LIM response to GIM follow-up requests on logistics reassignment (transfer or decapitalization). These codes will be entered in rp 65-66 of reply to follow-up requests DIC DLB when applicable for on-hand balance information on logistically transferred or decapitalized items. Codes are listed in table C-31.

(10) *Asset transfer status codes.* This is a two-character, alpha code used in response to the GIM follow-up request to the LIM for on-hand balance or due-in information or for response to a due-in reconciliation pertaining to logistically transferred or decapitalized items. Table C-34

C-16. Asset status and transaction reporting codes

These codes identify, in the asset status and transaction reporting request document, the type of reporting required. They indicate whether a request is for start, change, or termination of reporting. Each new code will update the reporting requirement. They also identify in asset status reports the type of reporting being furnished. Codes are in table C-32.

C-17. Automatic data processing equipment (ADPE) identification codes

The ADPE Identification Code identifies DOD ADPE/ADP components in the supply system. These codes aid Defense Reutilization and Marketing Offices (DRMOs) in identifying these items when they are transferred to disposal. Codes are in table C-33.

C-17.1. Competitive characteristics code

The competitive characteristics code is a one position alphabetic code that describes the basis for competitiveness or noncompetitiveness. It was formerly published in DFARS but is now obsolete. This code is published in table C-33.1 only for convenience in interpreting the data when entered in the DIC DLW, Logistics Reassignment Contract History Data transaction.

Table C-33-1
Competitive Characteristics Code

Code	Definition
A	Price competitive
B	Design/technical competitive
C	Follow on after price competition
D	Follow on after design/technical competition
E	Noncompetitive—catalog or market price
F	Noncompetitive—other

C-18. Cooperative logistics program support codes (CLPSC)

The CLPSC will be inserted on the CLSSA requisition by the Service implementing the case. All CLSSA requisitions or passing orders (NSN only) will be coded with Service code B, D, K, P, or T in rp 30, type of assistance code U or V in rp 35, and the proper CLPSC in rp 72. Depending on the CLPSC inserted, it can be

identified as a programmed, nonprogrammed, or termination/drawdown requisition by the IMM/ICP processing the requisition. If it is a termination/drawdown requisition or passing order, a demand code of P will be inserted in rp 44 to ensure the demand is not included in the IMM's/ICP's requirements/inventory levels. For Army these codes will be entered by USASAC (see table C-34).

Table C-34
CLPS Codes Entered by USASAG

Code	Explanation
1	Lead time, needed for the supply source to increase U.S. stocks to support the CLSSA agreement, has ended. The requisition or passing order will be processed and assets released the same as U.S. Forces, based on the PD of the requisition.
2	Lead time, needed for the supply source to increase U.S. stocks to support the CLSSA agreement, has not ended or the country has opted to have this requirement processed as an unprogrammed requirement. The requisition or passing order will be processed as a backorder until the necessary lead time has elapsed or be placed on procurement.
A	CLSSA termination/drawdown requisition or passing order. The country desires the IMM/ICP to absorb the materiel. If the IMM/ICP cannot absorb the inventory based on their current requirements, the country desires delivery of the FMSO I quantity reflected in rp 25-29 in existing serviceable or repairable condition. (To be used only on transactions for depot-level repairable or other repairables designated as nonconsumable investment items. Demand code in rp 44 will be P.)
B	CLSSA termination/drawdown requisition or passing order. The country desires the IMM/ICP to absorb the materiel. If the IMM/ICP cannot absorb the inventory based on their current requirements, the country desires delivery of the FMSO I quantity in rp 25-29 in existing serviceable condition. (Restore repairables to serviceable condition prior to shipment.) (To be used on transactions for both depot-level nonconsumable investment items as well as consumable expense items. Demand code in rp 44 will be P.)
C	CLSSA termination/drawdown requisition or passing order. The country desires the IMM/ICP to absorb the materiel. If the IMM/ICP cannot absorb the inventory based on their current requirements, the country desires delivery of only serviceable assets. The IMM/ICP should take disposition action on the unserviceable assets per the applicable Service/Agency regulations. (To be used only on transactions for depot-level repairable or other repairables designated as nonconsumable investment items. Demand code in rp 44 will be P.)
D	CLSSA termination/drawdown requisition or passing order. The country desires the IMM/ICP to absorb the materiel. The country desires that no delivery of serviceable or unserviceable assets be made. If the IMM/ICP cannot absorb the inventory based on their current requirements, the country desires the IMM/ICP to take disposition action on all assets regardless of condition per the proper Service/Agency regulations. (To be used on transactions for both depot-level nonconsumable investment items and consumable expense items. Demand code in rp 44 will be P.)
E	CLSSA termination/drawdown requisition or passing order. Country desires delivery of the materiel, even R new procurement is required. Deliver in serviceable condition. (To be used only on transactions for depot-level nonconsumable investment items and consumable expense item. Demand code in rp 44 will be P.)
F	CLSSA termination/drawdown requisition or passing order. Country desires delivery of the materiel if it is on hand or on order, and is in serviceable condition; otherwise, cancel. (To be used only on transactions for depot-level nonconsumable investment items and consumable expense items. Demand code in rp 44 will be P.)

C-18.1. Date packed/expiration date indicator code

a. This three-position alpha/numeric code gives either the date packed or the expiration date for subsistence items. The date packed is the date the product was packed in the unit container. The expiration date is the date by which items should be discarded as they are

no longer suitable for issue or use. In general shelf-life management terms, perishable subsistence items are Type I shelf-life (expiration date) items and semiperishable subsistence items are Type II shelf-life (date packed) items.

b. For MILSTRAP, this code is entered in record positions as follows:

(1) 48-50 of DIC D8E/F, D9E/F, DEE/DEF, DZC, and DZD transactions.

(2) 51-53 of DIC D4_, D8_ and D9_ (less D8E/F and D9E/F) transactions.

(3) 60-62 of DIC D6_, DAC, DAD, DF_, and DW_ transactions.

(4) 76-78 of DIC D7_, DKA, DZA, and DZH transactions. For MILSTRIP, this code is entered in record positions 22, 52, and 53 of DICs A2_, A5_, AFL, A5J, AFJ, ACJ, AGJ, A6_, A6J, AC6, AC7, AG6, ARO, ARA, ARB, ARJ, ARK, ARL, and AEJ (Code definitions are in table C-34. 1).

c. The code structure is as follows:

1. The first position is a single digit that represents the year within the decade.

2. The second position is a one-position alphabetic character that represents the month of the year.

3. The third position is a single digit that represents the week of the month in which an item is no longer suitable for issue or use when an expiration date is being given. When a date packed is being given, a zero is entered in this position.

Table C-34-1
Date Packed/Expiration Date Indicator Code

1. First position-year within the decade	
Code	Definition
0	198_, 199_, 200_ (1980, 1990, 2000, etc.)
1	198_, 199_, 200_ (1981, 1991, 2001, etc.)
2	198_, 199_, 200_ (1982, 1992, 2002, etc.)
3	198_, 199_, 200_ (1983, 1993, 2003, etc.)
4	198_, 199_, 200_ (1984, 1994, 2004, etc.)
5	198_, 199_, 200_ (1985, 1995, 2005, etc.)
6	198_, 199_, 200_ (1986, 1996, 2006, etc.)
7	198_, 199_, 200_ (1987, 1997, 2007, etc.)
8	198_, 199_, 200_ (1988, 1998, 2008, etc.)
9	198_, 199_, 200_ (1989, 1999, 2009, etc.)
2. Second position-the month of the year	
Code	Definition
A	January
B	February
C	March
D	April
E	May
F	June
G	July
H	August
I	September
J	October
K	November
L	December
3. Third position-if expiration date is being given, it is the week of month item is no longer suitable for issue or use or if date packed is being given, enter zero.	
Code	Definition
0	The date packed (week of expiration does not apply)
1	First week of the month
2	Second week of the month
3	Third week of the month
4	Fourth week of the month

C-19. Disposal authority code

This code is entered in rp 64 of disposal related documentation to show that the items being transferred to a DRMO are authorized

(see table C-35). This is because the IMM or ICP instructions are relayed through the Materiel Returns Program or other authority.

**Table C-35
Disposal Authority Code (CC64)**

Code	Explanation
M	IMM or ICP stocks are being transferred to disposal by authority of the responsible inventory manager.
N	Not reportable under an exclusion to the Materiel Returns Program (MRP) of MILSTRIP or other specific criteria (such as extended dollar value or condition limitations on excess reporting) and are duly authorized to be transferred to disposal.
R	Items on this transaction have been reported to the IMM/ICP in accordance with MILSTRIP MRP procedures and are considered excess to that IMM/ICPs authorized retention levels. This disposal action is in accordance with Service/ Agency retention levels and instructions.

C-20. End Item code (EIC)

a. The EIC is a structured three position alphanumeric code using the full English alphabet and all numerals except 0 and 1. AR 710-2, DA Pamphlets 710-2-1 and 710-2-2 have specific guidance to enter the EIC in rp 54-56 or block 18 of every request for issue, cancellation, and modification for repair parts having an end item application. These documents are the sources used by the retail automated systems to automatically create demand report transactions, DIC BAH.

b. EICs are major entries on requests for issue, cancellations, modifications, and demand report transactions, DIC BAH, to provide a means for the CDDB and various Army commands and commanders to capture the consumption of repair parts identified to a specific end item. EICs are assigned to the national item identification number (NIIN) for supply categories of materiel 2, 5, or 7 that have been procured with Procurement Appropriation Funds identified by Appropriation and Budget Activity Account Codes A-Q.

c. Requests for assignment of EICs will be sent to the Director, LOGSA, ATTN: AMXLS-RC, Redstone Arsenal, AL 35898-7466.

d. Units submitting DA Form 2407, Maintenance Request, to support maintenance on end items or components or subsystems of end items that are reportable under AR 700-138 or the Standard Army Maintenance System, will enter the EIC in the W/ESDC block.

e. The monthly Army Master Data File has the EIC listed for each major end item to the immediate right of the line item number, on the far right hand side of the microfiche. EICs are not listed for each repair part NIIN since repair parts have multiple applications on many different end items. It is the responsibility of the clerk preparing the request for issue to obtain the end item application from the person requesting the repair part.

f. EICs will not be perpetuated beyond the capture of the request for issue and creation of the DIC BAH. Specifically, EICs will never be entered on replenishment requisitions nor on any requisitions passed to the wholesale supply source.

C-21. Error classification codes

a. This three position alpha numeric code (see table C-37) provides processing activities a means of mechanically identifying the causes for errors which resulted in potential/actual inventory adjustments and the processing operations in which they occurred. The DOD assigned portion of these codes will be entered in record positions 73-74 of physical inventory count transactions (DIC DKA) and in record positions 63-64 of inventory adjustment transactions (DIC D8A/D9A); record positions 75 of the DKA and 65 of the D8A/D9A may be used to insert an intra-Service code to amplify the DOD assigned portion of the error classification code. However, within Army, rp 75 of the DKA and rp 65 of the D8A/D9A will remain blank.

b. The physical inventory program error classification codes provide a standard means for Services/agencies to classify the causes of actual/potential adjustments for subsequent analysis, evaluation, and corrective action. The error classification code is assigned for internal use in preparing reports and for providing evaluation data to higher authority in standard error classification categories.

c. The following rationale applies to the error classification code structure:

(1) *First position.* The first character is the operation code which will be numeric or alphabetic and will identify the operation during which the error occurred and not the operation in which the error was detected. Code assignment for the first character is controlled by DOD and may not be assigned by the Services/agencies. The following operation codes are assigned as the first character in the error classification code:

**Table C-37
Error Classification Codes (First Position)**

Code	Operation
0	Not assigned; reserved for future assignment by DOD
1	Receiving
2	Issue
3	Physical inventory
4	Cataloging changes
5	Logistics reassignments
6	Warehousing/rewarehousing
7	Location Survey
8	Other
9	Not assigned; reserved for future assignment by DOD.
A-Z	Not assigned; reserved for future assignment by DOD.

(2) *Second position.* The second character is the type of error code which will be alphabetic or numeric and will identify the type of error which occurred. Code assignment for the second character is controlled by DOD and may not be assigned by the Services/agencies. Type of error codes are in table C-36.

(3) *Third position.* The third position may be assigned by each Service/agency to internally amplify the error classification. However, within Army the third position will not be used and rp 75 of the DKA and rp 65 of the D8A/D9A will remain blank.

C-22. Federal condition codes

a. *General.*

(1) There are two types of distinct condition codes under the Federal condition codes, Supply and Disposal.

(2) Supply condition codes (b below) are used to—

(a) Classify materiel in terms of readiness of issue and use or

(b) Identify actions being taken to change the status of materiel.

(3) The DRMO assigns disposal condition codes (c below). This is based on inspection of materiel at the time of receipt. A combination of the disposal condition codes that most accurately describe the materiel's physical condition, and the supply condition codes make up the Federal condition code for program screening and review.

b. *Supply condition codes (rp 71) (table C-38).*

(1) Supply condition codes are one position, alphabetical characters. They are used to classify materiel that identifies—

(a) The degree of serviceability, condition, and completeness in terms of readiness for issue and use, or

(b) Actions underway to change the status of the materiel.

(2) Supply condition codes prescribed herein will be entered in rp 71 of all appropriate A, D, and FT series documents. These codes are also entered in block P of DD Form 1348-1 series for return of materiel to the supply system. Supply condition codes J through R will not be used for materiel turn-ins to DRMO.

(3) The purpose of applying condition code changes to shelf life items is to ensure that they show the remaining shelf life time for interservice and Army use. They also aid in classifying shelf life inventories. See paragraph C-33 and tables C-40, C-41, and C-42 for applying serviceability time frames to shelf life items.

c. *Disposal condition codes (rp 71) (table C-39).*

(1) The DRMO assigns these codes to accurately describe the materiel physical condition. This is based on inspection at the time of receipt.

(2) These codes will not be used for or on supply documents.

C-23. Foreign Military Sales (FMS) delivery term codes

a. These codes (see table C-40), in rp 34 of FMS requisitions, indicate the point within the air or surface transportation cycle where responsibility for movement passes from the US/DOD to the purchasing nation. The code to be used must correspond to the delivery point cited in DD Form 1513. The code should not be constructed to imply transfer of title for materiel(which always passes at origin). It indicates only the point to which the US/DOD will perform a reimbursable transportation service as an agent of the recipient foreign country.

b. Type of FMS delivery term code used is a one character numeric code.

c. The FMS delivery term codes in the first part of table C-30 are currently authorized for use for sale of materiel.

d. The FMS delivery term codes in the second part of table C-30 are currently authorized for use for repair and return of foreign country-owned materiel.

C-24. FMS offer release option codes

a. FMS offer and release option codes are assigned to rp 46 of the requisition. These codes show the conditions under which the FMS shipment is to be released. Codes are in table C-41.

b. All parcel post shipments will be released automatically regardless of the entry in rp 46.

C-25. International Logistics Program (ILP) type of assistance and financing codes

a. *Military Assistance Program (MAP) Grant Aid.* MAP furnished defense articles and services are provided authorized countries under U.S. Government programs. The U.S. Government receives no dollar reimbursement. MAP requisitions will identify these grants by assigning a type of assistance code in rp 35 of the requisition.

b. *Foreign Military Sales (FMS).* Terms of sale and accompanying type of assistance codes, DOD 5105.38-M, MASM, indicate the statutory authority for a Foreign Military Sale; the time of payment for the sale; whether the sale is to be from DOD stock or procurement, and whether the sale is to be cash or financed on credit. The implementing agency enters the appropriate terms of sale and accompanying type of assistance codes in the "Terms" block of DD Form 1513 (U.S. DOD Offer and Acceptance) and rp 35 of the requisition.

c. *Code location.* Codes are in table C-42.

C-26. Interrogation Requirements Information System (IRIS) correlation of materiel screening codes and Integrated Disposal Management System (IDMS) status codes

Screening codes determine the type and length of utilization screening required with the exception of code X. Codes and explanations are at table C-43.

C-27. IRIS IDMS asset location codes

These codes limit excess/surplus asset visibility to specific GSA regions. Codes and explanations are in table C-44.

C-28. IRIS IDMS Interrogation return codes

These codes are used on DIC JT3 notification of unprocessable interrogation input to indicate reasons for rejection of original JTH interrogation document. Codes and explanations are at table C-45.

C-29. IRIS IDMS status sequence codes

These codes describe the status of excess/surplus property for requisitioning purposes. Codes and explanations are at table C-46. Normally, interrogators should not attempt to obtain surplus property from DRMOs after the property has been processed for sale unless the requirement is mission-essential and is considered cost effective to attempt withdrawal from sale. Therefore, routine interrogation requests should contain code 6 which will cover all DRMO excess and surplus assets that have not been referred for sale.

C-30. IRIS Interrogation output mode/media codes

These codes placed in rp 66 of the JTH interrogation describe the means by which JT1, JT2, JT3 responses are to be provided to the requester. Codes and explanations are at table C-47.

C-31. IRIS reimbursement codes

IRIS reimbursement codes are used in J-series DICs associated with the IDMS. Codes and explanations are in table C-48.

C-32. IRIS special handling codes

Certain types of property transferred to the DRMO's require special handling and/or exception processing. The codes will appear on the JT2 asset records when applicable and may limit the desirability of the property. Codes and explanations are at table C-49.

C-33. IRIS type of requirement codes

These codes show general categories of activities requisitioning excess/surplus materiel from DRMS. Codes and explanations are at table C-50.

**Table C-50
IRIS Type of Requirement Codes**

Code	Explanation
05	DOD. Wholesale/retail activities
10	DOD. All others not included in 05
15	Federal Aviation Administration (FAA)
20	National Aeronautical and Space Administration (NASA)
25	DCPA
30	U.S. Coast Guard (USCG)
35	Civilian Air Patrol (CAP)
40	Military Affiliate Radio System (MARS)
45	Foreign Military Sales (FMS)
46	FMS (minimum output value \$100)
50	Defense Nuclear Agency (DNA)
55	All Other Federal Agencies (OFAs)
60	Donees
65	All others not included above

C-34. Item data correction and change codes

a. Item data correction and change codes allow storage activity custodial records to be corrected because of Location Reconciliation Request. These codes will be entered in rp 7, when applicable, of storage item data correction documents, DIC DZB. The code indicates the nature of the change, actions to be taken and affected data fields.

b. Codes 8, 9, and Z will not be transmitted by the gaining item manager to attrition sites. Code definitions and use are in table C-51.

C-35. Management codes

a. Management codes may be inserted in record position 72 of all documents with document identifiers in the A, B, and D series when required to convey management data between activities of a supply distribution system or to augment internal processing of such documents within an accountable supply distribution activity to inventory control records. Management codes may be correlated with other coding structures in the document (e.g., document identifier) to depict a specific meaning of the code to the recipient of the document.

b. The management codes in this paragraph are divided into five categories: issue related transactions, receipt related transactions, gain/loss related transactions, physical inventory request/count transactions, and informative transactions. The related MILSTRAP and MILSTRIP transactions and their document identifier codes (DICs) are identified in the narrative for each category. In tables C-52 through C-47, the management codes are listed with the DICs for the transactions to which they may apply.

c. Assignment of management codes for use in this regulation will be the responsibility of the Department of the Army (DA) or the Department of Defense (DOD). Control of such assignments will be as follows:

(1) DA will control and assign all management codes A through L (less alphabetic I) for each of the five categories.

(2) DOD will control assignment of management codes M through Z and 0 through 9 of each of these categories. The only exception is management code 8 (for issue-related transactions) which is reserved for assignment by DA.

d. In some cases, DICs listed in the narrative of a given category have not been specifically cited for a given management code in that category. Assignment of management codes for these DICs will be considered as reserved for future assignment by either DA (A-L series) or by DOD (M through Z; 0 through 9 series).

e. DA will continue to control and assign all management codes for use in the supply management document, DIC BKZ

f. *Issue related transactions (table C-52).* The following management codes are assigned for use in rp 72 of MILSTRAP issue related transactions (DIC D7 ... issues, DG ... backorder transactions, and DHA demand transactions); MILSTRIP transactions (DIC A2 ... redistribution orders; A4 ... referral orders; A5 ... materiel/disposal

release orders; A6 ... materiel/disposal release denials; ACJ disposal release cancellations; AEJ disposal supply status; AE6 supply status to ICP from storage; AF6 follow-ups to storage from ICP; AFJ disposal release follow-ups; AKJ disposal release cancellation follow-ups; ARJ, ARK, ARL disposal release confirmations; and ARO, AR6, AR9, ARA, ARB materiel release confirmations), and related release documentation as indicated (in table C-52).

g. *Receipt related transactions (table C-53).* The management codes in table C-53 are used in rp 72 of all DIC D ... series physical inventory documents:

h. *Gain/loss related transactions (table C-54).* The following management codes are assigned for use in rp 72 of gain/loss related transactions (DIC D8 ... /D9 ... inventory adjustment increase/decreases, DAC dual inventory adjustments, DD... /DC ... financial adjustment gains/losses, DEE logistics transfers, DEF decapitalization, DAS dual ownership/purpose code gain/loss) as indicated in table C-54.

i. *Physical inventory request/count transactions (table C-55).* The following management codes are assigned for use in rp 72 of physical inventory request/count-related transactions (DIC DJA physical inventory requests, DJB physical inventory notifications, and DKA physical inventory counts) as indicated in table C-55.

j. *Informative transactions (table C-56).* Management codes are assigned for use in rp 72 of informative transactions (DIC D6S materiel receipt acknowledgments, DZC logistics reassignment storage information transactions, and DZD logistics reassignment storage information replies). They are also assigned for use by management control activities (MCAs) in MILSTRIP transactions (AO... requisitions-MCA to ICP (except A02/B); AM... document modifier-MCA to ICP (except AM2/B); and AT ... followups-MCA to ICP (except AT2/B)) applicable to Government-furnished materiel (GFM) for contractor initiated requisitions and follow-on actions. Management codes are assigned for use in these transactions as indicated in table C-56.

k. The management codes in table C-57 are authorized for use in record position 72 of the supply management document (DD Form 1487), document identifier BKZ.

C-36. MILSTAMP mode/method of shipment codes

Mode/method codes are one-character alpha or numeric codes used to identify the general mode (e.g., air or surface) and the specific method (e.g., motor, rail, air freight, parcel post, etc.) for each segment of movement within the DTS. These codes, listed in table C-58, are used in rp 77 of the AS shipment status document (table E-35).

Table C-58
MILSTAMP Mode/Method of Shipment Codes

Code	Method of Shipment
A	Motor, truckload
B	Motor, less than truckload
C	Van (unpacked, uncrated personal or Government property)
D	Driveaway, truckaway, towaway
E	Bus
F	Military Airlift Command (MAC) Channel and Special Assignment Airlift Mission
G	Surface parcel post
H	Air parcel post
I	Government trucks, for shipment outside local delivery area
J	Air-small package carrier
K	Rail, carload
L	Rail, less than carload
M	Surface-freight forwarder
N	LOGAIR
O	Organic military air (including aircraft of foreign governments)
P	Through Government Bill of Lading (TGBL)

**Table C-58
MILSTAMP Mode/Method of Shipment Codes—Continued**

Code	Method of Shipment
Q	Commercial Air Freight, including regular and expedited service (provided by major airlines), air charter, and air taxi
R	European Distribution System (EDS) or Pacific Distribution System (PDS).
S	Scheduled Truck Service (applies to contract carriage, guaranteed traffic routings and/or scheduled service)
T	Air-freight forwarder
U	QUICKTRANS
V	SEAVAN
W	Water, river, lake, coastal (commercial)
X	Bearer, walk-thru (customer pickup of material)
Y	Military intratheater airlift service
Z	Military Sealift Command (MSC); controlled, contract, or arranged space
2	Government watercraft, barge, or lighter
3	Roll on roll off (RORO) service
4	Armed Forces Courier Service (ARFCOS)
5	Surface-small package carrier
6	Military Official Mail (MOM)
7	Express mail
8	Pipeline

C-37. Ownership and purpose codes

a. General.

(1) These codes provide intelligence to ICPs, stock control activities (SCA), or storage activities. They indicate who has title to the assets and for what purpose the materiel is held within an ownership. This information is provided for—

- (a) Inventory management.
- (b) Requisition processing.
- (c) Preparation of financial and supply status reports for decision making.

(2) Ownership codes provide the means for segmenting and identifying, on the inventory control record maintained by other than the owner, the service or activity having title to the assets.

b. Ownership codes (rp 70) (table C-59).

(1) Ownership codes are one-position, numeric characters. They provide a means of segmenting inventory balances accounted for on inventory control records of a military service but which are owned by others. Further segmenting these codes by purpose code is neither required nor intended.

(2) Codes prescribed herein will be entered in rp 70 of all appropriate A- and D-series documents.

c. Purpose codes (rp 70) (table C-60).

(1) Purpose codes are one-position, alpha characters. They provide the owner of materiel with a means of identifying the purpose for which an inventory balance is reserved.

(2) The codes will be entered in rp 70 of all appropriate A- and D-series documents.

C-38. Precious metals Indicator codes

a. Precious Metals Indicator Codes (PMIC), listed in table C-61, identify defense materiel items that contain precious metals and the content value of the metal. They will aid DRMO's efforts to identify precious metal-bearing items at the time such materiel is turned in.

**Table C-61
Precious Metals Indicator Codes**

Code	Type of Precious Metal	Content Value
A	No known precious metal.	None
B	Items are known to contain precious metal(s) but the amount(s) are unknown.	
C	Presence or absence of precious metals varies between items of production for the same item of supply.	
D	Silver	Equals 15 grams or more
E	Silver	Less than 15 grams
F	Gold	Equals 10 grams or more

**Table C-61
Precious Metals Indicator Codes—Continued**

Code	Type of Precious Metal	Content Value
G	Gold	Less than 10 grams
H	Platinum	Equals 10 grams or more
I	Platinum	Less than 10 grams
J	Palladium	Equals 5 grams or more
K	Palladium	Less than 5 grams
L	Iridium	Equals 20 grams or more
M	Iridium	Less than 20 grams
N	Rhodium	Equals 15 grams or more
O	Rhodium	Less than 15 grams
P	Osmium	Equals 10 grams or more
Q	Osmium	Less than 10 grams
R	Ruthenium	Equals 10 grams or more
S	Ruthenium	Less than 10 grams
T	Silver-gold	Combination equals 15 grams or more
U	Silver-gold	Combination contains less than 15 grams
V	Silver-platinum family (See note)	Combination equals 15 grams or more
W	Silver-platinum family (See note)	Combination contains less than 15 grams
X	Silver-gold-platinum family (See note)	Combination equals 15 grams or more
Y	Silver-gold-platinum family (See note)	Combination contains less than 15 grams
Z	Gold-platinum family (See note)	Combination equals 10 grams or more
2	Gold-platinum family (See note)	Combination contains less than 10 grams
3	Determination of precious metal content is uneconomical.	

Notes:

Platinum family includes platinum, palladium, iridium, rhodium, osmium, and ruthenium.

b. PMIC's are applied to Disposal Release Orders (DRO's) (rp 62) when items of supply are being directed to disposal by supply sources. These codes will be perpetuated in any documentation generated because of the DRO.

C-38.1. Review period Indicator codes

A numeric code that identifies the review period relative to the ETD. See table C-61. 1.

Table C-61-1
Review Period Indicator Codes

Code	Definition
1	ETD minus 120 days review period
2	ETD minus 30 days review period
3	ETD minus 90 days review period
4	ETD minus 270 days review period

C-39. Shelf life codes

a. General. Shelf life codes are assigned to items that will deteriorate or are unstable to the degree that a storage period must be assigned to ensure that they will perform adequately.

b. Shelf life item. A code is assigned a shelf life item to identify the period by which it must be used or inspected, tested, restored, or disposed of. This time begins with the date of manufacture, cure, or assembly and terminates by the date of which the item must be used. Type I and type II shelf life items are defined in the glossary. Shelf life codes are listed in table C-62.

Table C-62
Shelf Life Codes

Shelf Life Period	Type I	Type II
Nondeteriorative	0	
1 month	A	0
2 months	B	
3 months	C	1
4 months	D	
5 months	E	
6 months	F	2
9 months	G	3
12 months	H	4
15 months	J	
18 months	K	5
21 months	L	
24 months	M	6
27 months	N	
30 months	P	
36 months	Q	7
48 months	R	8
60 months	S	9
Military essential and medical items with shelf life of greater than 60 months.	X	X

c. Shelf life condition code. MILSTRAP condition codes A, B, and C are specific codes expanded to provide standard criteria to show remaining shelf life of an item from date of manufacture, inspection, test, and restoration. See tables C-63 and C-64.

Table C-63
Application of Condition Code Changes to Shelf Life Items

When Shelf life Remaining is-	Assign Condition Code	Indicating
More than 6 months	A	Unrestricted Issue Interservicing
3-6 months (inclusive)	B	Restricted Issue Interservicing
Less than 3 months	C	Priority Issue, No Interservicing

Table C-64
Application of Condition Codes to Potency-Dated Medical Materiel

Condition Code	Item Potency Period	Unexpired Potency Period (months remaining)
A	18 months or more	Over 9 months
A	12 to 17 months	Over 7 months
A	6 to 11 months	Over 3 months
B	18 months or more	3 to 9 months
B	12 to 17 months	3 to 7 months
B	6 to 11 months	2 to 3 months
C	18 months or more	Under 3 months
C	12 to 17 months	Under 3 months
C	6 to 11 months	Under 2 months

C-40. Shipment hold codes

a. The shipment hold code is a one character alpha (except I and O) code.

b. When materiel requisitioned by MILSTRIP requisitioner activity is delayed at a shipping activity after it has been picked, packed, marked and made ready for shipment, record the delay on the Shipment Planning Worksheet (SPWS). The proper code will be used and reported for inclusion in rp 51 of the MILSTRIP shipment status and materiel release confirmation document.

c. MILSTAMP shipment hold codes are in table C-65.

Table C-65
Shipment Hold Codes

Code	Explanation
A	Shipment unit held for consolidation.
B	Awaiting carrier equipment.
C	Awaiting export and domestic traffic release.
D	Delay due to diversion to surface resulting from challenge by air clearance authority.
E	Delay resulting from challenge by air clearance authority for which no diversion to surface occurs and materiel was shipped by air.
F	Embargo.
G	Strikes, riots, civil commotion.
H	Acts of God.
I	Reserved.
J	Shipment delayed to process customer cancellation request.
K	Diversion to surface movement due to characteristics of materiel that preclude air shipment; e.g., size, weight, or hazard classification.
L	Delay requested and/or concurred in by consignee.
M	Delay to comply with valid delivery dates at CONUS destinations/out loading terminals.
N	Delay due to diversion to air (requisition priority upgraded).
O-Y	Reserved.
Z	Holding action less than 24 hours from date materiel available for shipment.

C-41. Small arms transaction codes

See AR 710-3, table 4-4.

C-42. Subsistence type of pack codes

This one position numeric code indicates in the requisition(rp 21) or inventory transaction (rp 79) the degree of protection to be provided subsistence items by the packing or outside shipping container.

Actual "type of pack" requested should be based on the degree of protection required. Codes are at table C-66.

Table C-66
Subsistence Type of Pack Codes

1. Nonperishable subsistence items.

Code	Explanation
1	Protection required under known favorable conditions during shipment, handling, and storage as in CONUS. Domestic fiberboard shipping containers are used and unitized in pallet loads bonded with strapping or shrink film.
2	Protection required under more severe conditions during shipment, handling, and storage as may be encountered in the support of overseas customers. Weather resistant fiberboard shipping containers are used. All overseas shipments do not necessarily require type pack 2. This type of pack may also be used when Code 7 below is requested but not available.
3	NA
4	Protection required under conditions of open storage for an unknown duration in geographical areas where excessive rainfall, high humidity, and adverse environmental conditions may be encountered, such as Southeast Asia. V2s fiberboard shipping containers are used. Unitization consists of 40' X 48' standard, double wing, 4-way entry, wood pallet, with 4' flanged, V2s fiberboard cap, and strapped.

2. Perishable subsistence items.

Code	Explanation
<i>a. General items—</i>	
1	Protection which must meet the minimum requirements for shipment, handling, and storage in CONUS.
2	Protection which must be sufficiently strong to permit shipment to an overseas destination. All overseas shipments do not necessarily require type pack 2.
<i>b. Meat carcass and cut items only—</i>	
3	Single Wrap, Kraft, Krinkle Paper
4	Single Wrap, Stockinette
5	Double Wrap, Kraft Krinkle Paper, and Stockinette
6	Double Wrap, 1 Kraft Krinkle Paper, and 2 Stockinette (export only)
<i>c. Fresh eggs, milk, fruits, and vegetables, frozen meats, fish and poultry—</i>	
7	Wax impregnated fiberboard containers. The conditions which justify customer requirement for this type of pack are defined as follows: (a) Items are destined for specific operations involving shipment to remote areas, transfer at sea, ice or hydro cooling, prolonged storage, deploying ships, lengthy environmental exposure or multiple handling transshipment, or; (b) At the option of the requisitioner when local demand and experience indicates upgrading of shipping container requirements as being essential to assure adequate production protection, and; (c) The items (e.g., fresh fruits and vegetables) have been approved by the cognizant Services/agencies for application and requisitioning of this type of pack.

C-43. Reject advice codes (MILSTRAP)

a. Reject advice codes identify to the originator the reason for rejection of invalid MILSTRAP transactions. These codes will be entered in cc 79-80 of the transaction reject, DIC DZG.

b. Codes in the A ... series not listed are reserved for future use. They will not be used unless authorized and issued by the MILSTRAP System Administrator. Codes in the C-Z series are reserved for intraservice or agency use. Code definition and use are in table C-67.

Table C-67
Reject Advice Codes (MILSTRAP)

Code	Explanation
AA	Rejected. Document identifier invalid.
AB	Rejected. Submitted to incorrect manager; RIC of correct manager indicated in rp 54-56, if known.

Table C-67
Reject Advice Codes (MILSTRAP)—Continued

Code	Explanation
AC	Rejected. Type of inventory code invalid or blank.
AD	Rejected. Stock or part number cannot be identified.
AE	Rejected. Quantity field invalid.
AF	Rejected. Document number invalid.
AG	Rejected. "Ship to" address cannot be identified.
AH	Rejected. Required signal code invalid or blank.
AJ	Rejected. Required fund code invalid or blank.
AK	Rejected. Ownership or purpose code invalid or blank.
AM	Rejected. Condition code invalid or blank.
AP	Rejected. Required management code invalid or blank.
AQ	Rejected. Processing or count date invalid or blank.
AR	Rejected. Unit of issue incorrect.
AS	Rejected. Support date invalid.
AT	Rejected. Asset support request code invalid or blank.
AU	Rejected. Asset support request is for an item not centrally managed and stocked (acquisition advice codes F, L, P, or W).
AV	Rejected. Activity identified in rp 30-35 (DOD AAC) and rp 27-29 (RIC-FR) is not authorized to submit asset support requests.
AW	Rejected. Logistic reassignment transaction (DEE, DEF, DDX) received more than 1 year after the effective transfer date (ETD). The D4X will be rejected if no memorandum due-in is on record at the GIM to show it is a valid procurement receipt.
AX	Rejected. GSA is source of supply for requested Asset Support Request (ASR). GSA does not participate in MILSTRAP ASR procedures. If required, submit funded MILSTRIP requisition citing applicable RDD.
CJ	(MILSTRIP) DIC DTA asset support request submitted for obsolete or inactive NSN that cannot be supported.

C-43.1. Transportation bill codes

A one position alpha code used by Defense Financial and Accounting Service-Denver Center (DFAS) to recognize earnings for "below-the-line" transportation of materiel in the Defense Transportation System. The code is used by SAAC to bill FMS customers for "below-the-line" transportation costs. It is found in rp 7 of the materiel release confirmation and shipment status for FMS shipments. See table C-67.1.

C-43.2. Type of contractor codes

A one position alphabetic code which identifies the type of contractor. See table C-67.2. It was formerly published in MILSCAP but is now obsolete. It is published here only for convenience in interpreting the data when entered in the DIC DLW, Logistics Reassignment Contract History Data transaction.

Table C-67-2
Type of Contractor Codes

Code	Explanation
A	Large business. Any domestic concern (DFARS 25.001) which does not meet the size standards set by the Small and Disadvantaged Business Administration. (FAR subpart 19.1.)
E	Woman-owned large business. A business concern that is woman-owned (FAR 52.219.3) and is not small (FAR subpart 19.1).
F	Woman-owned small business. A business concern that is woman-owned (FAR 52.219.3) and small (FAR subpart 19.1).
I	Intra-Governmental. The contractor is a Federal Government Agency other than DOD (DFARS 4.671-5(b)(13)(vi) and (vii)).
J	Small business. A business concern in the United States, its possessions, or Puerto Rico meeting the criteria in FAR 19.101.
K	Nonprofit. Any corporation, foundation, trust, or institution not organized for profit (DFARS 4.671-5(e)(v)).
L	Contractor for work outside USA. Any business concern outside the United States, its possessions, or Puerto Rico (DFARS 4.671.5(e)(1)(iv)).

Table C-67-2
Type of Contractor Codes—Continued

Code	Explanation
M	Disadvantaged large business concern. A business concern owned and controlled by socially and economically disadvantaged individuals (FAR 52.291-2) that is not small (FAR 19.101).
N	Disadvantaged small business concern. A business concern owned and controlled by socially and economically disadvantaged individuals (FAR 52.219-2) that is small (FAR 19.101).
R	Foreign contractor for work within USA. The contractor is not a domestic concern (DFARS 25.001), and the work will be performed within the United States, its possessions, or Puerto Rico.

C-43.3. Type due-in Indicator

A numeric code that identifies the type of due-in. See table C-67.3.

Table C-67-3
Type Due-In Indicator

Code	Definition
1	Purchase request
2	Contract
3	Other

C-43.4. Type Inspection codes

A numeric code identifying the level of quality control. See table C-67.4.

Table C-67-4
Type Inspection Codes

Code	Definition
1	Contractor
2	Standard source inspection
3	Inspection per MIL-I-45208A
4	Inspection per MIL-Q-9858A

C-44. Type of media codes

Alpha codes listed in table C-68 will be entered in rp 60 of DIC DZJ (transaction history/custodial balance request) to identify the type of media for transmittal of ICP requested transaction history. The following code will be entered in rp 60:

Table C-68
Type of Media Codes Entered In RP 60 of DIC DZJ Transactions

Code	Definition
A	Transaction images to be transmitted by AUTODIN.
C	Transaction images to be transmitted in punched card format.
L	Listing of transaction history to be mailed.

Table C-2
A-series Document Identifier Codes

Code	Document Title	Explanation
A01	Requisition	For overseas shipment/with national stock number/North Atlantic Treaty Organization (NATO) stock number.
A02	Requisition	For overseas shipment/with part number.
A04	Requisition	For overseas shipment with other. ¹
A05 ²	Requisition	For overseas shipment/with exception data.
A07	Requisition	For overseas shipment/overseas dependent school system requirement.
A0A	Requisition	For domestic shipment/with national stock number/North Atlantic Treaty Organization (NATO) stock number.
A0B	Requisition	For domestic shipment/with part number.
A0D	Requisition	For domestic shipment/with other. ¹

Table C-68
Type of Media Codes Entered In RP 60 of DIC DZJ Transactions—Continued

Code	Definition
T	Transaction images to be transmitted by magnetic tape.

C-45. Type of physical inventory/transaction history codes

a. These codes are used to identify the type of inventory being conducted/requested, or to identify requests for transmission of custodial balances/transaction history. The proper code will be entered in rp 7 of all DOD physical inventory documents (DD Form 1485). DIC DJA, Physical Inventory Request, will contain only codes A, B, C, D, E, or F in rp 7. DIC DZJ, Transaction History/Custodial Balance, will contain only codes W, X, Y, or Z in rp 7.

b. Code assignments are in table C-69.

Table C-69
Type Of Physical Inventory/Transaction History codes

Code	Explanation
A	Scheduled inventory. Inventory to be conducted on a group of items within a certain period of time according to a set plan (all condition codes).
B	Scheduled inventory (sample). Inventory to be conducted on a group of items within a specified period of time by the random sampling method (all condition codes).
C	Special inventory, all condition codes.
D	Special inventory, specified supply condition code.
E	Spot inventory due to denial (all condition codes). Initiated by the storage activity or inventory control point (ICP) as a result of denials.
F	Spot inventory due to denial (specified condition code). Initiated by the storage activity or ICP as a result of denials.
G	Reserved for future assignment by DOD.
thru V	
W	Automatic submission of transaction history from storage activity to ICP (all condition codes).
X	Storage activity transaction history requested by ICP; or, transaction history response from storage activity to ICP.
Y	Custodial balance and transaction history requested by ICP; or, transaction history and custodial balance response from storage activity to ICP.
Z	Custodial balance only requested b ICP; or, custodial balance only response from storage activity to ICP.
0 thru 9	Reserved for future assignment by DOD.

C-46. DODAAF edit error codes

These codes are used on DICs TA1, TA3, and TA4 that are returned to the appropriate ANS for correction from the ACSP. The code appears in rp 4-5 and identifies the error condition which caused the transaction to reject. Codes and explanations are in table C-70.

Table C-2
A-series Document Identifier Codes—Continued

Code	Document Title	Explanation
A0E ²	Requisition	For domestic shipment/with exception data.
A21	Redistribution order	For overseas shipment/with national stock number/North Atlantic Treaty Organization (NATO) stock number.
A22	Redistribution order	For overseas shipment/with part number.
A24	Redistribution order	For overseas shipment/with other. ¹
A25 ²	Redistribution order	For overseas shipment/with exception data.
A27	Redistribution order	For overseas shipment/overseas dependent school system requirement.
A2A	Redistribution order	For domestic shipment/with national stock number/North Atlantic Treaty Organization (NATO) stock number.
A2B	Redistribution order	For domestic shipment/with part number.
A2D	Redistribution order	For domestic shipment/with other. ¹
A2E ²	Redistribution order	For domestic shipment/with exception data.
A31	Passing order	For overseas shipment/with national stock number/North Atlantic Treaty Organization (NATO) stock number.
A32	Passing order	For overseas shipment/with part number.
A34	Passing order	For overseas shipment/with other. ¹
A35 ²	Passing order	For overseas shipment/with exception data.
A37	Passing order	For overseas shipment/overseas dependent school system requirement.
A3A	Passing order	For domestic shipment/with national stock number/North Atlantic Treaty Organization (NATO) stock number.
A3B	Passing order	For domestic shipment/with part number.
A3D	passing order	For domestic shipment/with other. ¹
A3E ²	passing order	For domestic shipment/with exception data.
A41	Referral order	For overseas shipment/with national stock number/North Atlantic Treaty Organization (NATO) stock number.
A42	Referral order	For overseas, shipment/with part number.
A44	Referral order	For overseas shipment/with other. ¹
A45 ²	Referral order	For overseas shipment/with exception data.
A47	Referral order	For overseas shipment/overseas dependent school system requirement.
A4A	Referral order	For domestic shipment/with national stock number/North Atlantic Treaty Organization (NATO) stock number.
A4B	Referral order	For domestic shipment/with part number.
A4D	Referral order	For domestic shipment/with other. ¹
A4E ²	Referral order	For domestic shipment/with exception data.
A51	Materiel release order	For overseas shipment/with national stock number/North Atlantic Treaty Organization (NATO) stock number.
A52	Materiel release order	For overseas shipment/with part number.
A54	Materiel release order	For overseas shipment/with other. ¹
A55 ²	Materiel release order	For overseas shipment/with exception data.
A57	Materiel release order	For overseas shipment/overseas dependent school system requirement.
A5A	Materiel release order	For domestic shipment/with national stock number/North Atlantic Treaty Organization (NATO) stock number.
A5B	Materiel release order	For domestic shipment/with part number.
A5D	Materiel release order	For domestic shipment/with other. ²
A5E ²	Materiel release order	For domestic shipment/with exception data.
A5J	Disposal release order	From ICP to storage activity. (May also be used by local generating activity.)
A61	Materiel release denial	For overseas shipment/with national stock number/North Atlantic Treaty Organization (NATO) stock number.
A62	Materiel release denial	For overseas, shipment/with part number.
A64	Materiel release denial	For overseas shipment/with other. ¹
A65 ²	Materiel release denial	For overseas shipment/with exception data.
A67	Materiel release denial	For overseas shipment/overseas dependent school system requirement.
A6A	Materiel release denial	For domestic shipment/with national stock number/North Atlantic Treaty Organization (NATO) stock number.
A6B	Materiel release denial	For domestic shipment/with part number.
A6D	Materiel release denial	For domestic shipment/with other. ¹
A6E ²	Materiel release denial	For domestic shipment/with exception data.
A6J	Disposal release denial	From storage activity to ICP
AB1	Direct delivery notice	To requisitioner (rp 30–35).
AB2	Direct delivery notice	To supplementary address (rp 45–50).
AB3	Direct delivery notice	to rp 54.
AB8	Direct delivery notice	To DAAS from service/agency for distribution by DAAS of direct delivery notice AB1, AB2, and/or AB3 in accordance with MILSTRIP status distribution rules.
AC1	Cancellation	By requisitioner (rp 30–35).
AC2	Cancellation	By supplementary addressee (rp 45–50).
AC3	Cancellation	By rp 54.
AC4	Cancellation	By rp 55 (for intraservice use only).
AC5	Cancellation	By rp 56 (for intraservice use only).
AC6	Cancellation	Cancellation of MRO by ICP to shipping activity.
AC7	Cancellation	From ICP to storage. Results from the receipt of a mass cancellation request.
ACJ	Disposal release cancellation	From ICP to storage activity.
ACM	Cancellation	From ICP to procurement activity. Results from the receipt of a mass cancellation request.
ACP	Cancellation	From ICP to procurement activity. Cancellation for indicated quantity of the item listed on the procurement instrument or document designated by the number in rp 62 through 74.

Table C-2
A-series Document Identifier Codes—Continued

Code	Document Title	Explanation
AD1	FMS notice of availability (initial key document)	To designated country representative/freight forwarder (CR/FF). Will accompany the FMS NOA initial detail documents.
AD2	FMS notice of availability (initial detail document)	To designated CR/FF. Will accompany the FMS NOA initial key document.
AD3	FMS notice of availability (initial detail document)	To designated CR/FF. Will accompany the FMS NOA delay detail documents.
AD4	FMS notice of availability (initial detail document)	To designated CR/FF. Will accompany the FMS NOA delay document.
AD5	FMS notice of availability (reply document)	To the activity originating the NOA.
ADR	FMS notice of availability (export release required)	To designated CR/FF. Will accompany the FMS NOA initial detail documents.
AE1	Supply status	To requisitioner (rp 30–35) in U.S.
AE2	Supply status	To supplementary addressee (rp 45–50) in U.S. Forces requisition. To FMS country status recipient from ILCO/monitoring activity.
AE3	Supply status	To rp 54 activity in U.S. Forces requisition. Also used from supply source to ILCO/monitoring activity on FMS and Grant Aid shipments.
AE4	Supply status	To rp 55 (for intraservice use only).
AE5	Supply status	By rp 56 (for intraservice use only).
AE6	Supply status	To ICP from storage. Use for informative nonpositive status in reply to DIC AF6 follow-up, DIC AC6/AC7 cancellation or an MRO, when the DIC AR__AG6 and A6_ do not apply.
AE8	Supply status	Supply source reports all initial requisition supply status to the Defense Automatic Addressing System (DAAS) using this DIC. DAAS generates DIC AE1/2/3 status to eligible recipients.
AE9	Supply status	From the Defense Automatic Addressing System (DAAS): To activities identified by M&S code (rp 7), and distribution code (rp 54) to advise of the rerouting or change to a MILSTRIP requisition document as shown by the supply status code (rp 65–66). To activity in rp 30–35 when the M&S code is "0," and rp 54 is blank or invalid to advise of rerouting or change to a MILSTRIP requisition document as shown by the supply status code (cc 65–66). To activities in rp 30–35, 45–50, and 54 to advise of rejection of a MILSTRIP requisition document as shown by the supply status code (rp 65–66). To RIC "From" (rp 74–76) to advise of the rerouting of DIC A3_ (Passing Order), or A4_ (Referral Order). To source of supply (RIC "To," rp 4–6) to advise of mass cancellation confirmation, denial, or shipment diversion actions, as indicated by the supply status code (rp 65–66).
AEA	Supply status	For Service prepared FMS and Grant Aid requisitions with National stock number/North Atlantic Treaty Organization (NATO) stock number.
AEB	Supply status	For Service prepared FMS and Grant Aid requisitions/with part number.
AED	Supply status	For Service prepared FMS and Grant Aid requisitions with other.
AEE	Supply status	For Service prepared FMS and Grant Aid requisition with exception data.
AEJ	Disposal supply status	From storage activity to ICP.
AF1	Follow-up	By requisitioner (rp 30–35).
AF2	Follow-up	By supplementary addressee (rp 45–50).
AF3	Follow-up	By rp 54.
AF4	Follow-up	By rp 55 (for intraservice use only).
AF5	Follow-up	By rp 56 (for intraservice use only).
AF6	Follow-up	By ICP on MRO to shipping activity.
AFC	Follow-up	Furnished by requisitioning activities as requests to supply sources to initiate actions which will improve estimated availability dates provided in supply status transactions.
AFJ	Disposal release follow-up	From ICP to storage activity.
AFT	Request for shipment tracing registered, insured, and certified parcel post	From consignee (based on signal code) to supply source and ILCO to supply source unless business firm or civilian contractor not required to process follow-ups received from military sources. In this case, from consignee to inventory control point (ICP) and ILCO to ICP.
AFX	Disposal shipment receipt follow-up	From DRMS to rp 30–35 or from ICP/IMM to rp 4–6.
AFY	Follow-up (request for DODAAC of initial transportation shipping activity)	A request to supply source to obtain the DODAAC of the initial (origin) transportation shipping activity for tracing shipments under MILSTAMP.
AFZ	Disposal shipment confirmation follow-up (DIC ASZ not received)	From DRMS to rp 30–35 or from ICP/IMM to rp 4–6.
AG6	Reply to cancellation request	To ICP (rp 4–6).
AGJ	Reply to disposal release cancellation	From storage activity to ICP.
AK1	Follow-up on cancellation request	By requisitioner (rp 30–35).
AK2	Follow-up on cancellation request	By supplementary addressee (rp 45–50).
AK3	Follow-up on cancellation request	By rp 54.
AK4	Follow-up on cancellation request	By rp 55 (intraservice only).
AK5	Follow-up on cancellation request	By rp 56 (intraservice only).
AK6	Follow-up on cancellation request	From ICP to storage activity.
AKJ	Disposal release cancellation follow-up	From ICP to storage activity.
AM1	Requisition modifier (Process as requisition if original document not received.)	For oversea shipment/with NSN/NATO stock number.

Table C-2
A-series Document Identifier Codes—Continued

Code	Document Title	Explanation
AM2	Requisition modifier (Process as requisition if original document not received.)	For oversea shipment/with part number.
AM4	Requisition modifier (Process as requisition if original document not received.)	For oversea shipment/with other.
AM5	Requisition modifier (process as requisition if original document not received)	For oversea shipment/with exception data.
AMA	Requisition modifier (process as requisition if original document not received)	For domestic shipment/with NSN/NATO stock number.
AMB	Requisition modifier (process as requisition if original document not received)	For domestic shipment/with part number.
AMD	Requisition modifier (process as requisition if original document not received)	For domestic shipment/with other.
AME	Requisition modifier (process as requisition if original document not received)	For domestic shipment/with exception data.
AMF	Requisition modifier (process only to change supplementary address field and signal code field)	From ICP to procurement activity. Changes supplementary address and signal code.
AMP	Requisition modifier (process to change RDD field)	From ICP to Procurement Activity. Changes Required Delivery Date (RDD) field (rp 62-64) to expedited handling signal "555."
AN1	Materiel obligation validation request	For requisitioner (rp 30-35).
AN2	Materiel obligation validation request	To supplementary address (rp 45-50).
AN3	Materiel obligation validation request	To rp 54.
AN4	Materiel obligation validation request	To rp 55 (for intraservice use only).
AN5	Materiel obligation validation request	To rp 56 (for intraservice use only).
AN9	Materiel obligation validation request control transaction	Header transaction used when forwarding request transactions by AUTODIN or mail.
ANZ	Materiel obligation validation request follow-up control transaction	Header transaction used when follow-up on request transactions previously forwarded (DIC AN9) by AUTODIN or mail.
AP1	Materiel obligation validation response	From requisitioner (rp 30-35).
AP2	Materiel obligation validation response	From supplementary address (rp 45-50).
AP3	Materiel obligation validation response	From rp 54.
AP4	Materiel obligation validation response	From rp 55 (for intraservice use only).
AP5	Materiel obligation validation response	From rp 56 (for intraservice use only).
AP8	DAAS MOV response	DAAS internal transaction to effect automated MOV response for specified activities. Also used by activities to have DAAS provide responses for validated MOV requests.
AP9	Receipt confirmation for back order validation request	From requisitioner. (Return transaction used as confirmation of receipt of back order validation requests transmitted by AUTODIN or mail.)
APR	Materiel obligation validation reinstatement request	From requisitioner (rp 30-35) to NICP requesting reinstatement of requisition cancelled due to MOV.
APX	Nonreceipt of back order validation request	From requisitioner. (Notification to the supply source that the total number of transactions indicated in the control transaction was not received.)
AR0	Materiel release confirmation	To ICP.
ARA	Materiel release confirmation	To ICP for release of quantity greater than requested(due to unit pack.)
ARB	Materiel release confirmation	To ICP for release of quantity less than requested(due to unit pack).
ARJ	Disposal release confirmation	From storage activity to ICP.
ARK	Disposal release confirmation	From storage activity to ICP for release of quantity greater than requested.
ARL	Disposal release confirmation	From storage activity to ICP for release of quantity less than requested.
AS1	Shipment status	To requisitioner (rp 30-35) in U.S. Forces requisition. To Grant Aid country status recipient from ILCO/monitoring activity.
AS2	Shipment status	To supplementary addressee (rp 45-50) in U.S.Forces requisition. To FMS country status recipient from ILCO monitoring activity.
AS3	Shipment status	To rp 54 activity in U.S. requisition. Also used from supply source to ILCO.
AS4	Shipment status	To rp 55 (for intraservice use only).
AS5	Shipment status	To rp 56 (for intraservice use only).
AS8	Shipment status	Supply source/shipping activity reports all initial requisition shipment status to DAAS using this DIC. DAAS generates DIC AS1/2/3 status to eligible recipients.
ASY	Shipment status (DODAAC of initial transportation shipping activity)	To requesting activity in reply to an AFY follow-up.
ASZ	Disposal shipment confirmation	From shipping activity to DRMS.
AT1	Follow-up (process as requisition if original requisition not received)	For oversea shipment/with national stock number/North Atlantic Treaty Organization (NATO) stock number.

Table C-2
A-series Document Identifier Codes—Continued

Code	Document Title	Explanation
AT2	Follow-up (process as requisition if original requisition not received)	For oversea shipment/with part number.
AT4	Follow-up (process as requisition if original requisition not received)	For oversea shipment/with other. ¹
AT5	Follow-up (process as requisition if original requisition not received)	for oversea shipment/with exception data.
AT7	Follow-up (process as requisition if original requisition not received)	For oversea shipment/oversea department school system requirements.
ATA	Follow-up (process as requisition if original requisition not received)	For domestic shipment/with national stock number/North Atlantic Treaty Organization (NATO) stock number.
ATB	Follow-up (process as requisition if original requisition not received)	For domestic shipment/with part number.
ATD	Follow-up (process as requisition if original requisition not received)	For domestic shipment/with other. ¹
ATE	Follow-up (process as requisition if original requisition not received)	For domestic shipment/with exception data.
AU0	Reply to cancellation request—materiel release confirmation	To ICP—release of quantity same as requested.
AU1	Reply to cancellation request—shipment status	To requisitioner (rp 30–35).
AU2	Reply to cancellation request—shipment status	To supplementary address (rp 45–50).
AU3	Reply to cancellation request—shipment status	To rp54.
AU4	Reply to cancellation request—shipment status	To rp 55 (for intraservice use only).
AU5	Reply to cancellation request—shipment status	To rp 56 (for intraservice use only).
AU7	Reply to cancellation request—shipment status	To DAAS. Notification that shipment will be subject to diversion by DTS in response for mass cancellation.
AU8	Reply to cancellation request—shipment status	Supply source cancellation—shipment status to DAAS using this DIC. DAAS generates AU1/2/3 status to eligible recipients.
AUA	Reply to cancellation request—materiel release confirmation	To ICP—release of quantity greater than requested (due to unit pack).
AUB	Reply to cancellation request—materiel release confirmation	To ICP—release of quantity less than requested(due to unit pack).
AX1	NICP GFM validation request	From NICP to MCA. For validation of GFM transaction to a valid contract. (See chap 16 for use.)
AX2	MCA GFM validation response	From MCA to NICP. Response to NICP validation request of GFM transaction. (See chap 16 for use.)

Notes:

¹ For use when requisition or related document contains other than a national stock number, NATO stock number, or part number (such as production equipment code and DOD ammunition number).

² Processing activity will, by screening of documents, ascertain whether requisition or passing action contains a national stock number, other part number, or NATO stock number. If data can be acted on without need for further passing action, digit in column 3 will be changed to correspond with correct national stock number, NATO stock number, or part number.

Table C-3
B-series Document Identifier Codes

Code	Document Title	Explanation
B05	DIC A05 Image	MEC: 8 image to LOGSA (Oversea).
B0E	DIC A0E Image	MEC 8 image to LOGSA (Domestic).
B61	Duplicate materiel release denial	For oversea shipment/with NSN.
B62	Duplicate materiel release denial	For oversea shipment/with part number.
B64	Duplicate materiel release denial	For oversea shipment/with other.
B65	Duplicate materiel release denial	For oversea shipment/with exception data.
B66	Reserved	CCSSOI 18-725-100.
B67	Duplicate materiel release denial	For oversea shipment/oversea dependent school system requirement.
B68, B69	Reserved	CCSSOI 18-725-100.
B6A	Duplicate materiel release denial	For domestic shipment/with NSN.
B6B	Duplicate materiel release denial	For domestic shipment/with part number.
B6D	Duplicate materiel release denial	For domestic shipment/with other.
B6E	Duplicate materiel release denial	For domestic shipment/with exception data.
B6Z	Materiel receipt image (other than procurement source)	Generated by CCSS to notify LOGSA of a field return at a contractor's location.
B8S	Materiel receipt acknowledgement of TPF program	From materiel hand-off point to fielding command, acknowledging that materiel has been received and is ready for issue.
B99	Duplicate materiel release order (MRO) shipment status	To LOGSA from ICP when shipment has been ordered and exception data is indicated in original requisition/MRO.

Table C-3
B-series Document Identifier Codes—Continued

Code	Document Title	Explanation
B9A	Intransit receipt confirmation	For RICC 2, 3, and 8 assets received from AMC wholesale level activities.
B9B	Intransit receipt confirmation	For RICC 2, 3, and 8 assets received from U.S. Army retail level activities.
BA1	TASN-A shipment status	From reporting/shipping activity to ICP, to advise of shipment, condition code change, purpose code change, or cannibalization actions on TASN-A items.
BA2	TASN-A shipment status follow-up	From ICP to reporting/shipping activity when shipment status has not been received.
BA3	TASN-A receipt	From receiving activity to ICP to acknowledge receipt of an AIMI-X item. Also used by ICP as a prepositioned AIMI-X receipt document to the consignee.
BA4	TASN-A receipt follow-up	From ICP to activity having been shipped an AIMI-X item.
BA5	TASN-A nonreceipt	From receiving activity to ICP to advise (after receipt of two follow-ups) of nonreceipt of AIMI-X item. Also used to advise ICP that subject AIMI-X item had not been ordered.
BAA, BAB	To be defined	Reserved for future assignment by LOGSA.
BAC	DODAAC inquiry response	LOGSA to customer as response to DODAAC inquiry.
BAD	Document number inquiry response	POE lift; no POD receipt. LOGSA to customer.
BAE	Document number inquiry response	Latest information is supply status. LOGSA to customer.
BAF	Document number inquiry	Customer to LOGSA.
BAH	Demand report transaction	Used by the retail level to transmit demand data to LOGSA for accumulation of demands in the Central Demand Data Base.
BAI	Retrograde surface intransit data	Passed from the shipping port to LOGSA by "AUTODIN" for retrograde tracking system for Stock Funding of Depot Level Repairables (SFDLR).
BAJ	To be defined	Reserved for future assignment by LOGSA.
BAK	Document number inquiry response	CRP/POD receipt or subsequent event. LOGSA response to customer query.
BAL	Document number inquiry response	No record or no status; latest information is shipment status; or retired with supply status. LOGSA response to customer query.
BAM	Document number inquiry response	MRO, no shipment status. LOGSA response to customer query.
BAN	Reserved	Reserved for future assignment by LOGSA.
BAO	Shipment status inquiry to LOGSA from SARSS-1	To LOGSA (routed through SARSS-2B/CTASC-II to DAAS) from SARSS-1.
BAP	RICC 2 requisition supply status	LOGSA to Customer. AUTODIN transmitted Supply Status information on RICC 2 requisition.
BAQ	RICC 2 requisition shipment status	LOGSA to Customer. AUTODIN transmitted Shipment Status information on RICC 2 requisitions.
BAR	To be defined	Reserved for future assignment by LOGSA.
BAS	TCN inquiry response	LOGSA response to customer query.
BAT	TCN inquiry	Customer to LOGSA.
BAU	Customer request for DODAAC pull	Customer to LOGSA.
BAV	To be defined	Reserved for future assignment by LOGSA.
BAW	To be defined	Reserved for future assignment by LOGSA.
BAX	Objective Supply System (OSS) consolidation	From RRAD directly to LOGSA. Notice of consolidated Memphis shipment at RRAD.
BAY	Unit materiel fielding point (UMFP) receipt document	Fielding/Staging point to LOGSA and MRC. Notice of shipment receipt at UMFP.
BAZ	Unit materiel fielding point (UMFP) shipment document	UMFP to LOGSA and MRC. Notice of shipment movement from UMFP.
BB4	Header for report of strategic and critical materiel	Header for transmitting report of storage of strategic and critical materiel by depots and ammunition plants to SIMA.
BB5	First input record for report of strategic and critical materiel	Report by depots and ammunition plants of storage and costs of strategic and critical materiel.
BB6	Second input record for report of strategic and critical materiel	Continuation of report of strategic and critical materiel.
BB9	Mobilization DODAAC/UIC file data	Used by FORSCOM to pre-position a file of mobilization unit DODAACs at the ACSP (SIMA). Also the format is used by FORSCOM ANSs to send SIMA additions, changes, or deletions to the mobilization station address file required prior to mobilization.
BBC	Consolidated shipment status	Reflects CCP item receipt and ship dates. Used to measure CCP processing time and to provide data for the BDD document
BBD	Depot challenge to packaging data	From depots to LOGSA to challenge weight and cube data contained in the packaging file.
BBE	Reply to depot challenge to packaging data	Prepared by ICP to LOGSA or by LOGSA to inform the originator as to the status of the challenge.
BBG	Materiel release order receipt acknowledgement-test	For Army use to test MRO processing through the Standard Depot System (SDS).
BBJ	Maintenance stabilized rates program financial planning data	From DESCOM depots to DESCOM-base line data used to compute stabilized rates charged to DESCOM customers.
BBK	Supply stabilized rates program financial planning data	From DESCOM depots to DESCOM-financial planning data used to compute stabilized rates for supply functions within DESCOM.
BBT	Preplanned supply movement requirement data (NICP)	From NICPs/SICCs to SIMA to report transportation movement requirements data (TMRD) generated during the AMC LOGPLAN requirements and capabilities assessment process.
BBU	Preplanned supply requirements and capability data	From SIMA to provide preplanned supply requirements and capability data to various Army component commands of the unified and specified commands.
BBV	Automatic supply requirement (theater war reserve level)	Used to add, change, delete war reserve authorized levels by NSN, project code, class of supply.
BBW	Depot supply support requirements data	Used to show quantities which may be ordered to be shipped by the designated depot if DEPOT AMC is executed.
BBX	Interchange requirement data, and item or article	Used to show existence of a contingency plan supply requirement for responsible Army item manager.

Table C-3
B-series Document Identifier Codes—Continued

Code	Document Title	Explanation
BBY	Secondary item interchange data	Used to identify repair parts required for support of an end item to the responsible Army item manager.
BCA	Procurement price variance list	To ICPs from depots, providing detail unit price variances (greater than 25 percent) between the contract price (DD Form 250) and the standard Army Master Data File (AMDF) unit price.
BCC–BCH	To be defined	Reserved by DESCOM for AMP MOD.
BCJ–BCN	To be defined	Reserved by DESCOM for AMP MOD.
BCP–BCZ	To be defined	Reserved by DESCOM for AMP MOD.
BDA	Serial number control transaction for detector chemical cell	To AMCCOM from Service activities to report triennial wipe test results.
BDB	Serial number tracking of controlled cryptographic items	From service activities to SOS to report serial number tracking of controlled cryptographic items.
BDD	Shipment detail lift notice	This transaction identifies to the consignee the WPOD/APOD, lift date, intermediate and consolidated TCN, and vessel/flight number of each requisition included in the shipment.
BDE	CCISP multifield correction format	From Service activities to SOS to provide multifield corrections to CCISP records.
BDF	CCISP reconciliation or cyclic reject transaction format	From Service activities to SOS to reconcile CCISP records or to correct a rejected transaction.
BE3	CA supply status	From ICPs to LOGSA to provide automated CA supply status to the LIF.
BE9	Image of an activated prepositioned requisition	To DAAS from NICP/SICC, This document is created by the NICP/SICC simultaneously upon activation of a pre-positioned requisition and forwarded to DAAS. DAAS will route this document to the requisitioner, rp 30–35, for the purpose of establishing a due-in record. DAAS will also provide an image of this document to the LOGSA to establish a record on the LIF. (See chap 12.)
BEA	Ammunition shipment carrier code	SIMA to LOGSA.
BEE	Retrograde processing point TCN XREF notice	RPP to LOGSA and Sharpe Army Depot.
BEF	Retrograde break bulk point receipt/shipment notice	Sharpe Army Depot to LOGSA.
BEG	To be defined	Reserved for future assignment by LOGSA.
BEH	Ammunition shipment TCN	SIMA to LOGSA.
BEI	Retrograde depot receipt	Used by the depots to inform LOGSA of intransit receipt of retrograde shipment before posting to the accountable record.
BEJ	To be defined	Reserved for future assignment by LOGSA.
BEK	MRC part number status	MRC to LOGSA.
BEL	To be defined	Reserved for future assignment by LOGSA.
BEN	SAILS reconciliation DODAAC: transaction	SAILS activities to LOGSA. Used to set customers reconciliation indicator and group/installation code in the AIF.
BEP	In-theater repair/stock	Used for European Redistribution Facility (ERF)transshipments to in-theater Reserve Storage Repair Activities(RSA) from 200th TAMMC.
BEQ	Response to SARSS–1 shipment status inquiry from LOGSA to SARSS–2B	From LOGSA(routed through DAAS to SARSS–2B/CTASC–II) to SARSS–1.
BER	ERF demand data (tape)	From LOGSA to New Cumberland Army Depot giving European demands in support of redistribution facility.
BES	USASAC air lift header/trailer	LOGSA response to customer on airlift receipt information.
BET	Part number demand	LOGSA to LOGSA.
BEU	To be defined	Reserved for future assignment by LOGSA.
BEV	Ammunition shipment lift data	SIMA to LOGSA.
BEW	SAILS ABX reconciliation control transaction	SAILS activities to LOGSA. Used in Bottoms–Up reconciliation.
BEX	Consolidation notification status correction transaction	BBC correction process. CCP to LOGSA.
BF1	MACOM wartime consumption	Breakdown of retail war reserve requirements generated by the CCSS annual war reserve automated process and passed through LOGSA to the MACOMS.
BF2	MACOM intra-theater loss	Breakdown of retail war reserve safety level and intra-theater loss data generated by the CCSS annual war reserve process and passed through LOGSA to the MACOMS.
BF3	MACOM gains from repair	Breakdown of retail war reserve offset data used to arrive at net recurring requirements generated by the CCSS annual war reserve process and passed through LOGSA to the MACOMS.
BF4	MACOM authorized and financed quantities	Breakdown of retail war reserve computed NSN levels generated by the CCSS annual war reserve process and passed through LOGSA to the MACOMS.
BF5	MACOM demand net retail quantities	Breakdown of retail war reserve Demand Net Retail Quantities generated by the CCSS annual war reserve automated process and passed through LOGSA to the MACOMS.
BF6	MACOM end item data	Breakdown of retail war reserve identification of end item to its related parts which possess retail war reserve requirements, generated by the CCSS annual war reserve process and passed through LOGSA to the MACOMS.
BF7	Approved input record for war reserve database	Used to transfer war reserve data from CCSS to the central on-line war reserve database at SIMA.
BFW	ABF input from LOGSA	Requirement and offset data submitted by LOGSA for annual AMC war reserve computation.
BGA–BGH	To be defined	Reserved by DESCOM for AMP MOD.
BGJ–BGN	To be defined	Reserved by DESCOM for AMP MOD.
BGP–BGZ	To be defined	Reserved by DESCOM for AMP MOD.
BH1	Intransit follow-up transaction	Used to verify receipt of RICC 2 and 8 items. (from AMC)

Table C-3
B-series Document Identifier Codes—Continued

Code	Document Title	Explanation
BH2	Intransit follow-up transaction	Used to verify receipt of RICC 2 and 8 items. (from SOS other than AMC)
BHA	Customer reply to intransit follow-up	Customer reply to Intransit Follow-up (BHI) by AMC.
BHB	Customer reply to intransit follow-up	Customer reply to Intransit Follow-up (BH2) by SOS other than AMC.
BHC-BHH	To be defined	Reserved by DESCOM for AMP MOD.
BHJ-BHN	To be defined	Reserved by DESCOM for AMP MOD.
BHP-BHZ	To be defined	Reserved by DESCOM for AMP MOD.
BJ1	SACM root data input transaction	Used to transfer security assistance data to the S2K Security Assistance Case Management (SACM) Data Base.
BJ2	SACM letter of request input transaction	Used to transfer security assistance data to the S2K Security Assistance Case Management (SACM) Data Base.
BJ3	SACM letter of request information input transaction	Used to transfer security assistance data to the S2K Security Assistance Case Management (SACM) Data Base.
BJ4	SACM letter of request text input transaction	Used to transfer security assistance data to the S2K Security Assistance Case Management (SACM) Data Base.
BJ5	SACM case manager remarks data input transaction	Used to transfer security assistance data to the S2K Security Assistance Case Management (SACM) Data Base.
BJ6	SACM remarks text input transaction	Used to transfer security assistance data to the S21K Security Assistance Case Management (SACM) Data Base.
BJ7	SACM current basic record input transaction	Used to transfer security assistance data to the S2K Security Assistance Case Management (SACM) Data Base.
BJ8	SACM current AMD extension record input transaction	Used to transfer security assistance data to the S2K Security Assistance Case Management (SACM) Data Base.
BJ9	SACM MSA purpose record input transaction	Used to transfer security assistance data to the S2K Security Assistance Case Management (SACM) Data Base.
BJA	SACM MSA section/title record input transaction	Used to transfer security assistance data to the S2K Security Assistance Case Management (SACM) Data Base.
BJB	SACM case line item record input transaction	Used to transfer security assistance data to the S2K Security Assistance Case Management (SACM) Data Base.
BJC	SACM manager line item remarks data input transaction	Used to transfer security assistance data to the S2K Security Assistance Case Management (SACM) Data Base.
BJD	SACM case subline item data input transaction	Used to transfer security assistance data to the S2K Security Assistance Case Management (SACM) Data Base.
BJE	SACM subline remarks record input transaction	Used to transfer security assistance data to the S2K Security Assistance Case Management (SACM) Data Base.
BJF	SACM annex line item record input transaction	Used to transfer security assistance data to the S2K Security Assistance Case Management (SACM) Data Base.
BJG	SACM annex line remarks record input transaction	Used to transfer security assistance data to the S2K Security Assistance Case Management (SACM) Data Base.
BJH	SACM case data extension record input transaction	Used to transfer security assistance data to the S2K Security Assistance Case Management (SACM) Data Base.
BJI	SACM acceptance/ acknowledgment data record input transaction 1	Used to transfer security assistance data to the S2K Security Assistance Case Management (SACM) Data Base.
BJJ	SACM acceptance/ acknowledgment data record input transaction 2	Used to transfer security assistance data to the S2K Security Assistance Case Management (SACM) Data Base.
BJK	SACM Annex B financial record input transaction	Used to transfer security assistance data to the S2K Security Assistance Case Management (SACM) Data Base.
BJL	SACM payment occurrence record input transaction	Used to transfer security assistance data to the S2K Security Assistance Case Management (SACM) Data Base.
BJM	SACM estimate cost terms record input transaction	Used to transfer security assistance data to the S2K Security Assistance Case Management (SACM) Data Base.
BJN	SACM case notes record input transaction	Used to transfer security assistance data to the S2K Security Assistance Case Management (SACM) Data Base.
BJP	SACM case notes text record input transaction	Used to transfer security assistance data to the S2K Security Assistance Case Management (SACM) Data Base.
BJW	SACM amendment/modification level 1 record input transaction	Used to transfer security assistance data to the S2K Security Assistance Case Management (SACM) Data Base.
BJX	SACM amendment/modification reason input transaction	Used to transfer security assistance data to the S2K Security Assistance Case Management (SACM) Data Base.
BJY	SACM amendment/modification level 2 record input transaction 1	Used to transfer security assistance data to the S2K Security Assistance Case Management (SACM) Data Base.
BJZ	SACM amendment/modification level 2 record input transaction 2	Used to transfer security assistance data to the S2K Security Assistance Case Management (SACM) Data Base.
BKA	SNT/asset visibility receipt	Passed from SARSS-O or SPBS-R activity to SIMA for bridging to appropriate SNT data base.
BKB	SNT/asset visibility adjustment (gain)	Passed from SARSS-O or SPBS-R activity to SIMA for bridging to appropriate SNT data base.
BKC	SNT/asset visibility issue	Passed from SARSS-O or SPBS-R activity to SIMA for bridging to appropriate SNT data base.
BKD	SNT/asset visibility adjustment (loss)	Passed from SARSS-O or SPBS-R activity to SIMA for bridging to appropriate SNT data base.
BKE	SNT/asset visibility shipment or turn-in	Passed from SARSS-O or SPBS-R activity to SIMA for bridging to appropriate SNT data base.
BKF	SNT/asset visibility reconciliation (inventory conducted)	Passed from SARSS-O or SPBS-R activity to SIMA for bridging to appropriate SNT data base.

Table C-3
B-series Document Identifier Codes—Continued

Code	Document Title	Explanation
BKG	SNT/asset visibility shipment follow-up	Passed from SARSS-O or SPBS-R activity to SIMA for bridging to appropriate SNT data base.
BKH	SNT/asset visibility receipt follow-up	Passed from SARSS-O or SPBS-R activity to SIMA for bridging to appropriate SNT data base.
BKI	SNT/asset visibility reconciliation follow-up	Passed from SARSS-O or SPBS-R activity to SIMA for bridging to appropriate SNT data base.
BKJ	SNT/asset visibility multifield correction	Passed from SARSS-O or SPBS-R activity to SIMA for bridging to appropriate SNT data base.
BKZ	Supply management transaction	Used to transmit nonaccountable supply management data between storage activities, stock control activities, and inventory control points within the Army distribution system.
BLA-BLH	To be defined	Reserved by DESCOM for AMP MOD.
BLJ-BLN	To be defined	Reserved by DESCOM for AMP MOD.
BLP-BLZ	To be defined	Reserved by DESCOM for AMP MOD.
BM1	Storage item data stock number change (retail activity)	Provides retail activities with stock number changes.
BM3	Storage item data miscellaneous change (retail activity)	Provides retail activities with miscellaneous changes which have occurred as a result of status or receipt transaction.
BMA	Suspension/restriction notice	Updates, transfer of information between depots and ICP.
BMB	Foreign Military Sales publication requisition	Passed from FMS customers to USASAC to transmit publication data.
BNA-BNH	To be defined	Reserved by DESCOM for AMP MOD.
BNJ-BNN	To be defined	Reserved by DESCOM for AMP MOD.
BNP-BNZ	To be defined	Reserved by DESCOM for AMP MOD.
BP1	SACM amendment/modification level 3 record input transaction	Used to transfer security assistance data to the S2K Security Assistance Case Management (SACM) Data Base.
BP2	SACM amendment/modification level 4 record input transaction	Used to transfer security assistance data to the S2K Security Assistance Case Management (SACM) Data Base.
BP3	SACM amendment/modification level 5 record input transaction 1	Used to transfer security assistance data to the S2K Security Assistance Case Management (SACM) Data Base.
BP4	SACM amendment/modification level 5 record input transaction 2	Used to transfer security assistance data to the S2K Security Assistance Case Management (SACM) Data Base.
BP5	SACM annex service text record input transaction 1	Used to transfer security assistance data to the S2K Security Assistance Case Management (SACM) Data Base.
BP6	SACM annex service text record input transaction 2	Used to transfer security assistance data to the S2K Security Assistance Case Management (SACM) Data Base.
BP7	SACM TOS roll-up record input transaction	Used to transfer security assistance data to the S2K Security Assistance Case Management (SACM) Data Base.
BP8	SACM letter of request paragraph number record input transaction	Used to transfer security assistance data to the S2K Security Assistance Case Management (SACM) Data Base.
BPY	Security Assistance Automation Army (SA3) FFMIP level B SCM billing data	Data from USASAC to ICP.
BPZ	Security Assistance Automation Army (SA3) FFMIP level A billing confirmation/reject	ICP reply to USASAC in response to BPY.
BRA	Basic requirement no. 1	Reserved for CCSS, WORCS Program.
BRB	Basic requirement no. 2	Reserved for CCSS, WORCS Program.
BRC	Delivery schedule entry	Reserved for CCSS, WORCS Program.
BRD	Customer order received	Reserved for CCSS, WORCS Program.
BRE	Requirement projections/RDTE	Reserved for CCSS, WORCS Program.
BRF	Services schedule	Reserved for CCSS, WORCS Program.
BRG	Additional NSN or services data	Reserved for CCSS, WORCS Program.
BRH	Accounting data	Reserved for CCSS, WORCS Program.
BRJ	Remarks	Reserved for CCSS, WORCS Program.
BRK	Change requirement no. 1	Reserved for CCSS, WORCS Program.
BRL	Change requirement no. 2	Reserved for CCSS, WORCS Program.
BRM	Change delivery schedule entry	Reserved for CCSS, WORCS Program.
BRN	Change customer received	Reserved for CCSS, WORCS Program.
BRP	Change requirement projections/RDTE	Reserved for CCSS, WORCS Program.
BRQ	Change services schedule	Reserved for CCSS, WORCS Program.
BRR	Change additional NSN or services data	Reserved for CCSS, WORCS Program.
BRS	Change accounting data	Reserved for CCSS, WORCS Program.
BRT	Prov approp audit trail report	Reserved for CCSS, WORCS Program.
BRU	Cancellation of pron or document number	Reserved for CCSS, WORCS Program.
BRV	Cancellation of delivery schedule	Reserved for CCSS, WORCS Program.
BRW	Cancellation of service schedule	Reserved for CCSS, WORCS Program.
BRX	Change contingency commitment	Reserved for CCSS, WORCS Program.
BRY	Administrative data no. 1	Reserved for CCSS, WORCS Program.
BRZ	Administrative data no. 2	Reserved for CCSS, WORCS Program.
BR1	Administrative data no. 3	Reserved for CCSS, WORCS Program.
BR2	Accounting classification	Reserved for CCSS, WORCS Program.

Table C-3
B-series Document Identifier Codes—Continued

Code	Document Title	Explanation
BR3	Accounting classification trailer	Reserved for CCSS, WORCS Program.
BR4	Supplies line item data no. 1	Reserved for CCSS, WORCS Program.
BR5	Supplies line item data no. 2	Reserved for CCSS, WORCS Program.
BR6	Supplies schedule data	Reserved for CCSS, WORCS Program.
BR7	Services line item data	Reserved for CCSS, WORCS Program.
BR8	DD 350 data	Reserved for CCSS, WORCS Program.
BR9	Supplemental contract data	Reserved for CCSS, WORCS Program.
BSA	Packaging service data	Reserved for CCSS, WORCS Program.
BSB	Purchase unit conversion	Reserved for CCSS, WORCS Program.
BSC	Pron identification	Reserved for CCSS, WORCS Program.
BSD	Controlled item serial number	Reserved for CCSS, WORCS Program.
BSE	Modification header	Reserved for CCSS, WORCS Program.
BSF	Shipment performance notice	Reserved for CCSS, WORCS Program.
BSG	Shipment performance notice – service line item	Reserved for CCSS, WORCS Program.
BSH	Acceptance report	Reserved for CCSS, WORCS Program.
BSJ	Unclosed contract status	Reserved for CCSS, WORCS Program.
BSK	Revised delivery forecast (RDF)	Reserved for CCSS, WORCS Program.
BSL	Revised delivery forecast–MILSTRIP supplement	Reserved for CCSS, WORCS Program.
BSM	Acknowledgment/cancellation	Reserved for CCSS, WORCS Program.
BSN	To be defined	Future use for CCSS, WORCS Program.
BT1	Depot maintenance consumption data header and detail record	Identifies data on repair parts consumption in support of the depot level maintenance transmitted from depots and contractors to the commodity commands.
BT3	AUTODIN DMPRL	Request for a DMPRL forwarded depots to MRC via AUTODIN.
BT4	Depot maintenance consumption data	Identifies data on repair parts consumption in support of depot level maintenance transferred from depots to the commodity commands to support the NSN conversion.
BT5	Command requirements	The BT5 insures the forecasting of repair parts managed by other Army item managers. The managing command will receive the BT5s and will forecast total requirements for all.
BT6	Depot factor response/change record	Identifies the exception/change reporting data on repair parts consumption in support of CONUS organic depot maintenance facilities.
BT8	Depot factor request record	Request for a single depot to return reconciliation BT6 transactions for WAC codes AI, A2, and IO and for every repair part within the requested repairable item in the depot file.
BT9	NICP/depot reconciliation record	Identifies the conciliatory date to define prime NSN to those BT6 transactions containing valid nonprime repair part NSNs.
BTA	Maintenance workload basic transaction	From MSC to DESCOM. From DESCOM to maintenance depots. (MDMS)
BTB	Maintenance workload item name transaction	From DESCOM to maintenance depots.
BTC	Accounting classification transaction	Used when the customer code within the AMS code is greater than 20 (reimbursable customers). MSC/DESCOM originated(MDMS).
BTD	Maintenance work matrix transaction	From DESCOM to maintenance depots. Created by BO transactions from the AMMDEX program and submitted as LTD transactions by DESCOM.
BTE	Maintenance conversion transaction	From MSC to DIESCOM to maintenance depots.
BTF	International logistics control transaction	From MRC to DESCOM to depots (MDMS).
BTG	Maintenance workload narrative transaction	From DESCOM to maintenance depots. MSC, DESCOM or depot originated (MDMS).
BTH	Contract financial data	Used primarily for contract maintenance programs. MSC to DESCOM to report maintenance status (MDMS).
BTI	Maintenance code–F asset reporting	Used by the depot to identify code–F assets available to DESCOM.
BTJ	To be defined	Reserved for future assignment by DESCOM.
BTK	Maintenance workload priority transaction	MSC to DESCOM. From DESCOM to maintenance depots(MDMS).
BTL	To be defined	Reserved for future assignment by DESCOM.
BTM	Maintenance error identification transaction	Used to identify errors made by originator. From data recipient to data originator.
BTN	Maintenance MWO/conversion transaction	From DESCOM to maintenance depots. Originated by MSC to DESCOM (MDMS).
BTP	Maintenance on–hand asset transaction	Identifies amount of assets in field service for a particular PRON from MRC through DESCOM to depot. (MDMS).
BTQ	Number quantifies	MILSTRIP document number quantities and completions from MSC's.
BTR	Depot source of repair	From DESCOM to MSC.
BTS	Technical data	Transaction used by DESCOM to transmit depot cost data. (MDMS).
BTT	Matrix accumulative data (report month)	From maintenance depots to DESCOM. (MDMS).
BTU	DESCOM/depot reconciliation transaction	Identifies status of each data element assigned to a PRON for reconciliation with the depot. From DESCOM to depot.
BTV	Interservice data	Identifies service for whom work is being accomplished. (MDMS):
BTW	MDMS/MAGIC transaction	Used to transfer maintenance workload/execution data between commodity commands, DESCOM, and the depots
BTY	Inactive end item codes	To identify end item codes that have been recouped from deleted NSN's for assignment to a new NSN. From DESCOM to depot.

Table C-3
B-series Document Identifier Codes—Continued

Code	Document Title	Explanation
BTZ	Maintenance man-hours	Generated by SIDS to update the Man-hour Evaluation Report (MER) which is used as part of the budget process.
BUA	Reactive reporting system	Used to report Reactive System data from depots to DESCOM.
BW0	Final bill code deletion	Within HQDESCOM to access financial records.
BW1	Program status report transaction	From supply depot to HQDESCOM for submission of depot cost, man hour and production data.
BW2	Program status report narrative transaction	From supply depot to HQDESCOM for submission of narrative remarks applicable to program status reports.
BW3	RCS305 narrative transaction	From supply depot to HQDESCOM for submission of receiving/shipping/set assembly data by N MCP.
BW4	Standards file input transaction	From supply depot to HQDESCOM for submission of depot workload unit man hour and unit costs data.
BW5	MAP PC&H transaction	From supply depot to HQDESCOM for submission of MAP billing data.
BW6	Cost and performance adjustment transaction	Within HQ DESCOM for submission of supplemental program status report data to record.
BW7	Reconciliation supply, BASOPS and miscellaneous programs	From supply depots to HQDESCOM for submission of conciliatory data pertaining to established work orders.
BW8	Depot local PRON	From supply depots to HQDESCOM for submission of locally established depot workload programs.
BW9	Account classification change record	Used to change or amend the classification of an account.
BWA	Workload basic transaction	From HQDESCOM to supply depots for submission of depot work ordering/funding data.
BWB	Workload financial transaction	With HQDESCOM for submission of supply depot work order data to record.
BWC	Workload matrix transaction	Between supply depots and HQDESCOM for submission of depot work ordering/funding data.
BWD	Workload narrative transaction	From HQDESCOM to supply depots for submission of depot work order narrative data.
BWE	Workload basic/supplement transaction	Within HQDESCOM for submission of supply depot work order data to record.
BWF	Workload quantity	Used to report the annual planned workload by quantity.
BWG	Workload data transaction	Within HQDESCOM for submission of supply depot work order data to record.
BWH	Functional/AMS cross reference transaction	From HQDESCOM to supply depots for submission of functional code/related AMS code data.
BWM	Standards file input	Within HQDESCOM to input workload unit man hour and unit cost data.
BWN	TPF workload data	From fielding commands to DESCOM to provide TPF workload data.
BWP	Challenge of materiel sent to DRMO	On-line challenge from depot to Army managers challenging materiel sent to DRMO.
BWQ	First follow-up to challenge of materiel sent to DRMO	First on-line follow-up to challenge from depot to Army managers challenging materiel sent to DRMO.
BWR	Second follow-up to challenge of materiel sent to DRMO	Second on-line follow-up to challenge from depot to Army managers challenging materiel sent to DRMO.
BWS	Reply to challenge of materiel sent to DRMO	Army manager's reply to depot making challenge of materiel sent to DRMO.
BWZ	Depot operations cost and performance report	From ICPs/arsenals/ammo plants, etc., to HQDESCOM for submission of cost, man hour and production data.
BXA	Proponent ILS office header data	Transaction one of three header data records needed to establish a system/equipment (item of supply) on the ILSMR file.
BXB	Manager/file established header data	Transaction two of three header data records needed to establish a system/equipment (item of supply) on the ILSMR file.
BXC	Project leader header data record	Transaction three of three header data records needed to establish a system/equipment (item of supply) on the ILSMR file.
BXD	Contract/model header data	Transaction one of seven optional header data records available to establish a system/equipment (item of supply) with complete header identification data on the ILSMR file.
BXE	Contract header data	Transaction two of seven optional header data records available to establish a system/equipment (item of supply) with complete header identification data on the ILSMR file.
BXF	Replace system/equipment header data	Transaction three of seven optional header data records available to establish a system/equipment (item of supply)with complete header identification data on the ILSMR file.
BXG	Subsystem header data	Transaction four of seven optional header data records available to establish a system/equipment (item of supply)with complete header identification data on the ILSMR file.
BXH	Proponent project manager header data	Transaction five of seven optional header data records available to establish a system/equipment (item of supply)with complete header identification data on the ILSMR file.
BXJ	Project header data	Transaction six of seven optional header data records available to establish a system/equipment (item of supply) with complete header identification data on the ILSMR file.
BXK	Used on identification header data	Transaction seven of seven optional header data records available to establish a system/equipment (item of supply)with complete header identification data on the ILSMR file.
BXL	Milestone event record data	Transaction needed to establish local milestones unique to a particular system/equipment, control milestone related dates and milestones data. Also used with the ILSMR file.
BXM	Narrative record data	Transaction is designed to establish any narrative pertinent to the particular milestone cited in rp 35-41 of this transaction. Also used with the ILSMR file.
BXN	Associated systems/support equipment data	Transaction is needed to establish and record all associated systems/support equipment for the specific system/equipment cited in this transaction. Also used with the ILSMR file.
BXP	Associated contract data	Transactions (transactions 1 and 2) needed to establish the associated contractors applicable to system/equipment in rp 7-28 of this transaction. Also used with the ILSMR file.
BXQ	AMMS other header data for file number/TRADOC PPNT school/NETPN	Transaction one of three other header data records for transmitting AMMS information between MSCs and LOGSA.

Table C-3
B-series Document Identifier Codes—Continued

Code	Document Title	Explanation
BXR	AMMS other header data for SIC/PEO	Transaction two of three other header data records for transmitting information between MSCs and LOGSA.
BXS	AMMS other header data for CRC/mission area/combat developer	Transaction three of three other header data records for transmitting information between MSCs and LOGSA.
BYA-BYH	To be defined	Reserved by DESCOM for AMP MOD.
BYJ-BYN	To be defined	Reserved by DESCOM for AMP MOD.
BYP-BYZ	To be defined	Reserved by DESCOM for AMP MOD.
BZ5	Daily transactional updates to major item requisition validation (MIRV) files	From SIMA, Chambersburg, major item systems to the MIRV system in the CCSS used to update authorized shortages and shortage information in the MIRV files.
BZB	Zero balance flasher	Passed from general supply adjustments in SDS through CCSS to alert the NICP of zero balance stock for an NSN.
BZD	Notification of shipment	Shipment verification provided by the contractor to the MSC for repaired materiel being returned to the Government.
BZE	Consumption report (Government Furnished Materiel)	From contractor to the MCA to report consumption of GFM (listed by items and quantities) during the report period.
BZF	LOGSA materiel returns data base (MRDB) inquiry request	Used by the Army ICPs to query the LOGSA MRDB to determine the status of an open MRP shipment record.
BZG	LOGSA materiel returns data base (MRDB) inquiry response	Used by the LOGSA to provide latest status of an open MRP shipment record. Used in response to a request (DIC BZF) from the ICP.

Table C-4
D-series Document Identifier Codes

Code	Document Title	Explanation
D4M	Materiel receipt—procurement instrument source(repair/ testing)	From procurement instrument source to depot inventory because of return of repaired/tested end items previously sent to a commercial /Government facility.
D4S	Materiel receipt—procurement instrument source(commercial)	From procurement instrument source to depot inventory because of purchase from commercial concerns.
D4U	Materiel receipt—procurement instrument source (DOD activity)	From procurement source to depot inventory because of purchase from another DOD agency. Includes purchases from Government production facilities where procurement funds are charged.
D4V	Materiel receipt—procurement instrument source(non-DOD activity)	From procurement instrument source to depot inventory because of purchase from a non-DOD agency. Includes purchases from Government production facilities where procurement funds are charged.
D4X	Materiel receipt—procurement instrument source(Decapitalization)	From LIM to GIM as notification of receipt of an item decapitalized. Indicates to GIM that—(a) Due-in and financial records of loser have been updated; and (b) Memorandum due-in is to be updated.
D4Z	Materiel receipt—procurement instrument source(other)	From procurement instrument source into depot inventory when a specific DIC is not known. (Assignor of this code will maintain intelligence on its use and, as required, will furnish this data.)
D6A	Materiel receipt—other than procurement instrument source (Own Service/Agency)	Returns from own service/agency users into depot inventory. Excludes receipts of end items from repair activity.
D6B	Materiel receipt—other than procurement instrument source (DOD Activities)	Returns from DOD agency users into depot inventory.Excludes receipts of end items from repair activity.
D6C	Materiel receipt—other than procurement instrument source (Non-DOD Activities)	Returns from non-DOD agency users into depot inventory. Excludes receipts of end items from repair activity.
D6D	Materiel receipt—other than procurement instrument source (Grant Aid)	Returns from Security Assistance Program Grant Aid users into depot inventory.
D6E	Materiel receipt – other than procurement instrument source (FMS)	Returns from Security Assistance Program Foreign Military Sales users into depot inventory.
D6G	Materiel receipt—other than procurement instrument source (test/evaluation)	Returns from destructive test and evaluation to depot inventory of unused materiel originally issued for performance of destructive testing or evaluation.
D6H	Materiel receipt—other than procurement instrument source (Government Furnished Materiel)	Returns of Government furnished materiel (GFM) to depot inventory because of nonuse in manufacture of an end item.Excludes return of end items from repair.
D6J	Materiel receipt—other than procurement instrument source (Property Disposal)	Returns from property disposal to depot inventory.
D6K	Materiel receipt—other than procurement instrument source (Relocation).	Relocation of assets between installations controlled by the same item manager without change in item management responsibility. Excludes receipts of repaired end items.
D6L	Materiel receipt—other than procurement instrument source (Assembly/ Disassembly/ Conversion/Modification)	Returns from assembly/disassembly/conversion/modification into depot inventory because of—return of assembled end items; return of components from disassembled end items; and return of converted or modified end items. Excludes return of repaired end items.

Table C-4
D-series Document Identifier Codes—Continued

Code	Document Title	Explanation
D6M	Materiel receipt—other than procurement instrument source (Repair/Testing)	Returns into depot inventory of repaired/tested items previously sent to a commercial / Government facility.
D6N	Materiel receipt—other than procurement instrument source (Loan).	Returns of materiel on loan into depot inventory from authorized recipient.
D6Q	Materiel receipt—other than procurement instrument source (Removal Items).	Removal of installed service designated principal item/weapon system returned to inventory.
D6R	Materiel receipt—other than procurement instrument source (Exchange Item).	Exchanges of service designated items into inventory when a like item is issued on an exchange basis.
D6S	Materiel receipt acknowledgement document	From requisitioner to DAAS acknowledging that materiel has been received and recorded on the inventory records or that materiel has been received at retail level for issues that are not posted to the inventory record.
D6T	Materiel receipt—other than procurement instrument source (Own Service/Agency).	Into depot inventory because of requisitioning from own service/agency.
D6U	Materiel receipt—other than procurement instrument source (DOD Activity).	Into depot inventory because of requisitioning from another DOD agency.
D6V	Materiel receipt—other than procurement instrument source (Non-DOD Activity).	Into depot inventory because of requisitioning from a non-DOD agency.
D6X	Materiel receipt—other than procurement instrument source (Decapitalization).	From LIM to GIM as notification of receipt of an item decapitalized. Indicates to GIM that— (a) Due-in and financial records of loser have been updated; and (b) Memorandum due-in is to be updated.
D6Z	Materiel receipt—other than procurement instrument source (Other).	Into depot inventory when a specific DIC is not known. (Assignor of this code will maintain detailed intelligence on its use and, as required, will furnish this data.)
D7A	Issue (own service/agency)	Issue to own service/agency from depot inventory or by direct delivery from vendor. Excludes issues of end items to be repaired.
D7B	Issue (DOD agency)	Issue to another DOD agency from depot inventory or by direct delivery from vendor. Excludes issues of end items to be repaired.
D7C	Issue (non-DOD agency)	Issue to a non-DOD agency from depot inventory or by direct delivery from vendor. Excludes issues of end items to be repaired.
D7D	Issue (Grant Aid)	Issue to MAP/Grant Aid from depot inventory or by direct delivery from vendor.
D7E	Issue (FMS)	Issue to MAP/ FMS from depot inventory or by direct delivery from vendor.
D7G	Issue (test or evaluation)	Issue of materiel from depot inventory for performance of destructive testing or evaluation.
D7H	Issue (GFM)	Issue to activities as GFM from depot inventory or direct delivery from a vendor for use in manufacture of an end item.Excludes issues of end items for repair.
D7J	Issue (reutilization and marketing)	Issue to property disposal from depot inventory.
D7K	Issue (relocation)	Issue to other storage locations for relocation between installations controlled by the same item manager without change in item management responsibility. Excludes issues of end items to be repaired.
D7L	Issue (assembly/disassembly/ conversion/modification)	Issue for assembly/disassembly/conversion/modification from depot inventory or by direct delivery from vendor. Includes issue of—component for assembly; end item for disassembly; and end item for conversion and modification. Excludes issue of end items to be repaired.
D7M	Issue (repair/testing)	Issue to repair/testing from depot inventory to commercial/Government activity for repair/ testing and return of the same item.
D7N	Issue (loan)	Issue for loan from depot inventory to authorized recipients.
D7P	Issue (returned purchases)	Issue of returned purchases from depot inventory to suppliers for credit or reimbursements.
D7Q	Issue (Designated Items)	Issue of designated items from inventory, for installation on a principal item/weapon system.
D7R	Issue (exchange Items)	Issue of Service/Agency designated items from inventory, when a like item is returned on an exchange basis.
D7Z	Issue (other)	Issue from depot inventory, when a specific DIC is not otherwise provided. (Assignor of this code will maintain detailed intelligence on its use and, as required, will furnish this data.)
D8A	Inventory adjustment—increase (physical inventory).	Gain disclosed because of physical count of stock, single adjustment.
D8B	Inventory adjustment—increase (accounting error)	Gain resulting from clerical or mechanical accounting errors that are not subject to correction by reversal of original transaction, single adjustment.
D8C	Inventory adjustment—increase (condition)	Gain resulting from condition transfer, single adjustment.
D8D	Inventory adjustment—increase (purpose)	Gain resulting from a purpose transfer, single adjustment.
D8E	Inventory adjustment—increase (logistic transfer)	Gain of item management responsibility because of logistic transfer, single adjustment.
D8F	Inventory adjustment—increase (capitalization)	Gain to a stock fund or stock fund division at time of activation or later extension/expansion because of capitalization, single adjustment.

Table C-4
D-series Document Identifier Codes—Continued

Code	Document Title	Explanation
D8J	Inventory adjustment—increase(identification)	Gain resulting from inspection of an item in stock that has been misidentified, single adjustment.
D8K	Inventory adjustment—increase (catalog changes)	Gain resulting from stock number or unit of issue changes, single adjustment. Excludes change of unit price only.
D8S	Inventory adjustment—increase (ownership gain)	Gain resulting from ownership transfer by the single manager (SM) for conventional ammunition, single adjustment. Use is restricted to users of the Conventional Ammunition System.
D8Z	Inventory adjustment—increase (other).	Gains for which a specific DIC is not otherwise provided, single adjustment. (Assignor of code will maintain detailed intelligence on its use and, as required, will furnish this data.)
D9A	Inventory adjustment—decrease (physical inventory)	Loss disclosed because of physical count of stock, single adjustment.
D9B	Inventory adjustment—decrease (accounting error)	Loss caused by clerical or mechanical accounting errors that are not subject to correction by reversal of original transaction, single adjustment.
D9C	Inventory adjustment—decrease (condition)	Loss caused by condition transfer, single adjustment.
D9D	Inventory adjustment—decrease (purpose)	Loss resulting from transfer action for a specific purpose, single adjustment.
D9E	Inventory adjustment—decrease (logistic transfer)	Loss of item management responsibility, logistic transfer, single adjustment.
D9F	Inventory adjustment—decrease(decapitalization)	Loss from a stock fund or stock fund division at time of deactivation or contraction, decapitalization, single adjustment
D9G	Inventory adjustment—decrease (survey process)	Loss from shrinkage, theft, contamination, deterioration, and expired shelf life, single adjustment.
D9H	Inventory adjustment—decrease (disaster)	Loss from major disasters, fire loss, enemy action, acts of God, etc., single adjustment.
D9J	Inventory adjustment—decrease(identification)	Loss caused by inspection of an item in stock that has been erroneously identified, single adjustment.
D9K	Inventory adjustment—decrease (catalog change)	Loss caused by stock number or unit of issue changes, single adjustment. Excludes change of unit price only.
D9S	Inventory adjustment—decrease (ownership loss)	Loss caused by ownership transfer of the SM for conventional ammunition, single adjustment. Use is restricted for users of the Conventional Ammunition System.
D9Z	Inventory adjustment—decrease (other)	Losses for which a specific DIC is not otherwise provided, single adjustment. (Assignor of code will maintain detailed intelligence on its use and, as required, will furnish this data.)
DA1	Single—managed conventional ammunition unfreeze action	From the SMCA to advise the owning service ICP of action taken to unfreeze a quantity on a specific depot for a given NSN/part number, ownership/ purpose code, and supply condition code.
DA2	Single—managed conventional ammunition freeze action	From the SMCA to advise the owning service ICP of action taken to freeze a quantity on a specific depot from a given NSN/part number, ownership/purpose code, and supply condition code.
DAC	Inventory adjustment—dual (condition transfer)	Dual adjustment (increase and decrease) resulting from condition transfer.
DAD	Inventory adjustment—dual (purpose transfer)	Dual adjustment (increase and decrease) resulting from purpose transfer.
DAS	Inventory adjustment—dual (ownership gain/loss)	Dual adjustment (increase and decrease) resulting from ownership transfer by the single manager (SM) for conventional ammunition. Use is restricted for internal processing within the SM distribution system.
DB_	Financial adjustment (gain)	For use as prescribed by Services/Agencies. The Army's use follows:
DBA	Financial adjustment (gain)	For monetary gains caused by an excess of standard price (less surcharges) over the cost price of purchased materiel.
DBB	Financial adjustment (gain)	For monetary gains caused by reconciliation of financial ledgers to stock record balances.
DBC	Financial adjustment (gain)	For monetary gains realized by the difference between standard price of assemblies and the component parts making up assemblies because of an assembly or disassembly.
DBD	Financial adjustment (gain)	For monetary gains caused by standard price changes.
DBE	Financial adjustment (gain)	For monetary gains caused by a difference between the value of stock fund materiel's used to repair stock fund materiel and the value of the repaired materiel.
DBF	Financial adjustment (gain)	For monetary gains caused by a difference between the standard price of materiel returns with credit and the amount of credit allowed.
DBZ	Financial adjustment (gain)	For monetary gains other than those cited in the above DB series.
DC_	Financial adjustment (loss)	For use as prescribed by Services/Agencies. The Army's use follows:
DCA	Financial adjustment (loss)	For monetary losses caused by an excess at cost price of purchased materiel over the standard price (less surcharge).
DCB	Financial adjustment (loss)	For monetary losses caused by reconciliation of financial ledgers to stock record balances.
DCC	Financial adjustment (loss)	For monetary losses realized by differences between standard prices of assemblies and component parts making up assemblies as a result of an assembly or disassembly process.
DCD	Financial adjustment (loss)	For monetary losses resulting from standard price changes.
DCE	Financial adjustment (loss)	For monetary losses resulting from a difference between the value of stock fund materiel used to repair stock fund materiel and the value of the repaired materiel.
DCG	Financial adjustment (loss)	For monetary losses resulting from sales at less than standard price.
DCZ	Financial adjustment (loss)	For monetary losses other than those specified in the above DC series.
DD_	Due—in—procurement instrument source	Used to report establishment or cancellation of due—in (from procurement instrument source) between SCAs and ICPs. The third digit code in this series corresponds to the third digit code provided in the D4 series.

Table C-4
D-series Document Identifier Codes—Continued

Code	Document Title	Explanation
DDM	Due-in established	From procurement instrument source to depot inventory as a result of repaired/tested end items previously sent to a commercial/Government facility.
DDS	Due-in established	From procurement instrument source to depot inventory as a result of purchase from commercial concern.
DDU	Due-in established	From procurement instrument source to depot inventory as a result of purchase from another DOD agency. Includes purchases from Government production facilities where procurement funds are charged.
DDV	Due-in established	From procurement instrument source to depot inventory as a result of purchase from a non-DOD agency. Includes purchases from Government production facilities where procurement funds are charged.
DDX	Memorandum due-in transaction (procurement instrument source) (increase/decrease).	Notification from the LIM to the GIM of due-in(from procurement sources) involved in an LR.
DDZ	Due-in established	From procurement instrument source into depot inventory when a specific DIC is not known. (Assignor of this code will maintain intelligence on its use and, as required, will furnish this data.
DEE	Logistic transfer	Logistic transfer from losing to gaining item manager. Transfer of on hand balances from appropriation accounts other than stock fund of the loser.
DEF	Decapitalization	Decapitalization from losing to gaining item manager. Transfer of on hand balances from stock fund accounts of the loser.
DF_	Due-in—other than procurement instrument source	Used to report establishment or cancellation of due-ins (from other than procurement instrument source) between SCAs and ICPs. The third digit code in this series corresponds to the third digit code provided in the D6 series.
DFA	Due-in established (other than procurement instrument source)	For returns from own service/agency users into depot inventory. Excludes receipts of end items from repair activity.
DFB	Due-in established (other than procurement instrument source)	For returns from DOD agency users into depot inventory. Excludes receipts of end items from repair activity.
DFC	Due-in established (other than procurement instrument source)	For returns from non-DOD agency users into depot inventory. Excludes receipts of end items from repair activity.
DFD	Due-in established (other than procurement instrument source)	For returns from MAP/Grant Aid users into depot inventory.
DFE	Due-in established (other than procurement instrument source)	For returns from MAP/FMS users into depot inventory.
DFG	Due-in established (other than procurement instrument source)	For returns from destructive test and evaluation to depot inventory of unused materiel originally issued for performance of destructive testing or evaluation.
DFH	Due-in established (other than procurement instrument source)	For returns of Government furnished materiel to depot inventory because of nonuse in manufacture of an end item. Excludes return of end items from repair.
DFJ	Due-in established (other than procurement instrument source)	For returns from property disposal to depot inventory.
DFK	Due-in established (other than procurement instrument source)	For relocation of assets between installations controlled by the same item manager without change in management responsibility. Excludes receipts of repaired end items.
DFL	Due-in established (other than procurement instrument source)	For returns from assembly/disassembly/conversion/modification into depot inventory because of—return of assembled end items; return of components from disassembled end items; and return of converted or modified end items. Excludes return of repaired end items.
DFM	Due-in established (other than procurement instrument source)	For returns into depot inventory of repaired/tested items previously sent to a commercial/Government facility.
DFN	Due-in established (other than procurement instrument source)	For returns of materiel on loan into depot inventory from authorized recipient.
DFQ	Due-in established (other than procurement instrument source)	For removal of installed service designated principal item/weapon system returned to inventory.
DFR	Due-in established (other than procurement instrument source)	For exchange of service designated items into inventory when a like item is issued on an exchange basis.
DFS	Not assigned	Reserved for future DOD assignment.
DFT	Due-in established (other than procurement instrument source)	For receipt into depot inventory because of requisitioning from own service/agency.
DFU	Due-in established (other than procurement instrument source)	For receipt into depot inventory because of requisitioning from another DOD agency.
DFV	Due-in established (other than procurement instrument source)	For receipt into depot inventory because of requisitioning from a non-DOD agency.
DFX	Memorandum due-in transaction—other than procurement Instrument Source (increase/Decrease).	Notification from the LIM to the GIM of due-in(from other than procurement sources) involved in an LR.
DFZ	Due-in established (other than procurement instrument source)	For receipt into depot inventory when a specific DIC is not known. (Assignor of this code will maintain detailed intelligence on its use and, as required, will furnish this data.)
DG_	Back order transaction	Used to report establishment or cancellation/reversal of a back order between SCAs and ICPs. The third digit code in this series corresponds to the third digit code provided in the D7 series.
DGA	Back order established	For issue to own service/agency from depot inventory or by direct delivery from vendor. Excludes issues of end items to be repaired.
DGB	Back order established	For issue to another DOD agency from depot inventory or by direct delivery from vendor. Excludes issues of end items to be repaired.
DGC	Back order established	For issue to a non-DOD agency from depot inventory or by direct delivery from vendor. Excludes issues of end items to be repaired.

Table C-4
D-series Document Identifier Codes—Continued

Code	Document Title	Explanation
DGD	Back order established	For issue to MAP/Grant Aid from depot inventory or by direct delivery from vendor.
DGE	Back order established	For issue to MAP/ FMS from depot inventory or by direct delivery from vendor.
DGG	Back order established	For issue of materiel from depot inventory for performance of destructive testing or evaluation.
DGH	Back order established	For issue to activities as GFM from depot inventory or direct delivery from a vendor for use in manufacture of an end item. Excludes issues of end items for repair.
DGK	Back order established	For issue to other storage locations for relocation between installations controlled by the same item manager without change in item management responsibility. Excludes issues of end items to be repaired.
DGL	Back order established	For issue for assembly/disassembly/conversion/modification from depot inventory or by direct delivery from vendor. Includes issue of component for assembly; end item for disassembly; and end item for conversion and modification. Excludes issue of end items to be repaired.
DGM	Back order established	For issue to repair/testing from depot inventory to commercial/Government activity for repair/ testing and return of the same item.
DGN	Back order established	For issue for loan from depot inventory to authorized recipients.
DGQ	Back order established	For issue of designated items from inventory for installation on a principal item/weapon system.
DGR	Back order established	For issue of service/agency designated items from inventory when a life item is returned on an exchange basis.
DGZ	Back order established	For issue from depot inventory when a specific DIC is not otherwise provided. (Assignor of this code will maintain detailed intelligence on its use and, as required, will furnish this data.)
DHA	Demand transaction	Used to establish or cancel demand transactions.
DJA	Physical inventory request	Physical inventory request to a storage activity.
DJB	Physical inventory notification	From storage activity to inventory managers advising cutoff date of physical inventory action requested by another manager, owner, accountable property officer (APO) or APO-designated representative, or the storage activity when commingled assets belong to more than one owner.
DKA	Physical inventory count	Physical inventory count because of an inventory.
DLA	Logistic transfer/decapitalization follow-up	Logistic transfer/decapitalization follow-up, from gaining item manager to request asset data on items transferred to the gainer.
DLB	Reply to logistic transfer/decapitalization follow-up	Reply to gaining item manager because of a logistic transfer/decapitalization follow-up to advise of status of items.
DLC	Logistics reassignment delinquent due-4n follow-up	Logistics reassignment follow-up from the gaining item manager (GIM) to the losing item manager (LIM) to request status on items due in at the time of reassignment to the GIM.
DLD	Logistics reassignment delinquent due-win response	Reply from the LIM to a GIM logistics reassignment delinquent due-in follow-up to advise the status of items. Also, used by the LIM to provide the GIM revised due-in estimated delivery dates as changes occur.
DLE	Logistics reassignment due-in reconciliation request	Used from the GIM to the LIM to request reconciliation of dues in.
DLF	Logistics reassignment due-in reconciliation response	Reply from the LIM to a GIM logistics reassignment due-in reconciliation request to reconcile the LIM and GIM due-in records.
DLS	Logistics reassignment general management data	Management data provided to GIM by LIM for LR consumable items.
DLT	Logistics reassignment backorder and demand data	Management data provided to GIM by LIM for LR consumable items.
DLU	Logistics reassignment on-hand asset data	Management data provided to GIM by LIM for LR consumable items.
DLV	Logistics reassignment due-in asset data	Management data provided to GIM by LIM for LR consumable items.
DLW	Logistics reassignment contract history data	Management data provided to GIM by LIM for LR consumable items.
DLX	Logistics reassignment technical and quality data	Management data provided to GIM by LIM for LR consumable items.
DMA	Recurring U.S. other war materiel requirements data	Used by the DOD Services to submit recurring U.S. Other War Materiel Requirements (OWMR) data to the Integrated Materiel Manager (IMM). Used by the Losing Item Manager (LIM) to advise the Gaining Item Manager (GIM) of recurring U.S. OWMR data involved in a Logistic Reassignment (LR).
DMB	Nonrecurring U.S. other war materiel requirements data	Used by the DOD Services to submit nonrecurring U.S. OWMR data to the IMM. Used by the LIM to advise the GIM of nonrecurring U.S. OWMR data involved in an LR.
DMC	Nonrecurring allies other war materiel requirements data	Used by the DOD Services to submit nonrecurring Allies OWMR data to the IMM. Used by the LIM to advise the GIM of nonrecurring Allies OWMR data involved in an LR.
DMD	War materiel requirements forecasted return data	Used by the DOD Services to submit forecasted reparable item return data to the IMM. Used by the LIM to advise the GIM of forecasted reparable item return data.
DME	War materiel requirements visibility data	Used by the DOD Services to submit Pre-positioned War Reserve Materiel Requirements (PWRMR) and Prepositioned War Reserve Materiel Requirements, Protectable (PWRMRP) visibility data to the IMM. Used by the LIM to advise the GIM of PWRMR and PWRMRP involved in an LR.
DSA	Small arms multi-field corrections	Used for correcting erroneous or invalid NSN, DODAAC/UIC, or WSN on the Component Registry. See AR 710-3.
DSB	Small arms mass stock number change	Used to update the Component Registry for all weapon serial numbers and stock numbers with one transaction. See AR 710-3.

Table C-4
D-series Document Identifier Codes—Continued

Code	Document Title	Explanation
DSC	Small arms correction	Used for correcting rejected transaction or missing reconciliation transaction on the Component Registry. See AR 710-3.
DSD	Small arms receipt/issue follow-up	Used for follow-up procedures by the component registries to confirm serial number of weapon(s) shipped for which no receipt was confirmed, or weapon(s) received but no record of serial number shipped. See AR 710-3.
DSF	Small arms reconciliation/reject follow-up	Used to notify a unit/activity that rejected transaction or reconciliation transaction has not been received. See AR 710-3.
DSM	Weapon serial number (WSN) control transaction	Used for registration and reporting of small arms transactions and between DOD Component Registry and the DOD Central Registry. See AR 710-3.
DSR	Small arms reconciliation/reject	Used for annual reconciliation between all units/activities having possession or accountability of small arms and the Component Registry. Used to reject invalid/incomplete transactions. See AR 710-3.
DTA	Asset support request	Used by an authorized activity to request Logistics Asset Support Estimates from IMM.
DTB	Asset support reply (ASR) (asset data)	Reply to asset support request/follow-up, from IMMs to appropriate Service/Agency activity.
DTC	Asset support reply (back order data)	Reply to asset support request/follow-up, from IMMs to appropriate Service/Agency activity.
DTD	Asset support request follow-up	Used by originator of ASR to follow up requests previously submitted to the IMM for logistics asset support estimates.
DU_	Pre-positioned materiel receipt (procurement instrument source).	Used by ICPs/SCAs to provide storage activities with advance notice of scheduled materiel receipts from a procurement instrument source. The third digit code in this series corresponds to the third digit code provided in the D4 series.
DUM	Pre-positioned materiel receipt (procurement instrument source)	From procurement instrument source to depot inventory because of return of repaired/tested end items previously sent to a commercial/Government facility.
DUS	Pre-positioned materiel receipt (procurement instrument source)	From procurement instrument source to depot inventory because of purchase from commercial concerns.
DUU	Pre-positioned materiel receipt (procurement instrument source)	From procurement instrument source to depot inventory because of purchase from another DOD agency.
DUV	Pre-positioned materiel receipt (procurement instrument source)	From procurement instrument source to depot inventory because of purchase from a non-DOD agency.
DUX	Pre-positioned materiel receipt (procurement instrument source)	Procurement instrument source. From losing to gaining item manager as notice of receipt of an item decapitalized. Indicates to gaining item manager— (a) Financial records of loser have been updated; and (b) Materiel is to be taken up in inventory control records of gainer.
DUZ	Pre-positioned materiel receipt (procurement instrument source)	From procurement instrument source to depot inventory when a specific DIC is not known. (Assignor of this code will maintain intelligence on its use and, as required, will furnish this data.)
DW_	Pre-positioned materiel receipt (other than procurement instrument source)	Used by ICPs/SCAs to provide storage activities with advance notification of scheduled materiel receipts from other than procurement instrument sources. The third digit code in this series corresponds to the third digit code provided in the D6 series.
DWA	Pre-positioned materiel receipt (other than procurement instrument source)	Returns from own service/agency users into depot inventory. Excludes receipts of end items from repair activity.
DWB	Pre-positioned materiel receipt (other than procurement instrument source)	Returns from DOD agency users into depot inventory. Excludes receipt of end items from repair activity.
DWC	Pre-positioned materiel receipt (other than procurement instrument source)	Returns from non-DOD agency users into depot inventory. Excludes receipt of end items from repair activity.
DWD	Pre-positioned materiel receipt (other than procurement instrument source)	Returns from MAP/Grant Aid users into depot inventory.
DWE	Pre-positioned materiel receipt (other than procurement instrument source)	Returns from MAP/FMS users into depot inventory.
DWG	Pre-positioned materiel receipt (other than procurement instrument source)	Returns from destructive test and evaluation to depot inventory of unused materiel originally issued for performance of destructive testing or evaluation.
DWH	Pre-positioned materiel receipt (other than procurement instrument source)	Returns of GFM to depot inventory because of nonuse in manufacture of an and item. Excludes return of end items from repair.
DWJ	Pre-positioned materiel receipt (other than procurement instrument source)	Returns from property disposal to depot inventory.
DWK	Pre-positioned materiel receipt (other than procurement instrument source)	Relocation of assets between installations controlled by the same item manager without change in item management responsibility. Excludes receipt of repaired end items.
DWL	Pre-positioned materiel receipt (other than procurement instrument source)	Returns from assembly/disassembly/conversion/modification into depot inventory because of—return of assembled end items; return of components from disassembled end items; and return of converted or modified end items. Excludes return of repaired end items.
DWM	Pre-positioned materiel receipt (other than procurement instrument source)	Returns into depot inventory of repaired/tested items previously sent to a commercial/Government facility.

Table C-4
D-series Document Identifier Codes—Continued

Code	Document Title	Explanation
DWN	Pre-positioned materiel receipt (other than procurement instrument source)	Returns of materiel on loan into depot inventory from authorized equipment recipient.
DWQ	Pre-positioned materiel receipt (other than procurement instrument source)	Removal of installed service designated principal item/weapon system returned to inventory.
DWR	Pre-positioned materiel receipt (other than procurement instrument source)	Exchanges of service-designated items into inventory when a like item is issued on an exchange basis.
DWS	Not assigned.	Reserved for future DOD assignment.
DWT	Pre-positioned materiel receipt (other than procurement instrument source)	Into depot inventory because of requisitioning from own service/agency.
DWU	Pre-positioned materiel receipt (other than procurement instrument source)	Into depot inventory because of requisitioning from another DOD agency.
DWV	Pre-positioned materiel receipt (other than procurement instrument source)	Into depot inventory because of requisitioning from a non-DOD agency.
DWZ	Pre-positioned materiel receipt (other than procurement instrument source)	Into depot inventory when a specific DIC is not known. (Assignor of this code will maintain detailed intelligence on its use and, as required, will furnish this data.)
DXA	Materiel receipt follow-up (procurement instrument source)	From ICP/SCA to storage activity for materiel receipt follow-up (procurement instrument source).
DXB	Materiel receipt follow-up (other than procurement instrument source)	From ICP/SCA to storage activity for materiel receipt follow-up, (other than procurement instrument source).
DXC	Reply to materiel receipt follow-up (procurement instrument source)	Reply to materiel receipt follow-up, from storage act ^o to SCA/ICP to advise of nonreceipt of materiel from procurement instrument source.
DXD	Reply to materiel receipt follow-up (other than procurement instrument source)	Reply to materiel receipt follow-up from storage activity to ICP/SCA advising of nonreceipt of materiel from other than procurement instrument source.
DYA	Special program requirement request (See AR 710-1 for format.)	Request from forecasting activity to ICP to advise of expected future requirements. Excludes requests submitted for Cooperative Logistics Supply Support Arrangement (CLSSA) requirements.
DYB	Special program requirement request (exception data)(See AR 710-1 for format.)	Request with exception data from forecasting activity to ICP to advise of expected future requirements. Excludes requests submitted for CLSSA requirements.
DYC	Special program requirement cancellation (See AR 710-1 for format.)	Forecasting activity cancellation notice to ICP to request cancellation of a previously submitted request.
DYD	Special program requirement modifier (See AR 710-1 for format.)	Forecasting activity modification request to ICP to request change of certain data in a previously submitted request.
DYG	Special program requirement substitute item acceptance (See AR 710-1 for format.)	Acceptance of ICP offered substitute item from forecasting activity.
DYH	Special program requirement substitute item rejection(See AR 710-1 for format.)	Rejection of a substitute item by forecasting activity to ICP.
DYJ	Special program requirement follow-up (See AR 710-1 for format.)	Forecasting activity follow-up to ICP to request response to a previously submitted request
DYK	Special program requirement status (See AR 710-1 for format.)	ICP status to forecasting activity in response to a request, follow-up, modifier, cancellation, or substitute item rejection.
DYL	Special program requirement request (Cooperative Logistics Supply Support Arrangement (CLSSA)) (See AR 710-1 for format.)	Forecasting activity request to ICP to advise of expected future CLSSA requirements.
DYM	Special Program requirement request (exception data for CLSSA (See AR 710-1 for format)	Forecasting activity request to ICP with exception data to advise of expected future CLSSA requirements.
DZ9	Status notification	Used by DAAS to inform the submitter that a MILSTRAP document was rerouted or FSC changed as indicated by the status code in rp 79-80.
DZA	Asset status	Asset status information within the distribution system.
DZB	Storage item data correction/change	From ICP/SCA to storage activity to change elements of data on a national stock number.
DZC	Logistical reassignment storage information	From LIM to LIM storage activity to request transfer of quantities between ownership accounts on the SA records because of an LR.
DZD	Logistical reassignment storage information reply	From LIM storage activity to LIM to advise of quantity transferred to the GIM because of an LR.
DZE	Asset status/transaction reporting request	From ICP to Military Service designated central points to request reporting from bases, posts, camps, and stations.
DZF	Asset status reporting	Asset status reporting from bases, posts, camps, and stations to ICP.
DZG	MILSTRAP transaction reject	Used between ICPs, SCAs, and storage activities to reject a transaction that could not be processed due to erroneous or missing data. Includes LR transactions, for which no valid due-ins exist, received more than 1 year after the effective transfer date.

Table C-4
D-series Document Identifier Codes—Continued

Code	Document Title	Explanation
DZH	Location reconciliation request	From storage activity to the owning/managing ICP to reconcile custodial records and accountable records.
DZJ	Transaction history/custodial balance request	Transaction history/custodial balance request from ICP to storage activity.
DZK	Transaction history transmittal	Transaction history transmittal from a storage activity in support of a depot scheduled physical inventory or in response to an ICP request for history.

Table C-5
FT-series Document Identifier Codes

Code	Document Title	Explanation
FT6	ICP/IMM follow-up (MRP)	ICP/IMM follow-up for materiel authorized to be returned.
FTA	Automatic return notification (MRP)	Customer notification to a supply source of an automatic return.
FTB	Reply to follow-up for credit status (MRP)	ICP status to customer in response to FTP follow-up(MILSBILLS).
FTC	Cancellation of customer excess report (MRP)	Customer cancellation of previously submitted excess report.
FTD	Disposition instructions delay status (MRP)	ICP status to customer advising of delay response to excess report.
FTE	Customer excess report (MRP)	Customer report of available excess.
FTF	Follow-up for ICP/IMM reply to customer excess report(MRP)	Customer follow-up to ICP/IMM.
FTG	Customer excess report (part-numbered items)(MRP)	Customer report of available excesses for part-numbered items.
FTL	Supply status (MRP)	Customer status to ICP/IMM indicating estimated date of shipment. (in response to DIC FT6.)
FTM	Shipment status (MRP)	Customer status to ICP/IMM indicating release of shipment to carrier.
FTP	Follow-up for credit (MRP)	Customer follow-up due to nonreceipt of credit from an ICP (MILSBILLS).
FTQ	DAAS customer excess report information status (MRP)	DAAS status to customer indicating actions on excess report.
FTR	Reply to customer excess report (MRP)	ICP/IMM reply to customer excess report.
FTT	Follow-up for ICP/IMM materiel receipt status (MRP)	Customer follow-up due to nonreceipt of ICP/IMM receipt acknowledgement.
FTZ	ICP/IMM materiel receipt status (MRP)	ICP/IMM advice to customer of receipt of creditable materiel.

Table C-9
X-series Document Identifier Codes

Code	Document title	Explanation	Application area
XAA-XAL	To be defined	To be defined.	Standard Army Intermediate Level supply system-(SAILS-ABX)
XAM	GMLR Transaction Transaction	To update the SAAS-1 Guided Missile and Large Rocket Master File.	Standard Army Ammunition System (SAAS)
XAN	Captured Weapons Serial Number	To maintain an automated file on serial numbers of weapons captured from insurgents by foreign governments.	DOD Weapons Registry Serialization Program
XAO	To be defined	To be defined.	SAAS-1
XAP	Ammunition Serviceability Transaction XAP	To update the SAAS-1 Serviceability Data File	SAAS-1
XAQ	Component Lot Number Transaction	Supplements data on the Ammunition Serviceability Transaction XAP with component lot numbers for functional lots of small arms ammunition	SAAS-1
XAR	GMLR Reconciliation Transaction	To reconcile organizational records on the SAAS-1 Guided Missile and Large Rocket Master File.	SAAS-1
XAS	Asset Status Transaction	To report ammunition receipts, issues, and adjustments to SAAS-1 to update the Availability Balance File.	SAAS-1
XAT	Asset Status Remarks Transaction	To supplement Asset Status Transactions (DIC XAS)with standard or nonstandard remarks as required by AR 700-22.	SAAS-1
XAU-XAY	To be defined	To be defined.	SAAS-1
XAZ	Asset Balance Transaction	To provide end of month asset balance to SAAS-1 subordinate activities.	SAAS-1
XA0-XA9	To be defined	To be defined.	SAILS-ABX

Table C-9
X-series Document Identifier Codes—Continued

Code	Document title	Explanation	Application area
XBA	Account Code Change Transaction	To transfer assets from one SAAS-3 storage point account code to another of the same storage point.	SAAS-3
XBB	To be defined	To be defined.	SAAS-3
XBC	Condition Code Change Transaction	To transfer assets from one condition code to another within the SAAS-3 Department of Defense Identification Code(DODIC) Summary File.	SAAS-3
XBD	To be defined	To be defined.	SAAS-3
XBE	SAAS Materiel Release Transaction	To direct release shipment of ammunition from one storage point to another.	SAAS-3
XBF	SAAS Materiel Release Denial Transaction	To report warehouse denial to SAAS-3 by a storage point.	SAAS-3
XBG	SAAS Materiel Release Cancellation Transaction.	To cancel a materiel release order previously issued by SAAS-3.	SAAS-3
XBH	Issue Adjustment Transaction	To report all increases or decreases in on hand assets by Storage point at SAAS-3.	SAAS-3
XBI	To be defined	To be defined.	SAAS-3
XBJ	Balance Location (BALOC) Update Transaction(Condition Code Change).	To change the condition of an item on the BALOC file.	SAAS-3
XBK	BALOC Update Transaction (Warehouse Number Change).	To change a warehouse number on the BALOC file.	SAAS-3
XBL	Locator Record Data Inquiry	Inquiry for Storage Location Data by a DS4 activity to a SAILS activity.	SAILS-ABX
XBL	BALOC Update Transaction (NIN Change)	To change the National Item Identification Number on the BALOC file.	SAAS-3
XBM	GMLR Update Transaction	To update the SAAS-3 Guided Missile and Large Rocket Master File.	SAAS-3
XBN	GMLR Reconciliation Transaction	To reconcile organizational records with records on the SAAS-3 Guided Missile and Large Rocket Master File.	SAAS-3
XBO	To be defined	To be defined.	SAAS-3
XBP	Surveillance Data Transaction	To update the serviceability information on the SAAS-3 Lot Number Data File.	SAAS-3
XBQ	Component Lot Data Transaction	To add component lot number information to the SAAS-3 Lot Number Data File	SAAS-3
XBR	To be defined	To be defined.	SAAS-3
XBS	BALOC Update Transaction (Inventory Date).	To post the date of the last DOCIC inventory to the BALOC file.	SAAS-3
XBT	Ammunition Transaction	To provide increase or decrease of assets due to shipping.	SAAS-3
XBU	Supplementary Lot Data Transaction	To add supplementary information on the SAAS-3 Lot Number Data File.	SAAS-3
XBV	BALOC Update Transaction (Receipt, Issues, Adjustment).	To post receipts, issues, and adjustments to the BALOC file.	SAAS-3
XBW	BALOC Update Transaction (Lot Number Change).	To change lot number on the BALOC file	SAAS-3
XBX	Inventory Count Transaction	To reconcile inventory count with SAAS-3 BALOC records.	SAAS-3
XBY	Location Survey Transaction	To reconcile location survey with SAAS-3 BALOC records.	SAAS-3
XBZ	Ammunition Receipt Transaction	To provide intransit and receipt information	SAAS-3
XB1	TAEDP Data	From DESCOM to an MRC for transmitting data extracted from the Total Army Equipment Distribution Plan (TAEDP).	CCSS
XB2-XB9	To be defined	To be defined.	SAAS-3
XCA	Actual Resource Input-add	Used by the Integrated Facilities Systems (IFS) user to add civilian labor hours and costs	Integrated Facilities System-Facilities Engineering Management System (IFS-FEMS)
XCB	Actual Resource Input-reduce	Used by the IFS user to reduce civilian labor hours and cost.	IFS-FEMS
XCC	Contractual Data	Prepared by the FE to input the dates of pertinent events during the contract.	IFS-FEMS
XCD	Percent Spread for Utilities Cost	To be defined	IFS-FEMS
XCE	Percent Spread for Utilities Cost	To be defined	IFS-FEMS
XCF	Fuel/Sales Input-add	Used by IFS user to add full consumption cost factor into system master files.	IFS-FEMS
XCG	Fuel/Sales Input-reduce	Used by IFS to reduce full consumption cost factor into system master files.	IFS-FEMS
XCH-XCT	To be defined	To be defined.	IFS-FEMS
XCU	Shop Effective Rate Control Transaction	To be defined	IFS-FEMS
XCV	Mass Pay Adjustment	To be defined	IFS-FEMS
XCW	Report Control Record	Used to suppress any report in the weekly or monthly cycle.	IFS-FEMS
XCX	Sort Option Control Transaction	To be defined	IFS-FEMS
XCX	Facilities Engineering Contract Deficiencies	Used to record contractor deficiencies on FE contracts.	IFS-FEMS
XCX	Facilities Engineering Contract Modifications	Used to record modifications on FE contracts	IFS-FEMS

Table C-9
X-series Document Identifier Codes—Continued

Code	Document title	Explanation	Application area
XC0–XC9	To be defined	To be defined.	SAILS–ABX
XDA–XD9	To be defined	To be defined.	SAILS–ABX
XEA	Catalog Data Response Manufacturer's Part Number(MPN).	Provide current catalog information on a manufacturer's part numbered item in response to an inquiry from a DS4 activity using an XE2 inquiry.	SAILS–ABX
XEB–XEZ	To be defined	To be defined.	SAILS–ABX
XE1	Catalog Data Inquiry National Stock Number/Manufacturer's Part Number/Management Control Number (NSN/MPN/MCN).	Request by a DS4 activity for Catalog Management Data to be provided by tape for a part numbered item by a DS4 activity to a SAILS activity.	SAILS–ABX
XE2	Catalog Data Inquiry (MPN)	Request for a manufacturer's part-numbered item for Catalog Management Data to be provided.	SAILS–ABX
XE3	Add/change/delete selected item.	Request by a SAILS–A(–) manager to establish, change, or delete a selected (SIC) item in the asset balance file for management by the theater/command(SAILS–A(–)) level of management.	SAILS–ABX
XE4	ABF Inquiry	Request by a SAILS–A(–) manager to select and list specific ABF data shown in the storage site and the storage site condition, ownership/purpose, total due-in/due-out(SCOP) segments.	SAILS–ABX
XE5	Storage Site Update	Request by a SAILS–A(–) manager to transmit ABF storage site segment data of a SIC item from SCA to SAILS–A(–) when an item is selected for management(based on DIC ZE1) or when a change occurs in the basic cycle that affects the ABF data and is used to update/overlay SAILS–A(–) ABF data.	SAILS–ABX
XE6	Asset Status Update	Request by a SAILS–A(–) manager to transmit ABF SCOP segment asset status data to SAILS–A(–) when an item (SIC item) is selected for management (based on DIC ZE1) or when a change occurs in the basic cycle that affects the ABF data and is used to update/overlay SAILS–A(–) ABF data.	SAILS–ABX
XE7	SCOP Management Information Update	Request by a SAILS–A(–) manager to transmit ABF SCOP management information to SAILS–A(–)when an Item (SIC item) is selected for management (based on DIC ZE1) or when a change occurs in the basic cycle that affects the ABF data and is used to update/overlay SAILS–A(–) ABF data	SAILS–ABX
XE8–XE9	To be defined	To be defined.	SAILS–ABX
XFA	Facilities Engineering Work Request	Prepared by Facilities Engineer (FE) to establish basic record into system	IFS–FEMS
XFB	Facilities Engineering Work Request–Continuation	Prepared by FE to establish basic record into system	IFS–FEMS
XFC	Facilities Engineering Work Request–approval/disapproval action	Prepared by FE to establish basic record into system	IFS–FEMS
XFD	Facilities Engineering Work Order–Transaction Dates	Prepared by FE to establish basic record into system	IFS–FEMS
XFE	Facilities Engineering Work Order Estimate by Phase	Prepared by FE to establish basic record into system	IFS–FEMS
XFF	Facilities Engineering Work Order (and Work Order/Contract Continuation by Phase)	Prepared by FE to establish record into system	IFS–FEMS
XFG	Engineer Design Estimate–Data	Prepared by FE to establish basic record into system	IFS–FEMS
XFH	To be defined	To be defined	IFS–FEMS
XFI	To be defined	To be defined	IFS–FEMS
XFJ	Engineer Design Estimate–Transaction Dates	Prepared by FE to establish basic record into system	IFS–FEMS
XFK	Facilities Engineering Contract Data	Prepared by FE to input the functional group code when the contract involves utility operations or engineering type activities and to spread these costs to the family housing AMS accounts.	IFS–FEMS
XFL	Facilities Engineering Contract Data	Prepared by FE to add the contract cost estimates and actual contract costs by phase.	IFS–FEMS
XFM	Facilities Engineering Contract Data	Prepared by FE to reduce actual contract costs by phase.	IFS–FEMS
XFN	Service Order	Prepared by FE to establish basic record into system	IFS–FEMS
XFO	To be defined	To be defined	IFS–FEMS
XFP	Service Order Continuation	Continuation of XFN transaction	IFS–FEMS
XFQ	Labor and Equipment Utilization Transaction	Prepared by FE to add the time and cost of all FE personnel and use and rental/depreciation costs of FE equipment.	IFS–FEMS
XFR	Labor and Equipment Utilization Transaction	Prepared by FE to reduce the time and cost of FE personnel, and FE equipment use and rental/depreciation costs.	IFS–FEMS
XFS	To be defined	To be defined	IFS–FEMS
XFT	To be defined	To be defined	IFS–FEMS

Table C-9
X-series Document Identifier Codes—Continued

Code	Document title	Explanation	Application area
XFU	Labor Update	Prepared by FE to establish records with which to compute job and shop cost information.	IFS-FEMS
XFV	Shop File Update	Prepared by FE to establish and maintain a record for each individual FE shop on a specific installation.	IFS-FEMS
XFW	Equipment Update	Prepared by FE to establish and maintain records for assigned pieces of equipment.	IFS-FEMS
AFX	Labor Header Update	Prepared by FE to establish a file of relatively constant labor rates used in civilian labor cost calculations.	IFS-FEMS
XFY	Job Master File Update	Prepared by FE to establish an internal processing file to maintain and accumulate all data related to FE jobs by document number.	IFS-FEMS
XFZ	Task Description/Standard Hours	Prepared by FE to provide an automatic generation of a job description for service orders and facilitate the computation of standard hours to be measured against actual worked hours.	IFS-FEMS
XF0	Work Order/Contract Continuation by Phase	Prepared by FE to establish basic record into system	IFS-FEMS (non-SAILS Plus Action)
XF1	Issues/Turn-Ins	Prepared by FE to record the issuance of materials against a specific work order or job.	IFS-FEMS
XF2	Issues/Turn-ins	Prepared by FE to record the issuance of materials against a specific work order or job.	IFS-FEMS
XF3	Supply Issues	Prepared by FE to record the issuance of materials against a specific work order or job.	IFS-FEMS
XF4	Supply Turn-ins	Prepared by FE to record the issuance of materials against a specific work order or job.	IFS-FEMS
XF5	Customer Request, Receipt and Issue	To be defined	IFS-FEMS (SAILS plus Interface ZHL)
XF6	Requisition with National Stock Number	To be defined	IFS-FEMS (SAILS plus Interface AOA)
XF7	Requisition with Manufacturer's Part Number	To be defined	IFS-FEMS (SAILS plus interface AOB)
XF8	Requisition—Other than NSN or PN	To be defined	IFS-FEMS (SAILS plus interface AOD)
XF9	Requisition—Exception Data	To be defined	IFS-FEMS (SAILS plus Interface AOE)
XGA	Installation Header and Training Suitability—Part A	Used to report general information that apply to the installation	Integrated Facilities System—Assets Accounting(IFS-AA)
XGB	Installation Header Training Suitability—Part A	Continuation of XGA	IFS-AA
XGC	Installation Header Training Suitability—Part A	Continuation of XGB	IFS-AA
XGD	Installation Header and Training Suitability Data Transaction—Part B	Used to report general information that apply to the installation	IFS-AA
XGE	Installation Header and Training Suitability Data Transaction—Part B	Continuation of XGD	IFS-AA
XGF-XGU	To be defined	To be defined	IFS-AA
XGV	Waiting List Establish Transaction	Establishes records on Waiting List Master File(WLMF)	HIMS
XGW	Temporary Address Transaction	Provides temporary address information for WLMF	HIMS
XGY	Retrieval by Area Designation Code	Retrieves the Area Designation Report	HIMS
XGZ	Alphabetic Waiting List Master File	Retrieves an alphabetic listing (by occupant's last name) of the WLMF	HIMS
XG0	Facility Number Change Transactions	To be defined	IFS-AA
XG1	Housing Information Occupancy File (HIOF) Date Transaction	Provides "as-of" date for HIMS update cycle	HIMS
XG2	DD 1410 Date Transaction	Provides "as-of" date for DD 1410 report	HIMS
XG3	DD 1411 Date Transaction	Provides "as-of" date for DD 1411 report	HIMS
XG4	DA 2576 Date Transaction	Provides "as-of" date for DA 2576 report	HIMS
XG5	Station Table	Builds installation table for HIMS	HIMS
XG6	Quarters Update Transaction	Provides inventory of information on family housing quarters	HIMS
XG7	Occupant Update Transaction	Provides information on occupancy of family housing quarters.	HIMS
XG8	HIOF Data Retrieval	Provides parameters for retrieval of reports	HIMS
XG9	To be defined	To be defined	IFS-AA
XHA	Equipment List Input Transaction	Used to establish a listing of M&S equipment requirements determined by the FE.	Integrated Facilities System—Real Property Maintenance Activities (IFS-RPMA)
XHB	Change in Funding—Record 1	Used by the FE to add/change funding data for each functional group user on the Functional Group Master (FGM) file.	IFS-RPMA
XHC	Change in Funding—Record 2	Used by the FE to add/change funding data for each functional group user on the FGM file.	IFS-RPMA

Table C-9
X-series Document Identifier Codes—Continued

Code	Document title	Explanation	Application area
XHD	Economic Indicator Adjustment	Used by FE to increase/decrease estimated deficiency dollars in the inspection file to account for an actual inflation/deflation in the economy during the past calendar year.	IFS-RPMA
XHE	Inspection Schedule Control	Used by FE to make permanent changes to inspection requirements in Integrated Facilities system files.	IFS-RPMA
XHF	Inspection Results	Used by the planner/estimator (inspector) to enter data into the Inspection File pertinent to the condition of installation's facilities.	IFS-RPMA
XHG	One-time Inspection Requirements	Used by FE to include a one-time inspection of the Inspections Requirement Report without causing a permanent update to the inspection scheduling.	IFS-RPMA
XHH-XH1	To be defined	To be defined	IFS-RPMA
XHJ	Work Project	Used by the FE to assemble deficiency repair requirements into meaningful groupings of work in the work projects file for planning purposes.	IFS-RPMA
XHK	Functional Group Master	Used by the FE to delete a carrier record from the FGM file.	IFS-RPMA
XHL	Function Group Master Projected Services	Used by the FE to add/change projected services data to FGM file.	IFS-RPMA
XHM	Functional Group Master Sales J&M	Used by the FE to add/change sales data to FGM file.	IFS-RPMA
XHN	Functional Group Master Outyear Projections	Used by the FE to add/change outyear projections in the FGM file.	IFS-RPMA
XHO	To be defined.	To be defined.	IFS-RPMA
XHP	Functional Group Master PY Percent	Used by the FE to add/change program year percentage data to the FGM file.	IFS-RPMA
XHQ	FEEMS Operating Hour Log	Used by the FE to record the actual hours of operation of maintained systems or equipment.	Facilities Engineering Equipment Maintenance System(FEEMS)
XHR	FEEMS History Selection	Used to obtain the desired historical maintenance record of a maintained system or maintained equipment.	FEEMS
XHS	FEEMS History Update	Used to record changes or additional information for specific maintained systems or maintained equipment records in the FEEMS File.	FEEMS
XHT	FEEMS Correction/ Repair Record—Initial Submission	Optional input used to record in the FEEMS History File, the correction/repair maintenance activity's data from IFS workorders which were not scheduled in FEEMS (credit cost).	FEEMS
XHU	FEEMS Correction/ Repair Record—Reduction Submission	Optional input used to record in the FEEMS History File, the correction/ repair maintenance activity's data from IFS workorders which were not scheduled in FEEMS (credit cost).	FEEMS
XHV	FEEMS Serial Number Range	Used to establish a new serial number range at the beginning of the fiscal year.	FEEMS
XHW	FEEMS System Type Table	Used to validate the systems type codes in FEEMS.	FEEMS
XHX	FEEMS Equipment Type Table	Used to validate the equipment type codes in the select equipment identification number.	FEEMS
XHY	FEEMS Task Accomplished Turnaround Record	Used to record the specific tasks which have been completed in each work order phase.	FEEMS
XHZ-XH0	To be defined	To be defined	FEEMS
XH1	FEEMS Equip List Master	Used to establish the system and equipment records in the Select Equipment List (SEL) Inventory File.	FEEMS
XH2	FEEMS Equip List—Additional Data.	Used to record the transaction code data for corresponding records on the SEL Master Record Files.	FEEMS
XH3	FEEMS Equip List—Additional Data.	Used to record installation and acquisition data for corresponding records on the SEL Master Records Files.	FEEMS
XH4	FEEMS Equip List—Additional Data.	Used to record the transaction code for corresponding records on the SEL Master Records File.	FEEMS
XH5	FEEMS Maintenance Rqr	Used to establish the maintenance requirement procedures for each maintained system and equipment in the FEEMS SEL.	FEEMS
XH6	FEEMS Maintenance Rqr Continuation (optional data).	Used to establish the maintenance requirement procedures for each maintained system and equipment in the FEEMS SEL.	FEEMS
XH7-XH8	To be defined	To be defined.	FEEMS
XH9	Installation Projection Input	To be defined	FEEMS
XJA	User Requester ID Installation Number Table Record Update.	Used by the FE to update the requester ID/installation number table in the installation unique file.	IFS-FEMS
XJB	Functional Group Record	Prepared by the FE to establish a table of valid codes which relate to detail level J and M codes in AR 37-1 00-XX	IFS-FEMS
XJC	Installation Priority Record	Prepared by the FE to establish service order priority days for completion which are used to calculate days backlogged on service orders.	IFS-FEMS
XJD	Military Pay Record	Prepared by the FE to establish the hourly pay scale for military personnel.	IFS-FEMS

Table C-9
X-series Document Identifier Codes—Continued

Code	Document title	Explanation	Application area
XJE	GS/WB Benefit Percent Record	Prepared by the FE to establish percentages for civilian personnel benefits, including items such as insurance, retirement, and FICA, which are applied to the cost of jobs.	IFS-FEMS
XJF	Prestige Quarters Record	Prepared by the FE to establish a file of those facilities for which detailed cost accounting is required.	IFS-FEMS
XJG	Family Housing AMS/APC Record	Prepared by the FE to establish account processing codes (APCs) to be used in the financial system interface.	IFS-FEMS
XJH	Error Message Record	Prepared by the FE to establish a message to be printed for each error code.	IFS-FEMS
XJI	To be defined	To be defined.	IFS-FEMS
XJJ	Family Housing Record	Prepared by the FE to establish percentages of work by functional group to be prorated to the different family housing categories.	IFS-FEMS
XJK	To be defined	To be defined.	IFS-FEMS
XJL	Utilities Operation Record	Prepared by the FE to establish percentages of work by functional group to be cost prorated to different reimbursable FE customers.	IFS-FEMS
XJM	Family Housing AMS Logic Table	Prepared by the FE to provide for the automatic posting of job costs to family housing and general officers prestige quarters cost reports.	IFS-FEMS
XJN	STANFINX Interface APC Record	Prepared by FE to establish a cross-reference table relating IFS detail level functional group codes to the AR 37-1 00-XX detail level AMS codes and applicable engineer direct APCs.	IFS-FEMS
XJO	To be defined	To be defined.	IFS-FEMS
XJP	Facility Mean-Time Between Inspection Table.	Prepared by the FE to establish the criteria for automatic scheduling of facility inspections.	IFS-FEMS
XJQ	To be defined	To be defined.	IFS-FEMS
XJR	Facility Condition Percent Table	Prepared by the FE to establish the criteria for the automatic calculations of a significant management indicator.	IFS-FEMS
XJS	Component Condition Mean-Time Between Inspection Table.	Prepared by the FE to standardize inspection scheduling of component condition inspections.	IFS-FEMS
XJT	Preventive Maintenance Mean-Time Between Inspection Table.	Prepared by the FE to establish the criteria by which the preventive maintenance inspection schedule is prepared.	IFS-FEMS
XJU	Functional Group Hierarchy Table	Used to validate the FGM file and to eliminate the need to manually input a large volume of data.	IFS-RPMA
XJV-XJX	To be defined	To be defined.	IFS-RPMA
XJY	Local Recurring Maintenance Factor.	Prepared by the FE to provide the criteria for the automatic calculation of the budget and target year recurring maintenance dollar requirements.	IFS-RPMA
XJZ	Base Data & Analysis Table	Used by the FE to update authorized and actual TOE work force authorizations and actual manning of the FE organization.	IFS-RPMA
XJO-XJ1	To be defined	To be defined.	IFS-RPMA
XJ2	Facility Condition Logic Table	Prepared by the FE to standardize the component makeup of functional groups and facilities within functional groups. Also establishes the facility condition code on building facilities.	IFS-RPMA
XJ3	Installation Table	Prepared by the FE to provide a source for retrieval of several installation level data elements required by assets and RPMA programming.	IFS-RPMA
XJ4	STANFINX Interface EOE Table	Prepared by the FE to establish a table which enables IFS to select the appropriate element of expense (EOE) for input to STANFINS for labor and equipment transactions.	IFS-RPMA
XJ5-XJ9	To be defined	To be defined.	AFS-RPMA
XKA-XK9	To be defined	To be defined.	Integrated Facilities System (IFS)
XLA	Work Order History Record	Used to pass work order history data to MRSA.	Maintenance Reporting and Management Subsystem (MRM)
XLB	Parts History Record	Used to pass parts history data to MRSA	MRM
XLC-XL9	To be defined	To be defined.	MRM
XMA	To be defined	To be defined.	Standard Army Main-System (SAMS)
XMB	Sample Data Collection	Used to transfer SDC data not available on work orders to requesting agency.	SAMS
XMC	Controlled Medical Items Shipments Inquiry Transaction.	To provide visibility of confirmed outgoing shipments of controlled medical items.	SAILS ABX
XMD	Medical Expiring Item Inquiry Transaction	To identify medical items with specified expiration dates.	SAILS ABX
XME	Equipment Recall New Item	Used to transfer registration data for items requiring recall from MOM to MPOM levels.	SAMS
XMF-XMI	To be defined	To be defined.	SAMS

Table C-9
X-series Document Identifier Codes—Continued

Code	Document title	Explanation	Application area
XMJ	Inoperative Equipment Registration and Parts Data(Registration).	Used to transfer organizational level registration data for Inop-Equip from MOM to MPOM levels.	SAMS
XMK	Inoperative Equipment Registration and Parts Data(Parts).	Used to transfer Organ-level parts data for Inop-Equipment from MOM to MPOM Levels.	SAMS
XML	To be defined	To be defined.	SAMS
XMM	Inoperative Equipment	Used to transfer support level registration and parts data for Inop-Equip from MOM to MPOM levels.	SAMS
XMN-XMT	To be defined	To be defined.	SAMS
XMU	Usage Data	Used to input equipment usage data to the MPOM levels.	SAMS
XMV	Usage Device or Component Change	Used to report change in usage device or component.	SAMS
XMW-XMZ	To be defined	To be defined.	SAMS
XMO-XM9	To be defined	To be defined.	SAMS
XNA	Registration Data (Section 1)	Used to transfer completed WO registration data to the wholesale level.	SAMS
XNB	Parts Data (Section 2)	Used to transfer completed WO parts data to the wholesale level.	SAMS
XNC	Task Data (Section 3)	Used to transfer completed WO task data to the wholesale level.	SAMS
XND	Macrit Data (Section 4)	Used to transfer macrit data from completed WO to the wholesale level.	SAMS
XNE	Equipment Authorization/Density Data.		SAMS
XNF	Equipment Ownership Change		SAMS
XNG	Inoperative Equipment		SAMS
XNH	Candidate for Depot Overhaul		SAMS
XNJ	Open Financial Work Order Data		SAMS
XNK	Component File Data	Used to transfer equipment component date to the AOAP laboratory.	
XNL	ECC Data/Financial Equipment Category Code Report.	Used to input ECC files changes to the STANFINS data base.	SAMS
XNM	MWO Broadcast	Used to input to the MPOM level MWO broadcasts from the wholesale level.	SAMS
XNN	SRC Broadcast	Used to input to the MPOM level safety recall broadcasts from the wholesale level.	SAMS
XNP	MWO Scheduling and Control	Used as input from wholesale for scheduling MWO application after Memorandum of Understanding has been signed.	SAMS
XNQ	Repair Parts Data	Used to transfer and receive repair parts data for maintenance programs from other MPOMs and the wholesale level.	SAMS
XNR	Equipment Usage	Used to transfer usage data to wholesale level.	SAMS
XNS	Equipment Control Record Data	Used to transfer to the wholesale level any changes in the Equipment Historical File maintained at the MPOM level.	SAMS
XNT	MWO Application Status Reporting	Used to report MWO application status to the wholesale level.	SAMS
XNU	MWO Production and Cost Reporting.	Used to report MWO production/cost data to wholesale level.	SAMS
XNV	SCR Completion Reporting	Used to report safety recall campaign completion to wholesale level.	SAMS
XNW	Closed Financial Work Order Data	Used to transfer to STANFINS closed work order data.	SAMS
XNX	Usage Exception List	Used to transfer equipment usage data collection requirements from MPOM level to MOMs.	SAMS
XNY	Repair Part Mortality Data	Used to transfer repair part mortality data to the MOM level and to other MPOM management levels.	SAMS
XNZ	Materiel Condition Status Data	Used to transfer materiel condition status data from MPOM to MPM, wholesale and national levels as appropriate.	SAMS
XN1	Maintenance Programs Requirements.	Used to transfer maintenance program requirements to the MOM level.	SAMS
XN2	Equipment Recall	Used to transfer equipment recall requirements to the MOM level.	SAMS
XN3	ALT/SRO Requirements	Used to transfer ALT/SRO data from MPOM to the MOM level for use in ALT/ SRO scheduling.	SAMS
XN4	Report Control Financial/Financial Report Control.	Used to change reports generation in STANFINS.	SAMS
XN5-XN9	To be defined	To be defined.	SAMS
XPA	Quality Assurance Program Frequency distributed.	Identifies type of program and frequency distribution.	Depot Quality Summary Reporting System
XPB	Quality Assurance-Reinspection	Reinspection occurrences	Depot Quality Summary Reporting System
XPC	Quality Assurance-Scrap and Deficiency Reports.	Scrap and Deficiency Reports submitted	Depot Quality Summary Reporting System
XPD	Quality Assurance-High Five Program.	High Five Program by End Item/Work Accomplishment Code	Depot Quality Summary Reporting System
XPE	Quality Assurance-Manhour by BASOPS Code 1-3.	Rework and Direct Labor Man-hours by BASOPS Codes 1 through 3.	Depot Quality Summary Reporting System

Table C-9
X-series Document Identifier Codes—Continued

Code	Document title	Explanation	Application area
XPF	Quality Assurance—Manhours by BASOPS Codes 4 and 5.	Rework and Direct Labor Man-hours by BASOPS Codes 4 and 5.	Depot Quality Summary Reporting System
XPG	Design to Cost	For reporting cost data re Measurable Parameters and Goals.	Research and Development (R&D) Design to Cost System
XPH	To be defined	To be defined	Commercial/ Industrial activities (CITA) Systems
XPJ	To be defined	To be defined.	CITA Systems
XPK	POMCUS RICC-2 item redistribution report	From DESCOM to MSC for reporting RICC 2 items that were left behind the units deployed under POMCUS.	Prepositioning of materiel configured to unit sets(POMCUS) reporting
XPL	To be defined	To be defined.	CITA Systems
XPM	Depot and DESCOM Data Summary.	From depot to DESCOM for reporting methods and standards program status.	Methods and Standards Program Status Report
XPR	To be defined	To be defined.	USASAC
XPZ	Quality Assurance—new materiel	Quality of new materiel	Depot Quality Summary Reporting System
XQR	To be defined	To be defined.	USASAC
XRA	Storage Management Inventory Report—General Supplies	From supply depot to HQDESCOM for submission of general supplies inventory data	Storage Management Inventory Report (SMIR).
XRB	Storage Management Inventory Report—installation Stock Account	From supply depot to HQDESCOM for submission of installation stock account inventory data	SMIR
XRC	Cover Page	Provides Cover Page for AMC-P 355-1	AMC Requirement Attribute File—Management Information System (RAF MIS)
XRD	Foreword	Provides foreword for AMC-P 335-1	RAF MIS
XRE	CHAPTER 1	Provides Chapter 1 for AMC-P 335-1	RAF MIS
XRF	Appendix A	Provides Appendix A, AMG-P 335-1. List of active Requirement Control Symbol Prefixes	RAF MIS
XRG	Appendix B	Provides Appendix B, AMC-P 335-1. List of Management Information Requirement Directives	RAF MIS
XRH	Appendix C	Provides Appendix C, AMC-P 335-1. List of Management Information Requirement Forms	RAF MIS
XRJ	Appendix D	Provides Appendix D, AMC-P 335-1. List of Management Information Control Officers (MICO) and Data Element Coordinating Officers (DECO)	RAF MIS
XRK	Authentication Page	Provides Authentication page for AMC-P 335-1	RAF MIS
XRL	CHAPTER 3	Provides data for Chapter 3 AMC-P 335-1(RCS)	RAF MIS
XRM	CHAPTER 4	Provides data for Chapter 4 AMC-P 335-1(ADP)	RAF MIS
XRN	Formatted File	Provides Formatted File for RAFMIS	RAF MIS
XRO	RCS File Update Transactions	Used to Update Requirement Control Symbol (RCS)History File	RAF MIS
XRP	PCN File Update Transaction	Used to Update Product Control Number (PCN) History File	RAF MIS
XRR	To be defined	To be defined.	USASAC
XSA-XS9	To be defined	To be defined.	SAILS-ABX
XTA	MODWORS Modification Work Order (MWO) Conversion Work Order (CWO) Header data.	From MRC to MRSA for transmitting (as required)modification and conversion program data to update the master file at MRSA	Commodity Command Standard System (CCSS) Modification work Order Record/ Status (MODWORS) program.
XTB	MODWORS End Item Header Data	From MSC to LOGSA for transmitting (as required)modification and conversion program data to update the master file at MRSA	CCSS, MODWORS Program
XTC	MODWORS End Kit Data	From MSC to LOGSA for transmitting (as required)modification and conversion program data to update the master file at LOGSA	CCSS, MODWORS Program
XTD	MODWORS MWO Program Status—Part I (installation Requirements—Prior Year)	From MSC to LOGSA for transmitting (quarterly)modification and conversion program summarization report data for DRCRE-E 303 report	CCSS, MODWORS Program
XTE	MODWORS MWO Program Status—Part I (installation Requirements—Current Year)	From MSC to LOGSA for transmitting (quarterly)modification and conversion program summarization report data for DRCRE-E 303 report	CCSS, MODWORS Program
XTF	MODWORS MWO Program Status—Part I(Installations)	From MSC to LOGSA for transmitting (quarterly)modification and conversion program summarization report data for DRCRE-E 303 report	CCSS, MODWORS Program
XTG	MODWORS MWO Program Status—Part I (Planned Installations—Current Year Plus One)	From MSC to LOGSA for transmitting (quarterly)modification and conversion program summarization report data for DRCRE-E 303 report	CCSS, MODWORS Program
XTH	MODWORS MWO Program Status—Part I (Planned Installations—Current Year Plus Two)	From MSC to LOGSA for transmitting (quarterly)modification and conversion program summarization report data for DRCRE-E 303 report	CCSS, MODWORS Program
XTJ	MODWORS CWO Program Status—Part I	From MSC to LOGSA for transmitting (quarterly)modification and conversion program summarization report data for DRCRE-E 303 report	CCSS, MODWORS Program

Table C-9
X-series Document Identifier Codes—Continued

Code	Document title	Explanation	Application area
XTL	MODWORS MWO/CWO Program Status-Part II	From MSC to LOGSA for transmitting (quarterly)modification and conversion program summarization report data for DRCRE-E 303 report	CCSS, MODWORS Program
XTM	MODWORS Completion Program	From Standard Depot System (SDS) to MSC to update(bi-weekly) MODWORS completion status.	CCSS, MODWORS Programs
XTR	To be defined	To be defined.	USASAC
XTV	Depot challenge hazardous material data	From SA to ICP to challenge radioactive/hazardous data.	CCSS/SDS Challenge to Traffic Management Data.
XTW	Reply to depot challenge of radioactive/hazardous data	From ICP to SA to acknowledge receipt of radioactive/hazardous data.	CCSS/SDS Challenge to Traffic Management Data
XTX	Challenge to Traffic Management Data (TMD)	From SA to ICP to Challenge Traffic Management Data(TMD).	CCSS/SDS Challenges to Traffic Management Data.
XTY	Receipt acknowledgment of TMD challenge	From ICP to SA to acknowledge receipt of TMD Challenge (DIC XTX).	CCSS/SDS Challenges to Traffic Management Data.
XTZ	TDM Update	From ICP to MTMC to provide Update of confirmed TMD.	CCSS/SDS Challenges to Traffic Management Data.
XUA	Army Management Structure (AMS) Code Change/Delete Input	From Force Development Activity (FDA) at remote terminal site to update Manpower Strength and Workload Summary Data File (NAM001)	Installation Force Development (IFD) System
XUB	Cumulative Earnings Input	From FDA at remote terminal to update Manpower Strength and Workload Summary Data File (NAM001)	IFD System
XUC	Workload Data Input	From FDA at remote terminal site to update Manpower Strength and Workload Summary Data File (NAM001) .	IFD System
XUD	Allocated/Actual Strength Input	From FDA at remote terminal site to update Manpower Strength Workload Summary Data File (NAM001)	IFD System
XUE	Current/Cumulative	From FDA at remote terminal site to update Manpower Strength and Workload Summary Data File (NAM001)	IFD System
XUF	Projection Input	From FDA at remote terminal site to update Manpower Strength and Workload Summary Data File (NAM001)	IFD System
XUG	Record Type 1 Basic	From FDA at remote terminal site to update Manpower Mutual Data File (NAM004)	IFD System
XUH	Record Type 1 Entry Code Input	From FDA at remote terminal site to update Manpower Mutual Data File(NAM004)	IFD System
XUJ	Organization Code-Work Center	From FDA at remote terminal site to update Manpower Mutual Data File (NAM004)	IFD System
XUK	Cross-Reference Table Input	From FDA at remote terminal site to update Manpower Mutual Data File (NAM004).	IFD System
XUL	AMS Cross-Reference/Workload Matrix Code Input.	From FDA at remote terminal site to update Manpower Mutual Data File (NAM004).	IFD System
XUM	Record Type 5, CSFOR-78 Transactions AMC Indicator Input.	From FDA at remote terminal site to update Manpower Mutual Data File (NAM004).	IFD System
XUN	Reject Message Input Monthly Available Hours Input.	From FDA at remote terminal site to update Manpower Mutual Data File (NAM004).	IFD System
XUO	Records Hours in Operation Input	From FDA at remote terminal site to update Manpower Mutual Data File (NAM004).	IFD System
XUR	To be defined	To be defined.	USASAC
XUZ	MOBREM Tonnage Data Transaction	Restricted to DESCOM and Army Concept Analysis.	MOBREM
XVA	P/WD Administrative Data No. 1	The initiating activity will prepare this P/WD abstract for each P/WD amendment.	CCSS, Work Order and Reporting System (WORCS) Program
XVB	P/WD Abstract Administrative Data No. 2.	The initiating activity will prepare this P/WD abstract for the 01 amendment or when a later amendment changes any data established by a prior amendment.	CCSS, WORCS Program
XVC	P/WD Administrative Data No. 3.	The initiating activity will prepare this P/WD abstract for the 01 amendment or when a later amendment changes any data established by a prior amendment.	CCSS, WORCS Program
XVD	P/WD Administrative Data No. 4.	The initiating activity will prepare this P/WD abstract when the performing activity must be informed of narrative type data.	CCSS, WORCS Program
XVE	P/WD Accounting Data	The initiating activity will prepare this P/WD abstract for the 01 amendment or when any later amendment changes data previously established for the type of financing and the total price of the amendment.	CCSS, WORCS Program
XVF	P/WD Accounting Classification Code	The initiating activity will prepare this P/WD abstract for the 01 amendment or when a later amendment changes any data established by a prior amendment.	CCSS, WORCS Program
XVG	P/WD Item Data-Supplies	The initiating activity will prepare this abstract for the 01 amendment or when a later amendment changes any data established by a prior amendment. This abstract will be completed for hardware only.	CCSS, WORCS Program
XVH	P/WD Item Data-Supplies-Trailer	When an NSN is not available, the initiating activity will abstract the manufacturers part number from a P/WD and inform the performing activity.	CCSS, WORCS Program

Table C-9
X-series Document Identifier Codes—Continued

Code	Document title	Explanation	Application area
XVJ	P/WD Delivery Data No. 1	The initiating activity will prepare this P/WD abstract for each delivery schedule quantity and required delivery date customer, for hardware, on the 01 amendment or when a later amendment changes prior data.	CCSS, WORCS Program
XVK	P/WD Delivery Data No. 2	The initiating activity will prepare this P/WD abstract for hardware and the data in rp 53-73 that relates to an international logistics case or when changes to data elements established by a previous amendment are required.	CCSS, WORCS Program
XVL	The P/WD Performance Schedule-Service.	The initiating activity will prepare this P/WD abstract for each performance schedule for the 01 amendment and when a later amendment changes any data established by a prior amendment.	CCSS, WORCS Program
XVM	RESERVED. (Title to be furnished by ALMSA when assigned.)	To be defined	CCSS, WORCS Program
XVN	RESERVED. (Title to be furnished by ALMSA when assigned.)	To be defined	CCSS, WORCS Program
XVP	RESERVED. (Title to be furnished by ALMSA when assigned.)	To be defined	CCSS, WORCS Program
XVQ	RESERVED. (Title to be furnished by ALMSA when assigned.)	To be defined	CCSS, WORCS Program
XVR	RESERVED. (Title to be furnished by ALMSA when assigned.)	To be defined.	CCSS, WORCS Program
XWA	P/WD Receipt Notice	The performing activity will prepare and send to the initiating activity a receipt notice for each P/WD amendment (01 or greater) received.	CCSS, WORCS Program
XWB	Inquiry/Advice/ Destination/ Delivery Data.	Request for or furnishing of firm shipping instructions or requesting shipment reporting or reporting a revised delivery forecast.	CCSS, WORCS Program
XWC	Advice/ Destination/Delivery Supplemental Data Message.	Used with DICXWB to give supplemental data for firm shipping instructions.	CCSS, WORCS Program
XWD	Inquiry/Advice General Purpose	The initiating or the performing activity will prepare this transaction when information other than destination or delivery data is requested or provided for a PRON.	CCSS, WORCS Program
XWE	RESERVED. (Title to be furnished by ALMSA when assigned.)	To be defined	CCSS, WORCS Program
XWF	RESERVED. (Title to be furnished by ALMSA when assigned.)	To be defined	CCSS, WORCS Program
XWG	RESERVED. (Title to be furnished by ALMSA when assigned.)	To be defined	CCSS, WORCS Program
XWR	To be defined	To be defined.	USASAC
XXR	To be defined	To be defined.	USASAC
XYA	Obligation Administrative Data	The performing activity will furnish this transaction for all P/WDs and amendments accepted as project orders or for all commercial contracts and modifications for which delivery/performance reporting will be provided.	CCSS, WORCS Program
XYB	Obligation Accounting Data	The performing activity will furnish this transaction for each obligation/deobligation amount (net change) incurred during the life of a contractual instrument or P/WD accepted as a project order.	CCSS, WORCS Program
XYC	Delivery Schedule Supplies	The performing activity will furnish this transaction to the initiating activity to establish or change a hardware delivery schedule.	CCSS, WORCS Program
XYD	Delivery Trailer-NSN/ Part Number.	The performing activity will furnish this transaction when the NSN or manufacturer's part number on the contractual instrument is different from the one on the P/WD.	CCSS, WORCS Program
XYE	Performance Schedule-Services	The performing activity will furnish this transaction to the initiating activity to establish or change the dollar value of scheduled services or service completion date.	CCSS, WORCS Program
XYF	Shipment Notice Supplies	The performing activity will furnish to the initiating activity a shipment notice each time a shipment is made against the MILSTRIP document number cited in the contractual instrument or on the P/WD accepted as a project order.	CCSS, WORCS Program
XYG	Shipment Notice Supplies-Trailer	The performing activity will furnish one or more transactions when DIC XYF is communicated and the item is serial number controlled.	CCSS, WORCS Program
XYH	Performance Notice-Services	The performing activity will furnish a performance notice services to the initiating activity when evidence is received which indicates that a scheduled performance of services has been completed.	CCSS, WORCS Program
XYJ	RDTE Planning Report	The performing activity will furnish this transaction to the initiating activity for RDTE funded projects.	CCSS, WORCS Program
XYK	Closeout Report	The performing activity will prepare and furnish this transaction to the initiating activity when the requirement is completed.	CCSS, WORCS Program

Table C-9
X-series Document Identifier Codes—Continued

Code	Document title	Explanation	Application area
XYL	RESERVED. (Title to be furnished by SIMA when assigned.)	To be defined	CCSS, WORCS Program.
XYM	RESERVED. (Title to be furnished by SIMA when assigned.)	To be defined	CCSS, WORCS Program
XYN	RESERVED. (Title to be furnished by SIMA when assigned.)	To be defined	CCSS, WORCS Program
XYP	RESERVED. (Title to be furnished by SIMA when assigned.)	To be defined	CCSS, WORCS Program
XYQ	RESERVED. (Title to be defined furnished by SIMA when assigned.)	To be defined	CCSS, WORCS Program
XYR	Activity address cross – reference table update transaction.	Used to add/delete/change the activity address/unit identification code in DODSASP cross-reference table.	DOD Small Arms Serialization Program (DODSASP)
XYS	NSN/Management Control Number (MCN) Nomenclature table update transaction (Transaction Code A-Z).	Used to identify the weapon nomenclature and other characteristics of weapon when loading to DODSASP master file.	DODSASP
XZR	To be defined	To be defined.	USASAC
XOH	IL GRA CSP AMC MSC Intra-Command Header.	Used to transmit header information on FMS/GRA from the supporting MSC to the ILP manager.	CCSS
XOR	RESERVED. (Title to be furnished by USASAC when assigned.)	To be defined	CLSSA Visibility and Management File
X1F	APA Billing Adjustment	From USASAC to the MSC requesting billing adjustment.	CCSS
X1H	IL FMS/GRA CSP AMC MSC Intra-Command Detail Line.	Used to transmit the detailed line information on FMS/GRA from the supporting MSC to the ILP manager.	CCSS
X1R	Header Information for FMS/GRA/SSA.	Used to transmit end item data from the ILP manager to USASAC.	CCSS
X2R	Detail Line for FMS/GRA/SSA	Used to transmit detailed line information from the ILP manager to USASAC.	CCSS
X3R	Initial Cost Load Data	Used to establish and update the Cooperative Logistics Supply Support Arrangements (CLSSA) Visibility and Management File by the USASAC and MACOMs.	CCSS
X4R	Request for CLSSA Renegotiation/Termination Register(File).	Used by USASAC to request CLSSA Renegotiation/Termination Register (File) from the AMC MSC.	CLSSA Visibility and Management File
X5A	To be defined	Used manually to transmit data to USASAC.	To be defined
X5R	Header Information for CLSSA Renegotiation/Termination Register (File).	Used by AMC MSC to provide USASAC with header information on CLSSA Renegotiation/Termination Register (File) in response to DIG-X4R (tape form).	CLSSA Visibility and Management File
X6R	Detail Information for CLSSA Renegotiation/Termination Register (File).	Used by AMC MSC to provide USASAC with header information on CLSSA Renegotiation/Termination Register (File) in response to DIC-X4R (tape form).	CLSSA Visibility and Management File
X7R	Detail information for CLSSA Renegotiation/Termination Register (File) (Non-Foreign Military Sales Order(FMSO) Demands).	Used by AMC MSC to provide USASAC with detail information on CLSSA Renegotiation/Termination Register (File)(Non-FMSO Demands) in response to DIC X4R (tape form).	CLSSA Visibility and Management File
X8A	GRA Obligation Authority (OA)	OA for GRA requisitions from USASAC to the MSC.	CCSS
X8H	Priced and Availability Response Change.	Used to identify a superseding stock number that is being furnished on a PAIL CCSS response.	CCSS
X8R	RESERVED. (Title to be furnished by USASAC when assigned.)	To be defined	CLSSA Visibility and Management File
X8T	Total package fielding (TPF) change notice.	ICP to PPP/LOGSA to identify an item/package diversion from one specific unit to another specific unit.	CCSS-TPF Program
X88	State/County Entry Document.	From SIMA to MSC or manually input	CCSS
X9A	Request for Obligation Authority	Request for OA for GRA requisitions from the MSC to USASAC.	To be defined
X9R	RESERVED. (Title to be furnished by USASAC when assigned.)	To be defined	CLSSA Visibility and Management File

Table C-10
Media and Status (M&S) Codes

1. M&S Codes for FT-series DICs

Code	Explanation
1	Reserved
2	Reply to rip 30-35 activity by AUTODIN (data pattern)
3	Reply to rp 30-35 activity by interpreted transaction (mailed)
4	Reply to rp 45-50 activity by AUTODIN (data pattern)
5	Reply to rp 45-50 activity by interpreted transaction (mailed)
6,7	Reserved
9	Reply to rip 52 activity by AUTODIN (data pattern)

2. M&S Codes for A-series DICs

**Table C-10
Media and Status (M&S) Codes—Continued**

1. M&S Codes for FT-series DICs	
Code	Explanation
Code	Explanation
0	No status to requisitioner or supplementary address.100% supply status and shipment status by data pattern (AUTODIN) to the activity designated by a significant entry in rp 54. If the entry in rp 54 is not significant, send DIC AS8 to DAAS.
2	Exception supply status to requisitioner in rp 30-35 by data pattern (AUTODIN). If the entry in rp, 54 is not significant, send DIC AS8 to DAAS.
3	Exception supply status to requisitioner in rp 30-35 by interpreted (mailed). If the entry in rp 54 is not significant, send DIC ASS to DAAS.
4	Exception supply status to supplementary address in rp 45-50 by data pattern (AUTODIN). If the entry in rp 54 is not significant, send DIC AS8 to DAAS.
5	Exception supply status to supplementary address in rp 45-50 by interpreted (mailed). If the entry in rp 54 is not significant send DIC AS8 to DAAS.
8	100% supply status and shipment status to activity indicated in rp 54 by data pattern (AUTODIN). Do not provide status to any other status eligible recipient under any other circumstances. (For use only by SICAs on transactions for nonconsumable items.)
A	100% Supply and shipment Status from DAAS to requisitioner by GSA Mailer (GSA Form 10050).
B	100% supply status to requisitioner in rp 30-35 by data pattern (AUTODIN). If the entry in rp 54 is not significant, send DIC AS8 to DAAS.
C	100% supply status to requisitioner in rp 30-35 by interpreted (mailed). If the entry in rp 54 is not significant, send DIC AS8 to DAAS.
D	100% supply status to supplementary address in rp 45-50 by data pattern (AUTODIN). If the entry in rp 54 is not significant, send DIC AS8 to DAAS.
E	100% supply status to supplementary address in rp 45-50 by interpreted (mailed). If the entry in rp 54 is not significant, send DIC AS8 to DAAS.
F	100% supply status and shipment status to requisitioner and supplementary address by data pattern (AUTODIN).
G	100% supply status and shipment status from DAAS to requisitioner and supplementary address by GSA Mailer (GSA Form 10050).
H	100% Supply and Shipment Status from DAAS to supplementary address by GSA Mailer (GSA Form 10050).
J	Exception Supply and Shipment Status from DAAS to requisitioner by GSA Mailer (GSA Form 10050).
K	Exception supply status and shipment status to requisitioner in rp 30-35 by data pattern (AUTODIN).
L	Exception supply status and shipment status to requisitioner by interpreted transaction (mailed).
M	Exception supply status and shipment status to supplementary address in rp 45-50 by data pattern (AUTODIN).
N	Exception supply status and shipment status to supplementary address by interpreted transaction (mailed).
P	Exception supply status and shipment status from DAAS to requisitioner and supplementary address by GSA Mailer (GSA Form 10050).
Q	Exception Supply and Shipment Status from DAAS to supplementary address by GSA Mailer (GSA Form 10050).
S	100% supply status and shipment status to requisitioner in rp 30-35 by data pattern (AUTODIN).
T	100 % supply status and shipment status to requisitioner in rp 30-35 by interpreted transaction (mailed).
U	100% supply status and shipment status to supplementary address in rp 45-50 by data pattern (AUTODIN).
V	100% supply status and shipment status to supplementary address in rp 45-50 by interpreted transaction(mailed).
Y	No status to requisitioner or supplementary address.Exception supply status and shipment status by data pattern(AUTODIN) to the activity designated by a significant entry in rp 54. It the entry in rp 54 is not significant, send DIC AS8 to DAAS.
Z	Exception supply status and shipment status to requisitioner and supplementary address by data pattern (AUTODIN).

**Table C-11
Status Codes Stratified by Type of Status**

Preferred Media	TO: rp 30-35	45-50	54
<i>100% Supply Status and Shipment Status</i>			
GSA Mailer (GSA Form 10050)	A	H	
Data Pattern (AUTODIN)	S	U	8,0
Interpreted Transaction (Mailed)	T	V	
<i>100 % Supply Status</i>			
GSA Mailer (GSA Form 10050)	
Data Pattern (AUTODIN)	B	D	
Interpreted Transaction (Mailed)	C	E	
<i>Exception Supply Status & Shipment Status</i>			
GSA Mailer (GSA Form 10050)	J	Q	
Data Pattern (AUTODIN)	K	M	Y
Interpreted Transaction (Mailed)	L	N	
<i>Exception Supply Status</i>			
GSA Mailer (GSA Form 10050)	
Data Pattern (AUTODIN)	2	4	
Interpreted Transaction	3	5	

Table C-12
Status Codes Stratified by Preferred Media of Transmission

Preferred Media	TO: rp 30-35	45-50	54
<i>GSA Mailer (GSA Form 10050)</i>			
100% Supply Status & Shipment Status	A	H	
100% Supply Status	
Exception Supply Status & Shipment Status	J	Q	
Exception Supply Status	
<i>Data Pattern (AUTODIN)</i>			
100% Supply Status & Shipment Status	S	U	8,0
100% Supply Status	B	D	
Exception Supply Status & Shipment Status	K	M	Y
Exception Supply Status	2	4	
<i>Interpreted Transaction (Mailed)</i>			
100% Supply Status & Shipment Status	T	V	
100% Supply Status	C	E	
Exception Supply Status & Shipment Status	L	N	
Exception Supply Status	3	5	

Table C-14
Document Serial Number (rp 40) Codes

Code	Explanation
J	To identify ICP interrogations or offers of excess, and requisitions rustling from the interrogations or offers; used to denote interservice supply support transactions between ICPs(reference DOD 4160.21-M).
K	To identify requisitions submitted to DRMO or GSA for excess property located at a DRMO that is requested as a result of reviewing manual screening lists (e.g., Excess Personal Property Lists (EPPL), GSA Regional Catalog listings).
L	To identify requisitions submitted to DRMOs which results from physical screening of property at the DRMO. This type of screening is referred to as "Local Area Screening," without any consideration of the distance traveled by the screener.
M	Reserved.
N	To identify documents for components reclaimed by military activities/contractors through end item reclamation.Activity preparing shipping/turn-in document will place this code in rp 40 when forwarding components to stock.
P	To identify requisitions for excess contractor inventory that have been reported on DD 540 series of forms or referred by the Contractor Inventory Redistribution System (CIRS)either mechanically or by listing.
Q	To identify documents for items reclaimed from aircraft and equipment's by the Aerospace Maintenance and Regeneration Center (AMARC). AMARC will place this code in rp 40 when assigning the document number.
R	To identify requisitions submitted to DRMOs from ICPs or Integrated Materiel Managers (IMMs) based on a final asset screening notice of surplus personal property.
S	To identify requisitions submitted to DRMOs from ICPs or IMMs based on a front-end screening notice of excess personal property.
T	To identify requisitions submitted to DRMOs from ICPs/IMMs based on a management decision for recoupment of known transfers to disposal.
U	Reserved. (MILSBILLS)
Y	To identify requisitions resulting from interrogation of the Interrogation Requirements Information System (reference DOD 4160.21-M).

Table C-15
Service Codes
NUMBER OF CHARACTERS: One
TYPE OF CODE: Alpha
EXPLANATION: Accommodate service identity
RECORD POSITIONS- 4,30,31,45,46,67, and/or 74

Code	4	30	31	45	46	67	74	Service or Agency	Remarks
A	A	A	-	A	-	A	A	Army	
B	B	-	-	-	-	B	B	Army	
B	-	B	-	B	-	-	-	Army	FMS and MAP Grant Aid use only ¹
C	C	-	-	-	-	C	C	Army	
C	-	C	-	C	-	-	-	Army	Contractor use only
D	D	-	-	-	-	D	D	Air Force	
D	-	D	-	D	-	-	-	Air Force	FMS and MAP Grant Aid use only ¹
E	E	-	-	-	-	E	E	Air Force	
E	-	E	-	E	-	-	-	Air Force	Contractor use only
F	F	F	-	F	-	F	F	Air Force	
G	G	G	-	G	-	G	G	General Services Administration	
H	H	H	-	H	-	-	-	Other DOD Activities	

Table C-15
Service Codes
NUMBER OF CHARACTERS: One
TYPE OF CODE: Alpha
EXPLANATION: Accommodate service identity
RECORD POSITIONS- 4,30,31,45,46,67, and/or 74-Continued

Code	4	30	31	45	46	67	74	Service or Agency	Remarks
H	-	H	G	H	G	-	-	Other DOD activity contractors	Service code H must be used in conjunction with G to designate other DOD activity contractors. When code HG is used the HG code will be contained in rp 30-31 and 45-46 as appropriate.
H	-	-	-	-	-	H	H	Not assigned	
I	-	-	-	-	-	-	-	Not Assigned	
J	J	-	-	-	-	-	-	Air Force	On base use only
J	-	J	-	-	-	-	-	Air Force	
J	-	-	-	J	-	J	J	Not Assigned	
K	K	-	-	K	-	K	-	Not Assigned	
K	-	K	-	-	-	-	K	Marine Corps	FMS and MAP Grant Aid Use only ¹
L	L	-	-	L	-	L	-	Not Assigned	
L	-	L	-	-	-	-	L	Marine Corps	Contractor use only
M	M	M	-	M	-	M	M	Marine Corps	
N	N	N	-	N	-	N	N	Navy	
O	-	-	-	-	-	-	-	Not Assigned	
P	P	-	-	-	-	P	P	Navy	
P	-	P	-	P	-	-	-	Navy	FMS and MAP Grant Aid use only
Q	Q	-	-	-	-	Q	Q	Navy	
Q	-	Q	-	Q	-	-	-	Navy	Contractor use only
R	R	R	-	R	-	R	R	Navy	
S	S	S	-	S	-	S	S	DLA	
T	-	T	-	-	-	-	-	DLA	FMS and MAP Grant Aid use only ¹
T	-	-	-	T	-	-	-	(2) ²	
U	U	-	-	-	-	U	U	Not Assigned	
U	-	U	-	U	-	-	-	DLA	Contractor use only
V	V	-	-	-	-	-	-	National Aero & Space Admin	
V	-	V	-	V	-	-	-	Navy	
V	-	-	-	-	-	V	V	Not Assigned	
W	W	W	-	W	-	W	W	Army	
X	-	-	-	-	-	-	-	Not assigned	
Y	-	-	Y	-	Y	-	-	Reserved (nonsignificant)	
Z	-	Z	-	Z	-	-	-	Coast Guard	Contractor use only
0-9	-	-	-	-	-	-	-	Reserved	For use by civilian agencies operating under the FEDSTRIP Program

Notes:

¹ On MAP Grant Aid requisitions, rp 45 will contain code 'Y'.

² Service or Agency code 'T' entered in rp 45 may be used for any FMS country Defense organization that is not designated as an element of that country's Army, Navy, Air Force, or Marine Corps.

Table C-17
Demand Codes

Code	Explanation
I	Inactivated Item Demand. This code will be entered only in requisitions DIC AO.... It applies to DAAS inactivated items.
N	Nonrecurring Demand. A request made for a requirement that is a one-time occurrence (e.g., a Modification Work Order(MWO) kit for application or an initial request for stockage).Requisitions will be coded nonrecurring when the demand is expected to be non-repetitive.
O	No Demand. To be assigned by activities requisitioning substitute items that are acceptable in lieu of previously requisitioned but delayed items and initial fill of Prepositioned War Reserve Materiel Stock (PWRMS) consumable item requirements. Also, may be prescribed by the program manager based on a nonrepetitive program requirement for which use of demand code N or P is inappropriate.
P	Nonrecurring Demand for Special Program Requirements. Entered by a requisitioner to identify a requirement for special program requirements for which stocks have been acquired by the ICP in anticipation of such demands. It is also used by ILCOs in CLSSA termination/drawdown requisitions.
R	Recurring Demand A request made periodically or expected to be repetitive by an authorized requisitioner for materiel consumed or to replenish stock. These occurrences encompass most demands; therefore, a demand is recurring when there is a doubt.

**Table C-17
Demand Codes—Continued**

Code	Explanation
S	Commissary Resale Demand. A demand for perishable and nonperishable subsistence items only for resale. Commissary demands for troop issue subsistence will be identified with codes R and N only.

**Table C-19
“A” Series Documents Signal Code Assignment**

Ship Materiel to Activity in Record Position	Bill Activity in Record Position	Assign Signal Code (Record Position 51)
30-35	30-35	A ¹
30-35	45-50	B
30-35	52-53	C ¹²⁴
30-35	Free issue (no billing) (Code W is for intraservice use only)	D ¹³ W
45-50	30-35	J
45-50	45-50	K
45-50	52-53	L ²⁴
45-50	Free issue (no billing) (Code X is for intraservice use only)	M ³ X

Notes:

¹ When a signal code A, C, or D is used, requisitioners may place an alpha Y in the service designator field of the supplementary address. It means that the code in the supplementary address field is only meaningful to the initiator of the requisition. When the requisitioner does not use the service designator for this purpose, the supplementary address field will be filled with an alpha Y and five zeroes, or it will be left blank.

² When the third position of the DIC (rp 3) is 5 or E and rp 51 is C or L, the information in the remarks field may show other billing information.

³ Signal codes D and M will not be assigned on requisitions to be sent to GSA, DLA, and other services.

⁴ When the signal code in rp 51 is C or L, an additional use of the fund code is to indicate the 'bill to' office. The fund code/bill-to office conversion is prescribed in AR 37-1.

**Table C-20
Materiel Returns Program (DIC FT Series Documents) Signal Code Assignment**

Ship Materiel From Activity in Record Position	Credit Activity in Record Position	Assign Signal Code (Record Position 51)
30-35	30-35	A
30-35	45-50	B
30-35	52	C
30-35	No Credit Required	D
45-50	30-35	J
45-50	45-50	K
45-50	52	L
45-50	No Credit Required	M

**Table C-21
Nonreimbursable Fund Codes**

Fund Code	Title	Assignment and application
G1	Project requirements—billing deferred	Assigned by the requisitioner or accountable supply distribution activity (ASDA) to identify requisitions submitted for project requirements, deferred billing authorized.
G2	Testing and sampling	Assigned by the requisitioner or ASDA to identify requisitions submitted for items to be used in testing and sampling.
G3	Consigned inventory	Assigned by the requisitioner or ASDA to identify requisitions submitted to issue materiel as “consigned inventory.”
G4	Temporarily in use	Assigned by the requisitioner or ASDA to identify requisitions submitted to issue materiel as “inventory temporarily in use.” Other than issues to research and development agencies.
G5	Withdrawal credits	Assigned by the requisitioner or ASDA for use by DOD agencies submitting requisitions against stock fund withdrawal credits. (Such credit normally is available to a customer until the first fiscal year for which a budget can be prepared making provisions for payment.) (See AR 37-111.)
G6	Temporarily in use	Assigned by the requisitioner or ASDA to identify requisitions submitted to issue materiel as “inventory temporarily in use” to research and development agencies.
GA	Issue to Army	Assigned by the requisitioner or ASDA to identify nonreimbursable issues of non-stock fund items to Army.

**Table C-21
Nonreimbursable Fund Codes—Continued**

Fund Code	Title	Assignment and application
GB	Issue to other DOD agencies	Assigned by the requisitioner or ASDA to identify nonreimbursable issues of inventory to another DOD agency.
GC	Issue to non-DOD Federal agencies	Assigned by the requisitioner or ASDA to identify nonreimbursable issues of inventory to non-DOD Federal agencies.
GD	ILP-Grant Aid	Assigned by the requisitioner or ASDA to identify nonreimbursable issues of inventory to ILP-Grant Aid.
GE	ILP-FMS	Assigned by the requisitioner or ASDA to identify nonreimbursable issues of inventory to ILP-FMS.
GH	Issues to activities as Government/furnished materiel(GFM) and repair parts	Assigned by the ASDA to identify nonreimbursable issues from depot inventory or by direct delivery from vendor. Includes issues of repair parts, modification parts, or GFM for use in manufacture of an end item. Excludes issues of end items for repair.
GJ	Disposal	Assigned by the ASDA to identify nonreimbursable issues of inventory to property disposal or other disposal.
GK	Storage location changes	Assigned to the ASDA to identify a storage location change between depots.
GL	To assembly/disassembly/ conversion/modification	Assigned by the ASDA to identify a nonreimbursable issue of inventory to assembly/disassembly/conversion/ modification from depot inventory or by direct delivery from vendor. Includes issue of component for assembly, end item for disassembly, and end item for conversion and modification. Excludes issues of end items to be repaired. This will be limited to(a) issue of a nonstock fund item to assemble/disassemble/convert/modify either a nonstock fund item, or(b) issue of a stock fund item to assemble/disassemble/convert/ modify stock fund item.
GM	To repair/test	For issue from depot inventory to commercial or Government activity for repair or test and expected return of the same item.
GP	Issue (return) to DLA or another stock fund	Assigned by the ASDA to identify a reimbursable issue(return) of inventory to DLA or another stock fund when credit will not be granted.
GQ	Basic issue list item	Assigned by the ASDA to identify nonreimbursable issue of a basic issue to an end item or to purpose code W.
GZ	Other	Assigned by the ASDA to identify a nonreimbursable issue not covered above. The use of this code will require in-the-clear exception data with complete justification and authority for transaction.
G9	Contingency plan materiel	Returns of contingency plans materiel for credit.

**Table C-23
Type Requirement Codes (TRC)**

1. Entry in rp 55 (type of authorization)	
TRC (cc55)	Explanation
A	Deleted.
1	For initial issue of MTOE/TDA authorized allowances displayed in the REQ-VAL.
2	Replacement for MTOE/TDA authorized allowances displayed in the REQ-VAL
3	Nonunit Authorizations (such as CRF/RCF, theater war reserves, POMCUS, and OP projects) displayed in the REQ-VAL.
4	For issue of component major item (to be used with TRCs A and B in rp 56).
2. Entry in rp 56 (type of requirement)	
TRC (cc56)	Explanation
1	Initial issue for MTOE/TDA shortage. (To be used when an initial shortage in an authorization which is not filled.)Appropriate documents and REQ-VAL products show an initial shortage.
2	Deleted.
3	Deleted.
4	Deleted.
5	Deleted.
6	Replacement requirement. To replace troop asset that has become unserviceable beyond repair capability of major claimant.
7	Replacement requirement. To replace a washout or loss of troop asset.
8	Replacement requirement. To replace a troop asset that is being lost through directed redistribution or to a security assistance program.
9	Replacement requirement. Modernization of preferred items of equipment. (To be used on requisitions submitted for supply of modernization or preferred items of equipment being introduced into the system.) These requisitions are normally submitted in response to directions given by HQDA or an MSC.
0	Replacement requirement. Replaces an asset that will be turned in on receipt of replacement issue.
1. Entry in rp 55 (type of authorization)	
TRC (cc55)	Explanation
A	Replacement of component item. Requisition is for replacement of a component of another end item. Item being requisitioned is not separately authorized.
B	Initial issue of component item. Requisition is for Government furnished equipment to be installed in another end item.Item being requisition is not separately authorized.
C	Initial or increase to operational readiness float levels. (Not to be used for replacement; replacement will contain E.)
D	Initial or increase to repair cycle float levels.(Not to be used for replacement; replacement will contain E.)
E	Replacement requirement. To replace maintenance float that has become unserviceable beyond repair capability of major claimant
F	Replacement requirement. To replace maintenance float that has been lost due to directed redistribution.
G	Initial issue. To establish and maintain authorized theater war reserve level in accordance with AR 11-11.

Table C-23
Type Requirement Codes (TRC)—Continued

1. Entry in rp 55 (type of authorization)	
TRC (cc55)	Explanation
H	Initial issue to authorized POMCUS levels.
I	Not used.
J	Initial issue to operational projects other than POMCUS.
K	Decrement stocks. Equipment needed by overseas theaters to bring the on-hand quantity to the level of the approved MTOEs of units in the theater. (To be used by oversea theaters when requisitioning the difference between the "required" and "authorized" quantities of MTOE.) This equipment may be held in the theater storage.
L	Substitute stocks. Requisition is for, and issue of, a substitute item in lieu of MTOE preferred item.
M	Replacement requirement To replace an item removed from unit assets through transfer. This includes assets transferred with the reassignment of an individual to another unit (e.g., specially sized protective mask).
N	Requisitions for replacement. Used on requisitions to replace DA directed drawdown from units to satisfy Foreign Military Sales (FMS) requirements.
O-W	Not used.
X	Requisition for equipment. This code will be used to bring the on-hand quantity of an item authorized a CONUS unit to the level of its approved MTOE. This code will be used only during mobilization or during emergencies when unit is directed to increase its authorized level of organization (ALO) to 1.
Y	Requisition for equipment. Required above authorized theater war reserve to replace actual combat losses. This code will be used only during hostility.
Z	Requisition for replacement. Used on requisitions to replace item withdrawn from CONUS unit or other designated claimant. It is part of a reduction to release assets to allocate to a POMCUS or priority claimant.

Table C-24
Project Code Announcement Information

Title	Explanation
(1) Service Code(s)	All or specified Service/Agency Code(s) which will be used in conjunction with the project code.
(2) Project Code	Code assigned in accordance with the provisions of this manual.
(3) Use/ References	1. Use—Clear text statement defining the intended use of the code and indicating those to whom it applies (unless the use is classified). Also, if applicable, an abbreviated project name should be provided. 2. References—Documents establishing/specifying special controls for the project. The Service/Agency establishing the project is responsible for ensuring that suppliers are provided copies of these documents, if not available on an interservice basis. If a joint regulation is cited, all Service/Agency numbers will be included in the project code announcement. An assembly point for shipment may be designated in this column by use of the DODAAC for the assembly point. The DODACC of the assembly point will be entered in requisitions by requisitioners as the "ship to" address. Shipping activities are not required to use the project code announcement to determine the "ship to" address unless interservice/Agency agreements are negotiated for special routing of shipments. Only one assembly point per project code may be assigned.
(4) Monitor/ Coordinator	Identity of the activity within the Service/Agency or OSD/JCS which is monitoring or coordinating the project. Include point of contact and telephone number (AUTOVON, FTS/commercial).
(5) Effective Date	Date when supply sources will commence required action relative to the code.
(6) Termination Date	1. Date when the code will be discontinued. The term "continuing" is permitted only for Category C project codes. A specific termination date must be provided for Category A, B, and D codes. When the term "continuing" is used for a Category C code, the Service/Agency or OSD/JCS sponsor of the code will notify the DOD MILSTRIP System Administrator when the code is no longer required. 2. If the termination date is not known at the time of project code announcement, a date 1 year after the effective date will be entered. The Service/Agency or OSD/JCS sponsor may extend this date any time within the 1 year period if appropriate. 3. Sponsors will also request cancellation of project codes prior to the termination date when appropriate. When a specified termination date is reached, inter-Service/Agency recognition of the code will stop and Category C and D project codes will be deleted from this paragraph. Unfilled requisitions containing a deleted project code (Category B, C, or D) which have not been canceled, will be processed in the same manner that requisitions with Category A project codes are processed.

Table C-25
Service/Agency MILSTRIP Project Code Contact Points

Service/Agency	Mailing Address	Message Address	Code Category		
			B	C	D
Army	Director, LOGSA, ATTN: AMXLS-MSF, Chambersburg, PA, 17201-4180	DIRLOGSA CHAMBERSBURG PA// AMXLS-MSF	X	X	X
Navy	Commander Naval Supply Systems Command ATTN: Code 0323 Washington, DC 20376	COMNAVSUPSYSCOM Washing- ton, DC//SUP 0323//	X	X	X
Air Force	HQ AFLC/MMLII Wright-Patterson AFB OH 45433	AFLC Wright-Patterson AFB, OH// LOLSCAFLC//MMII//	X	X	X
Marine Corps	Commandant of the Marine Corps ATTN: LLS-4 Washington, DC 20380	CMC Washington, DC//LLS-4//	X	X	X

**Table C-25
Service/Agency MILSTRIP Project Code Contact Points—Continued**

Service/Agency	Mailing Address	Message Address	Code Category		
			B	C	D
Coast Guard	Commandant (G-FLP) U.S. Coast Guard Washington, DC 20593	COMDT COGARD Washington DC// G-FLP// 2100 Second Street, SW	X	X	X
GSA	General Services Administration Office of Federal Supply and Services (FSR/FSM) Washington, DC 20406	GSA, FSS Washington, DC// FSR// FSM//	X	X	X
DNA	Director, Defense Nuclear Agency ATTN: LETS Washington, DC 20305	DNA Washington, DC//LETS//	X	X	X
NSA	Director, National Security Agency ATTN: L31, Systems 9800 Savage Road Ft. George G. Meade, MD 20755	DIRNSA Ft. George G. Meade, MD// L31, Systems//	X	X	X
DLA	Director, Defense Logistics Agency ATTN:DLA-OSM/ ESOC Cameron Station Alexandria, VA 22304-6100	DLA Cameron Station VA// DLA-OSM//ESOC//	X	X	X
DOD MILSTRIP System Administrator	DLSSO DLSSO-M Cameron Station Alexandria, VA 22304-6100	DLSSO Cameron Station VA// DLSSO-M//	X	X	X

**Table C-26
OSD and JCS Project Codes**

Service Code	Code	Name	Monitor Coordinator	Effective Date	Termination Date
All	9AD	Pony Express	DSN 225-0582, Comm (703) 695-0582	22 May 91	30 May 95
All	9BY	Provide Comfort	UCOM	10 Apr 91	31 Jul 94
All	9CR	Deny Flight	DSN 227-9429	02 Jul 93	31 Mar 94
All	9CT	Deny Flight	DSN 227-6355	02 Jul 93	30 June 94
All	9CU	Able Sentry	DSN 224-6756	02 Jul 93	30 Jun 94

**Table C-27
Interservice and Agency Project Codes**

Service Code	Code	Use	Effective date	Termination
All except B, D, K, P, and T.	3AA	By service activities to identify requisitions submitted to obtain issues to meet Prepositioned War Reserve Materiel stock deficiencies. Project code may be entered in either funded or unfunded requisitions (DLAR 4140.43/AR 725-11 /AFR 67-20/NAVSUPINST 4080.21 A/ MCO 4080.21 A, MCO 4080.3).	13 Oct 76	Continuing
All except B, D, K, P, and T.	3AB	For materiel shipments to a repair activity for repair and return (or shipment as otherwise directed) under a Depot Maintenance Interservice Support Agreement (DMISA).	1 Dec 77	Continuing
All except B, D, K, P, and T.	3AC	For materiel returns to the primary inventory control activity under a Wholesale Interservice Supply Support Agreement(WISSA) or when the items are nonconsumable Item Material Support Codes (NIMSC) 5 or 6.	1 Dec 77	Continuing
All	3AD	To identify requisitions and related documents on AUTODIN and DSTE assets within the logistic system. Service Monitor/Coordinator: PM DSC CSA. Ft. Monmouth, NJ AMCPM-COM-LG-MM-R.	19 Mar 79	Continuing
All	3AE	In DIC 'U' series documents to identify exercise logistics traffic. Authorization and intended use will be announced by exercise plans. Note: Coordinate period of use with DOD Defense Logistics Standard Systems Office to avoid simultaneous use in multiple exercises.	1 Feb 79	Continuing
All	3AL	Identifies automatic return of unserviceable(condition E or F) NIMSC 5 item (ARI code "N" or "M") for which a replacement will be requisitioned. Must appear on return documentation (DIC FTA) and shipping documentation (DD 1348-1).	1 May 84	Continuing

Table C-27
Interservice and Agency Project Codes—Continued

Service Code	Code	Use	Effective date	Termination
All	3AR	To identify Armed Forces Radio and Television Service(AFRTS) triservice requirements and facilitate logistics support to worldwide AFRTS outlets.	13 Oct 82	Continuing
N, R, V	3AT	Identifies Navy TACAMO requirements. TACAMO will be recognized as a Strategic Program with a FAD 1 assignment.	Immediately	1 Apr 97

Table C-27
Interservice and Agency Project Codes—Continued

Service Code	Code	Use	Effective date	Termination
All except B, D, K, P, and T.	3CC	To identify inventory augmentation requisitions. Inventory augmentation resources are used to acquire authorized increases in stockage levels or to acquire new items required to support mission or weapon systems change.	Immediately	3&0slash; Sep 1992
All	3DS	To identify requisitions and related documents pertaining to the Department of Defense Dependent Schools (DODDS). It will be included in all requisitions placed by host activity base supply facilities for support of DODDS and is to be perpetuated in all later documents and labels.	1 May 82	Continuing
All	3FC	To identify security assistance requisitions and related documents for sale of potential excess consumable defense articles to FMS customers.	18 May 93	Continuing
All	3FR	To identify security assistance requisitions and related documents for sale of potential excess repairable defense articles to FMS customers.	18 May 93	Continuing
All	3LN	Used to identify requirements and related documents pertaining to support of United Nations Interim Forces in Lebanon(UNIFIL.)	21 May 82	Continuing
All	3LP	Used to identify requirements and related documents pertaining to support of United Nations Disengagement Observer Forces (UNDOF).	21 May 82	Continuing
All	3LQ	Used to identify requirements and related documents pertaining to support of United Nations Truce Supervision Organization in Palestine (UNTSO).	21 May 82	Continuing
All	3LU	Used to identify requirements and related documents pertaining to support of United Nations Peacekeeping Forces.	21 May 82	Continuing
All	3ML	Used to identify requisitions and documentation in support of the Multinational Peacekeeping Forces in Lebanon.	1 Nov 83	Continuing
All	3PR	Used to identify replenishment PWRMS requisitions. It is also used to identify excess situations.	1 Nov 89	Continuing
All	3QQ	Item is excess to requirements due to pending installation closure. Item is on the preliminary list of "related personal property." It will be transferred to the local community at the time of installation closure in accordance with DODD 5410.12. Do not direct return to stock unless the item is required to meet an Approved Force Acquisition Objective(AFAO) and/or approved Pre-positioned War Reserve Requirements(PWRR).	1 Nov 83	Continuing
All	3RD	To identify all MILSTRIP documentation related to Rapid Deployment Forces (RDF). This code will aid the monitoring of all supply transportation actions related to the RDF in contingencies and similar rapid response situations.	1 Apr 80	Continuing
All	3RE	To identify all MILSTRIP documentation relating to deployed, Rapid Deployment Force (RDF), units. This code will aid the monitoring of all supply and transportation actions related to deployed RDF units in rapid response situations.	15 Oct 81	Continuing
All	3RF	To identify all MILSTRIP documentation relating to initial preplanned supply support (IPSS) in support of deployed RDF units. This code will aid the monitoring of all supply and transportation actions related to deployed RDF units in rapid response situations.	15 Oct 81	Continuing

Table C-27
Interservice and Agency Project Codes—Continued—Continued

Service Code	Code	Use	Effective date	Termination
All	3RG	To identify all MILSTRIP documents on Initial Preplanned Supply Support (IPSS) for the Rapid Deployment Force(RDF). This code identifies a requisition that is to be processed for surface transportation by the Consolidated Containerization(CCP).	18 Dec 81	Continuing
All except B, D, K, P, and T.	BGW	By CONUS activities, to designate part-numbered or decentralized (nonstocked) NSN requisitions in support of commercial construction equipment (CCE).	1 Jul 76	Continuing
All except B, D, K, P, and T.	BGX	By CONUS activities, to designate part-numbered or decentralized (nonstocked) NSN requisitions in support of materials handling equipment (MHE)	1 Jul 76	Continuing
All except B, D, K, P, and T.	JZC	By overseas Service activities to designate part-numbered or decentralized requisitions (nonstocked) in support of commercial construction equipment (CCE) overseas.	1 Jul 76	Continuing
All except B, D, K, P, and T.	JZM	By overseas Service activities to designate part-numbered decentralized (nonstocked) NSN requisitions in support of materials handling equipment (MHE) overseas.	1 Jul 76	Continuing
All except B, D, K, P, and T.	JZO	By overseas Service activities to designate part-numbered or decentralized (nonstocked) NSN requisitions in support of commercially designed wheeled vehicles overseas.(Third position of project code is alpha O.)	1 Jul 76	Continuing

Table C-28
Category Assignments of Advice Codes

Record position		Advice codes numeric/alphabetic and numeric/numeric
65	66	
For DLA, interservice and General Services Administration transactions.		
2	A	through Z (except I and 0)
2	1	through 9
3	A	through Z (except I and 0)
3	1	through 9
1	A	*For intra-Army usage through Z (except I and 0)
1	1	through 9
6	A	*For intra-Air Force usage through Z (except I and 0)
6	1	through 9
5	A	*For intra-Navy usage through Z (except I and 0)
5	1	through 9
4	A	*For intra-Marine Corps usage through Z (except I and 0)
4	1	through 9
7	A	*For intra-GSA usage through Z (except I and 0)
7	1	through 9
8	A	*For intra-DLA usage through Z (except I and 0)
8	1	through 9
9	A	Reserved—Not to be used through Z
9	1	through 9
0	A	through Z
0	1	through 9

Legend for Table C-28:

Legend: *The codes assigned for DLA, interservice and GSA transaction use will also be recognized and used for intraservice transactions and will not be duplicated within the service assignment latitude.

Table C-29
Advice Codes

1. Requisition advice codes	
Code	Explanation
1A	Quantity exceeds requisitioning objective with the knowledge of the command. Quantity requisitioned does not exceed requisitioning objectives minus on hand plus dues-out minus dues-in. Revised requisitioning objective will be submitted within 30 days. (For use only by Army oversea requisitioners on requisitions for nonsingle-manager items.)
1B	Quantity exceeds requisitioning objective with the knowledge of the command. Quantity requisitioned does not exceed requisitioning objective minus on hand plus dues-out minus dues-in. Revised requisitioning objective is not required and will not be submitted. (For use only by Army oversea requisitioners on requisitions for nonsingle-manager items.)
1C	Fill as requested. Do not backorder at supply support level; do not pass to next higher source of supply. Reject any unfilled quantity not available to meet the Standard Delivery Date/Required Delivery Date (SDD/RDD). Suitable substitute acceptable.
1J	Fill as requested. Do not substitute or backorder at supply support level; do not pass to next higher source of supply. Reject any unfilled quantity not available to meet the SDD/RDD.
1K	Return of component major item, PA funded, Reportable Item Control Code (RICC) 2, as identified in SB 700-20.
2A	Item is not locally obtainable through manufacture, fabrication, or procurement.
2B	Requested item only will suffice. Do not substitute or interchange. Also applies to "obsolete"/"inactivated" items previously rejected with status code CJ. When used in response to status code CJ, the submission of a new requisition will be on DD Form 1348-6 with all appropriate technical data; e.g., end Item usage, component, make, model, series, serial number, drawing piece and/or part number, manual reference, or applicable publication.
2C	(1) Do not back order. Reject unfilled quantity not available to meet the SDD/RDD. Suitable substitute acceptable. (2) When entered in Brand Name Resale Subsistence Item requisitions for overseas, authorized rejection of unfilled quantities not due to arrive in the oversea command by the RDD plus 30 days. Rejection status will be furnished the customer when the supply source determines that unfilled requisitioned quantities cannot be shipped in time to arrive at the oversea address by RDD plus 30 days. This may occur because of- (a) Vendor's failure to ship required quantities to the CONUS trans-shipment depots by contract delivery date plus 15 days, or (b) On receipt at the CONUS trans-shipment depot, the shipment could not reach the oversea address by the RDD plus 30 days.
2D	Furnish exact quantity requested (i.e., do not adjust to quantity unit pack unless adjustment is upward and the dollar value increase is not more than \$5.00 over the requisition's extended money value).
2E	Free issue. Stock lists or other publications offer this materiel without reimbursement. (Used with signal codes D or M on interservice requisitions.)
2F	Item is coded "obsolete" but still required for immediate use. Service coordinated and approved substitute is acceptable. If unable to procure, reject requisition with status code CJ.
2G	Multiple use as follows: (1) Ship new stocks or stocks having new appearance. (2) Strategic mission requires latest model and configuration(for electronic tubes). (3) Strategic mission requires newest stock only (for photographic film or for aerial requirements for ammunition devices or cartridges). (4) Expected usage requires latest expiration dates only (for biologicals).
2H	Special textile requirements for use in airborne operations in which personnel safety is involved.
2J	Do not substitute or back order any unfilled quantities.
2K	Item being requisitioned from CONUS under the balance of payments program. (To be used only by oversea requisitioners.)
2L	The amount shown in the quantity field exceeds normal demand; however, this is a confirmed valid requirement.
2M	The MCA validation process has revealed that the requested item is authorized by a valid contract. (For use on DIC AX2.)
2N	Item required in one continuous length as shown in rp 25-29 and unit of issue in rp 23-24. No other configuration is acceptable. Multiples of the unit pack are not acceptable.
2P	Item required in one continuous length as expressed in rp 25-29 and the unit of issue in rp 23-24. If requirement exceeds the unit pack length, multiples of the unit pack are acceptable.
2Q	The MCA validation process has revealed that the quantity cited on the DIC AX1 totally exceeds the contract authorized quantity. The total requisitioned quantity is to be rejected. (SOS to respond with reject status code DQ to contractor for total quantity. (For use on DIC AX2.)
2R	The MCA validation process has revealed that the quantity cited on the DIC AX1 transaction partially exceeds the contract authorized quantity. The quantity field in this transaction(DIC AX2) reflects the quantity that may be supplied. The quantity difference between the DIC AX1 and this transaction will not be supplied. (SOS to respond with reject status code DJ to contractor for the quantity difference.) (For use on DIC AX2.)
2S	Issue below established stock reservation levels is authorized. (To be used by service owners of SMCA managed conventional ammunition items only.)
2T	Deliver to the ultimate consignee by the SDD or RDD or cancel requirement.
2U	The MCA validation process has revealed that no valid contract is registered at the MCA. (Use if call order number/PIIN or MDN is not present or is present but no valid contract exists.) (SOS to respond with reject status code DB to contractor upon receipt of this code from the MCA.) (For use on DIC AX2.)
2V	The MCA validation process has revealed that the contract is valid; however, the requisitioned item, or requisitioner, or the DODAAC in rp 45-50, is not authorized GFM under the contract. (SOS to respond with reject status code DN to contractor.) (For use on DIC AX2.)
2W	Free issue of assets above the Approved Force Acquisition Objective (Fill or Kill). (Apply to MAP/Military Assistance Service Funded (MASF) requisitions only.)
21	Combination of advice codes 2L and 2T
22	Combination of advice codes 2C and 2L
23	Combination of advice codes 2L and 2G
24	Combination of advice codes 2B and 2G
25	Combination of advice codes 2A and 2F
26	Combination of advice codes 2B and 2L
27	Combination of advice codes 2D and 2L
28	Combination of advice codes 2N and 2L
29	Combination of advice codes 2D and 2G

Table C-29
Advice Codes—Continued

1. Requisition advice codes	
Code	Explanation
3B	Item being requisitioned is commercial type item.Unable to obtain item from commercial sources. Request quantity be supplied against FMS case shown in rp 48-50. (For use only by an FMS customer to the U.S. Army International Logistics Command;will not be carried to the supply activity.)
3C	Issue newest materiel with no less than 75 percent shelf life remaining. (Applies only to PWRMS, MPS, and other requirements (per paragraph 3-53c) requisitions submitted to DPSC-medical.
3D	Combination of advice codes 3C and 2L.
3E	Combination of advice codes 3C and 2B.
3F	Combination of advice codes 3C and 2D.
3G	Combination of advice codes 3C and 2J.
3H	Combination of advice codes 3C and 2C.
3J	Combination of advice codes 3C and 2T.
3Q	Requested item only will suffice. Do not substitute or interchange. Requisitioner will accept condition code E stock in a usable condition (ammunition stock only).
3T	Document has been edited by DAAS. Records show that NSN is correct and the activity identified in rp 4-6 is the managing ICP.
3U	The correct source of supply is in rp 4-6.Necessary action has been initiated to correct DIDS Source of Supply file. (For use on DIC FTC. FTE or FTF by the passing ICP.)
3V	Deliver to the ultimate consignee by the standard delivery date entered hereon or cancel requirement. Requisitioner will accept condition code E stock in a usable condition (ammunition stock only).
3W	Furnish exact quantity requested (i.e., do not adjust to unit pack quantity). Requisitioner will accept condition code E stock in a usable condition (ammunition stock only).
3X	Requisitioner will accept condition code E stock(ammunition stock only).
3Y	Do not substitute or backorder any unfilled quantities. Requisitioner will accept condition code E stock in a usable condition (ammunition stock only).
3Z	The quantity reflected in the quantity field exceeds normal demand; however, this is a confirmed valid requirement.Requisitioner will accept condition code E stock in a usable condition (ammunition stock only).
31	Combination of advice codes 2J and 2G
32	Combination of advice codes 2C and 2T
33	Combination of advice codes 2L and 2J
34	Requested item only will suffice. Do not substitute/interchange. Item required in one continuous length is expressed in rp 25-29 and unit of issue in rp 23-24. No other configuration is acceptable and/or multiples of the unit pack are not acceptable. (Combination of advice codes 2B and 2N).
39	Requested item only will suffice. Do not substitute/interchange. Item required in one continuous length as expressed in rp 25-29 and the unit of issue in rp 23-24.If requirement exceeds the unit pack length, multiples of the unit pack are acceptable. (Combination of advice codes 2B and 2P).
2. DRMS intransit control advice codes	
Code	Explanation
35	There is a quantity variance between the DRMO"receipt quantity" and the AS3.
36	A DRMO receipt exists for which a matching AS3 has not been received.
37	An AS3 has been received for which a matching DRMO receipt has not been received.
3. Return advice codes	
Code	Explanation
1N	Item being returned when supplied to support contingency plan requisitions.
1P	Return of materiel previously purchased by a customer to support DA-approved emergency requirements. The document number will be the same as the one on which the materiel was originally shipped to the returning activity.
1Q	Return of inventory temporarily in use. The document number will be the same as the one on which the materiel was originally shipped to the returning activity.
1R	Return of consigned inventory. The document number will be the same as the one on which the materiel was originally shipped to the returning activity.
1S	Return of Government-owned, returnable shipping containers (e.g., drums and cylinders). The document number will be the same as the one on which the materiel was originally shipped to the return activity.
1T	Return of improper shipment (e.g., items not ordered). The returning document number will be the same as the one on which the materiel was originally shipped to the returning activity.
1U	Return of materiel that contains hidden defects. The returning document number will be the same as the one on which the materiel was originally shipped to the returning activity.
1V	Return of creditable excess. Consignor will originate the returning document number. The finance and accounting officer(FAO) will use this number on the request for credit card.
1W	Return of noncreditable excess materiel. Consignor will originate the returning document number.
1X	Return of economically reparable materiel.Replacement is required. Consignor will originate the returning document number. If a creditable-type action, the FAO will use the same number on the request for credit card.
1Y	Frustrated cargo. The returning document number will be the same as the one on which the cargo was moved to the frustrating activity.
1Z	All other returns. Consignor will originate the returning document number.

Table C-30
Category Assignments of Status Codes

Record position		
65	66	alphabetic/alphabetic and alphabetic/numeric
B	A	For DLA, interservice and General Services Administration transactions, excluding excess transactions.
B	1	through Z (except I and 0)
C	A	through 9
C	1	through Z (except I and 0)
D	A	through 9
D	1	through Z (except I and 0)
D	1	through 9
S	A	For DLA, interservice and General Services Administration excess transactions.
S	1	through Z (except I and 0)
T	A	through 9
T	1	through Z (except I and 0)
T	1	through 9
A	A	*For intra-Army usage
A	1	through Z (except I and 0)
A	1	through 9
F	A	*For intra-Air Force usage
J	A	through Z (except I and 0)
F	1	through Z (except I and 0)
J	1	through 9
N	A	*For intra-Navy usage
R	A	through Z (except I and 0)
N	1	through Z (except I and 0)
R	1	through 9
M	A	*For intra-Marine Corps usage
M	1	through Z (except I and 0)
M	1	through 9
G	A	*For intra-GSA usage
G	1	through Z (except I and 0)
G	1	through 9
H	A	*For intra-DLA usage
H	1	through Z (except I and 0)
H	1	through 9

Legend for Table C-30:

Legend: *The codes assigned for DLA, interservice, and GSA transaction use will be recognized and used for intraservice transactions. They will not be duplicated within the service assignment latitude.

Table C-31
Status Codes

1. Requisition transaction status codes.

Code	Explanation
BA	Item being processed for release and shipment. The estimated shipping date (ESD) is contained in rp 70-73 when provided in response to a follow-up.
BB	Item back ordered against a due-in to stock. The estimated shipping, date for release of material to the customer is in rp 70-73.
BC	Item on original requisition that contains this document number has been back ordered. Long delay is expected and estimated shipping date is in rp 70-73. Item shown in the stock number field (or "Remarks" field if stock number field cannot accommodate the item number), that is not an automatic or coordinated substitute, can be furnished. The price of the substitute item is in rp 74-80. If desired, send a cancellation for the original requisition and send a new requisition for the offered substitute. Use a new document number and current Julian date.
BD	Requisition is delayed due to need to verify requirements relative to authorized application, item identification, or technical data. Requisition for GFM is delayed pending validation by either contracting MCA or between source of supply and MCA. See rp 4-6 to determine the activity performing the validation. Upon completion of review, additional status will be provided to indicate action taken.
BE	Depot or storage activity has a record of the MRO, but no supporting transaction or record of the action taken. (Depot or storage activity response to ICP request for MRO status, for use with DIC AE6 only.)

Table C-31
Status Codes—Continued

1. Requisition transaction status codes.

Code	Explanation
BF	No record of document for which follow-up (DIC AF...) or cancellation request (DIC AC.../AK...) submitted. Also used by a supply source to indicate no record of a GFM requisition for which a DIC AX2 transaction has been received. 1. If received in response to a cancellation request, later received requisitions (AO...) or other documents (AM..., AT...) with the same document number will be returned with BF status. Deobligate funds and, if the item is still required, submit a new requisition using new document number with a current Julian date. If requisitioning by a new document number, submit a cancellation request before fund deobligation to prevent potential duplicate shipment. 2. If received in response to a follow-up (AF...) request, the supply source will process later received documents (AO..., AM..., AT...) under regular MILSTRIP procedures in chapters 3 and 4. 3. When used in response to DRMS generated DIC AFX/AFZ follow-ups, this indicates that the shipping activity has no record of generating a DIC AS3 or of making a shipment to a DRMO under the document number in question and has not received a signed copy of DD Form 1348-1 (block 7) or DD Form 1348-1 Automated (block 22). 4. MCAs, contractors, Services/Agencies in receipt of status code BF will review for establishment of a valid GFM requisition. If a valid requisition exists, a DIC AT-transaction will be generated. Subsequent receipt of a valid requisition will be processed by the MCA/SOS, under procedures of chapter 16.
BG	One or more of the fields below have been changed: 1. Stock number (because of a formal catalog change). a. Requisitioned NSN has been replaced by or consolidated with the one in stock number field. b. NSN is assigned to part number that was requisitioned. c. FSC has changed but NIIN remains the same. Review NSN (FSC and NIIN) to insure that requisition being processed is for desired item. If NSN is not for desired item, send cancellation request to source of supply. d. FSC has changed but NIIN remains the same as expressed in original transaction. (Applies to DOD MILSTRAP DZ9 Status Notifications only.) 2. Unit of issue (because of a formal catalog change). 3. Requisitioned part number has been identified to or replaced by the part number shown in the stock number field. <i>Note.</i> Examine quantity and unit price because of the above changes. Revise appropriate records accordingly. Additional status will be provided by the supply source to show further action on this requisition.
BH	Service coordinated and approved substitute and interchangeable item identified in stock number field will be supplied. Examine unit of issue, quantity, and unit price fields for possible changes. Revise appropriate records accordingly. Additional status will be provided.
BJ	Quantity changed to conform to unit pack or because of allowable direct delivery contract variance. Adjust the due-in records accordingly. Unit of issue is not changed.
BK	Requisition data elements have been modified as requested. Examine data fields in this status document for current requisition data.
BL	Notice of Availability was sent to the CR or FF on date in rp 70-73.
BM	Document forwarded to activity shown in rp 67-69. Send all future transactions for this document number to that activity. (Also applies to DOD MILSTRAP DIC DZ9 status notification.)
BN	Requisition being processed as free issue. Signal and fund code fields corrected as noted. Adjust local fund obligation records.
BP	Requisition has been deferred per customer instructions. Estimated shipping date is in rp 70-73.
BQ	Canceled. Results from receipt of cancellation request from requisitioner, consignee, manager, or other authorized activity. Also applies to cancellation resulting from deleting an activity from the DODAAD. Deobligate funds, if applicable.
BR	Canceled. Requisitioning activity authorized cancellation in response to MOV request furnished by processing point.
BS	Canceled. Requisitioning activity failed to respond to MOV request from processing point.
BT	Requisition has been received and will be processed for attempted release and shipment from stock to meet your RDD. Further status will be provided based on asset availability at the time of release processing. (Applies to subsistence only.)
BU	Item being supplied against the FMS case designator shown in rp 48-50; Grant Aid Program and record control number shown in rp 46-50. This document is a duplicate of the requisition prepared by the U.S. Military Service.
BV	Item procured and is on contract for direct shipment to consignee. The contract shipping date is in rp 70-73. Cancellation, if requested, may result in billing for contract termination and transportation costs, if applicable.
BW	FMS/Grant Aid requisition that contains this document number has been received by the ILCO and sent to the supply system. A current ESD is not presently available but will be provided by later status transactions. (May be used by ILCOs to acknowledge requisition receipt or to reply to follow-ups when ESDs are not available.)
BX	Reserved for Air Force/DEPRA interface.
BY	Depot or storage has previously denied the MRO by DIC A6... (Depot or storage activity response to ICP request for MRO status, for use with DIC AE6 only).
BZ	Requisition is being processed for direct delivery procurement. Upon completion of necessary procurement action, additional status will be provided to indicate action taken. The estimated shipping date (ESD) is in rp 70-73.
B1	Assets not currently available. Requisition will be retained by DRMS for 60 days from date of receipt awaiting possible arrival of assets (DRMS use only).
B2	Status of supply or procurement action precludes requested modification.
B3	The RAD in the original requisition is unrealistic. The date in rp 70-73 is when the material will be available.
B4	Canceled. Results from receipt of cancellation requests from requisitioner, consignee, manager, or other authorized activity. Do not deobligate funds. Materiel or contract termination charges will be billed.
B5	The activity identified by the code in rp 4-6 has the follow-up request. Action to determine current status and to improve the ESD is being attempted. Further status will be furnished.
B6	The materiel applicable to the requisition requested for cancellation has been diverted to an alternate consignee.
B7	Unit price change. The latest unit price for the item identified by the stock or part number in rp 8-22 is shown in rp 74-80.
B8	Quantity requested to be canceled not accomplished.
B9	The activity identified by the code in rp 4-6 is in receipt of cancellation request. To cancel the demand or to divert the applicable shipment is being attempted. Do not deobligate funds or delete dues-in. Advice of final action will be furnished in later status transactions.
DS	Requisition received for an item for which your Service is not a registered user. Issue action is being processed. Request action be taken to register your Service as a user following procedures outlined in DOD 4100.39-M (reference (pp)).

Table C-31
Status Codes—Continued

1. Requisition transaction status codes.

Code	Explanation
2. Requisition rejection status codes	
Code	Explanation
CA	Rejected. (1) Initial provision of this status will be by narrative teletype message. Also send to Director, LOGSA, ATTN:AMXLS-RSL, Redstone Arsenal, AL 35898-7466. Include the reasons for rejection. (2) When provided in response to a follow-up, send this status via AUTODIN. Do not include reasons for rejection. When received in response to a follow-up, authorized status recipients may request the reasons for rejection off-line (by mail, message, or telephone) if the initial narrative message containing the reasons for rejection cannot be located. (3) This code will not be used when other status or reject codes have been established to convey a specific condition.
CB	Rejected. Initial requisition requested rejection of that quantity not available for immediate release or not available by the SDD,RDD, or within the RDP(conventional ammunition only). Quantity field indicates quantity not filled.
CC	Nonconsumable item. Your Service is not a registered user. Submit your requisition to your Service ICP for registration action.
CD	Rejected. Unable to process because of errors in the quantity, date, or serial number fields. (1) If received in response to a requisition and the materiel is still needed, send a new requisition (note) with correct data field entries. (2) If received in response to a cancellation request and materiel is not needed, send a new cancellation request with a valid quantity entry.
CE	Rejected. Unit of issue in original requisition, shown in rp 23-24, does not agree with ICP unit of issue and cannot be converted. If still needed, send a new requisition (note) with correct unit of issue and quantity. Supply source will enter the correct unit of issue in cc79-80 of Supply Status Transactions.
CG	Rejected. Cannot identify requested item. Send a new requisition (note) and furnish correct NSN or part number. If correct NSN or part number is unknown or if part number is correct, send a new requisition (note), using DD Form 1348-6. Furnish as much data as is available. Authorized activities may submit SF 344 (paras B-9 and B-13).
CH	Rejected. Requisition sent to incorrect single manager, technical service, distribution depot, or Management Control Activity (MCA) and correct source or MCA cannot be determined. Search for correct source or MCA and submit a new requisition (note).
CJ	Rejected. (1) Item coded (or being coded) "obsolete" or "inactivated." Item in stock number field, if different from item requisitioned, can be furnished as a substitute. Unit price of the substitute item is in rp 74-80. (2) If offered substitute is desired, send a new requisition(note) with that item stock number. (3) If only original item is desired, send a new requisition(note) for procurement on DD Form 1348-6 (para B-9).Authorized activities may submit SF 344 (para B-13). Cite advice code 2B. Furnish technical data (e.g., end item usage, component, make, model, series, serial number, drawing, piece and part number, manual reference, and applicable publication). (4) DOD MILSTRAP DTA asset support request submitted for obsolete or inactive NSN that cannot be supported. (Applies to DOD MILSTRAP DZG transaction rejects only.)
CK	Rejected. Cannot procure. No substitute or interchangeable item available. Returned for supply by local issue of components, kit, or next higher assembly. Suggest fabrication or cannibalization. If not available, send a new requisition (note 1) for components, kit or next higher assembly.
CL	Rejected. Contractor's requisition or related transaction is to be processed initially by an MCA.Transaction entries indicate direct submission. Research for correct MCA and submit a new document. DAAS will provide this status via DIC AX2, in lieu of DIC AE_,to the SOS if a DIC AX1 does not contain a valid MCA RIC in rp 74-76, or distribution code in rp 54.)(See chapter 16.)
CM	Rejected. Item is not or is no longer free issue. Submit a new funded requisition (note) with signal code other than D or M.
CN	Nonconsumable item. Your Service does not receive requisition support on this item or your requirement is a nonrecurring demand which cannot be satisfied. Support will be provided upon submission of a MIPR by your Service ICP.
CP	Rejected. Source of supply is local manufacture, fabrication, or procurement. If item cannot be manufactured or fabricated locally, or activity lacks procurement authority/capability, submit a new requisition with advice code 2A.
CQ	Rejected. Item requested is command or service regulated or controlled. Submit new requisition (note)through appropriate channels.
CR	Rejected. Invalid DIC for a GFM transaction. (See chapter 16.)
CS	Rejected. Amount requisitioned is suspect of error or is excessive. Partial quantity being supplied.Quantity field in this transaction shows quantity rejected. If requirement still exists, send a new requisition for the required quantity using advice code 2L (a above).
CT	Rejected. FMS requisition contains a"U" or "V" in rp 35 and the entry in rp 72 is incorrect or blank. Review records and resubmit with a new document number and a correct CLPSC in rp 72.
CU	Rejected. Unable to procure item requested. Item is no longer produced by any known source and attempts to obtain item have failed. Item in stock number field can be furnished as a substitute. Unit price of the substitute item is in rp 74-80. (if offered substitute is desired, submit a new requisition (note) with substitute stock number.)
CV	Rejected. Item requisitioned too early. The effective date for requisitioning is in rp 70-73.
CW	Rejected. Item not available or is nonmailable and transportation costs are excessive. Local procurement is granted for this requisition only. If item cannot be locally procured, send a new requisition (note) using advice code 2A(a above).
CX	Rejected. Unable to identify the"ship to" address as designated by the signal code, or the signal code is invalid. If still required, submit a new requisition (note) with valid data field entries. Note:Intra-Army. Failure of DICs AO_, A3_, A4_ AM_, or AT_to pass the DAAS edits of paragraph 14-13g will result in a DIC AE9 transaction with a reject status code CX to the requisitioner.
CY	Rejected. Unable to procure item requested. Item is no longer produced by any known source and attempts to obtain item have failed. If requirement still exists, contact appropriate Service/Agency technical organization for assistance or if substitute item is known, requisition that item.
CZ	Rejected. Subsistence item not available for resale. Reserved for troop issue only.
C1	Rejected. Requested item is not available nationally. Do not requisition until advised by the activity in rp 4-6. (Applies to subsistence commodity only.)
C2	Rejected. ILP funds are not available to process this requisition. (This code will be used between ILCO and Security Assistance Control Offices and requisitioners only.)
C3	Rejected. Applies to subsistence only. Vendor cannot make delivery during shipping period.
C4	Rejected. Applies to subsistence only. Item is seasonal and not available for delivery during current shipping period.
C5	Rejected. Requisitioner, on inspection of materiel located in the DRMO activity, rejected acceptance due to condition of materiel or unacceptable substitute and incorrectly identified materiel. This status code is generated by the DRMO and sent to the proper status recipients.

Table C-31
Status Codes—Continued

1. Requisition transaction status codes.

Code	Explanation
C6	<i>Rejected.</i> Requisition is for commercial type item that is not authorized for supply under the FMS program. If unable to obtain desired item from commercial sources, send a new requisition (note) that contains advice code 3B (a above) after obtaining approval from the U.S. Service implementing the case.
C7	<i>Rejected.</i> DIC shows this is a remarks or exception data document. Supply source has no record of receipt of remarks or exception data. If needed, send a new requisition (note).
C8	<i>Rejected.</i> Vendor will not accept orders for less than the quantity shown in rp 76–80. If the need still exists, send a new requisition (note) for an amount not less than shown in rp 76–80.
C9	<i>Rejected.</i> Applies to subsistence only. Amount in rp 25–29 canceled due to nonavailability during shipping period. If required in later shipping period, send a new requisition (note).
DA	<i>Rejected.</i> Source of supply is direct ordering from the Federal Supply Schedule identified by number in rp 76–80 (rp 76–77 group, rp 78–79 part, rp 80 section). If activity lacks procurement authority, submit a new requisition (note) with advice code 2A.
DB	<i>Rejected.</i> No valid contract registered at MCA.
DC	Processing of your CLSSA termination/drawdown requisition (CLPSC: A, B, C, or D) has resulted in the quantity in rp 25–29 being absorbed by the IMM/ICP. Credit action for this quantity is in process. Disposition on any remaining quantity will be communicated by separate status transaction.
DD	Processing of your CLSSA termination/drawdown requisition (CLPSC: C or D) has resulted in the quantity in rp 25–29 not being absorbed by the IMM/ICP. This quantity will not be delivered. Disposition of materiel will be per appropriate Service/Agency regulations. Billing action for this quantity is in process. Status on any remaining quantity will be communicated by a separate transaction.
DE	<i>Canceled.</i> Although shipment status (DIC AS3) was sent, no shipment was made. (For use in controlling shipments intransit to disposal only. May be used in response to DIG AFX/AFZ with advice code 37.)
DF	Terminate intransit control processing. A copy of the signed receipt (block 7 of the DD Form 1348–1 or block 22 of the DD Form 1348–1 Automated) is not available, but investigation indicates that property was removed from the storage area and cannot be located. Further research is being conducted with Service/Agency channels. (For use in controlling shipments intransit to disposal only.)
DG	Shipment confirmed. The quantity in the DIC AS3 document was the quantity shipped. A signed copy of the DD Form 1348–1 (block 7) or DD Form 1348–1 Automated (block 22), acknowledging DRMO receipt of that quantity is on file. DRMS action required to resolve apparent discrepancy. (For use in controlling shipments intransit to disposal only.) May be used only in response to DIC AFX or AFZ with advice code 35 or 37.)
DH	Terminate intransit control processing. A signed copy of DD Form 1348–1 (block 7) or DD Form 1348–1 Automated (block 22) acknowledging receipt is on file. The quantity in DD Form 1348–1 or DD Form 1348–1 Automated is different from that in the original AS3. The quantity acknowledged in the DD Form 1348–1 or DD Form 1348–1 Automated is included in the quantity field. Further research on the quantity discrepancy is being conducted within Service/Agency channels. (For use on controlling shipments intransit to disposal only. May be used only in response to DIC AFX or AFZ with advice code 35 or 37.)
DJ	<i>Rejected.</i> GFM quantity requisitioned partially exceeds the contract authorized quantity. The quantity that exceeds the authorized quantity will not be supplied. Quantity in this transaction has been adjusted to reflect the authorized quantity.
DK	<i>Rejected.</i> Your DIC APR document requesting reinstatement was received over 60 days after generation of the DIC AE_ document containing status code BS.
DL	<i>Rejected.</i> Your DIC APR document requesting reinstatement has been received. There is not record of a DIC AE_ document containing status code BS.
DM	<i>Rejected.</i> Your DIC APR document requesting reinstatement has been received. Your DIC APR document requested reinstatement of a quantity larger than that which was cancelled by the DIC AE_ document containing status code BS. The quantity cancelled is shown in rp 25–29.
DN	<i>Rejected.</i> A valid contract is recorded at the MCA. However, the requisitioned item, or requisitioner, or DODAAC in rp 45–50 is not authorized GFM under the contract.
DQ	<i>Rejected.</i> GFM quantity requisitioned totally exceeds the contract authorized quantity. The total requisitioned quantity is rejected.
DR	<i>Rejected.</i> The MCA, for the contract indicated by the requisition, failed to respond or provide a valid response to an NIPC GFM validation request (DIC AX1).
D1	<i>Canceled.</i> Requisition was retained for 60 days. Requested asset did not become available. Quantity field indicates quantity not filled (DRMS use only).
D2	<i>Rejected.</i> Item requested is Brand Name Resale and is in short supply. (Applies to subsistence commodity only.)
D3	<i>Rejected.</i> Requesting activity did not respond to supply source request for additional information.
D4	<i>Canceled.</i> Applies only to subsistence items. Quantity in rp 25–29 canceled. Your requisition quantity, together with all other requisitions received this cycle for the specified port or depot, does not meet the contractor's minimum order quantity.
D5	<i>Rejected.</i> Item requested is Nuclear Reactor Plant materiel authorized for issue only to Nuclear Reactor Plant activities and support facilities. A similar item may be available under a different NSN. If unable to identify the non-nuclear NSN, submit a new requisition providing complete technical data (i.e., APL/AEL, end use equipment, CAGE FCSM, part number, drawing and piece number, nameplate data, etc.) and remarks indicating "non-nuclear" application.
D6	<i>Rejected.</i> Manually prepared requisition contains unauthorized exception data.
D7	Requisition modifier rejected because of errors in one or more data elements.
D8	<i>Rejected.</i> Requisition is for controlled substance/item and requisitioner and/or "Ship To" address is not authorized recipient. Submit a new requisition (note) on a DD Form 1348–6 furnishing intended application and complete justification for the item. (Note: <i>Intra-Army</i> . Requisitions for RICC 8 (SIMS-X) items will be rejected when requisitioner is identified as an asset reporter and serviceable quantity on hand exceeds requisition objective (RO). (See AR 710–1 for SIMS-X procedures.)

3. Intra-Army status codes

Code	Explanation
A1	Sensitive/controlled assets are retained/reserved pending receipt of release instructions from the Fielding Command (FC). (For use in Total Package Fielding (TPF). Quantity field reflects availability of assets which because of special handling or storage requirements will remain in assigned storage until instructions are issued by the FC for the release of the fielding package.)
A2	<i>Rejected.</i> No shortage. Assets reported through CBS-X as on-hand and/or intransit are equal to or greater than DA approved TAADS authorization for LIN requested, or no TAADS authorization exists.

Table C-31
Status Codes—Continued

1. Requisition transaction status codes.

Code	Explanation
A3	<i>Rejected.</i> Existing backorder. Partial or total quantity requested is on backorder with commodity manager under different document number. Quantity field shows amount rejected. Requisitioner should review his due-in status file.
A4	<i>Rejected.</i> Excessive quantity. Quantity requested exceeds authorized shortage in current REQ-VAL. Quantity field shows amount rejected.
A5	<i>Rejected.</i> Invalid claimant. Unable to identify requisitioner, supplementary address or project code. If still required, submit a new requisition with valid data field entries.
A6	<i>Rejected.</i> No valid shortage. Replacement requisition on backorder longer than 12 months.
A7	<i>Rejected.</i> Item being provided under Total Package Fielding (TPF).

4. Excess transaction status codes.

Code	Explanation
TA	Creditable return. Credit will be granted for quantity shown in rp 25-29. Ship materiel to activity in rp 54-56. (Use on DIC FTR or FT6.)
TB	Noncreditable return. Return quantity shown in rp 25-29 to activity indicated in rp 54-56. (Use on DIC FTR or FT6.)
TC	Not returnable. Quantity shown in rp 25-29 is excess to authorized retention levels. Army users will process reported materiel for turn-in to DRMO. (Use on DIC FTR.)
TD	Not returnable. (1) Special instructions for disposition are stated in the remarks field. (Continued on reverse side of transaction as necessary.) In this case, the status transaction will be mailed. This code will not be used when other status codes have been established to convey applicable status. (2) When because of security reasons, or space limitations, instructions will be furnished by separate media referring to pertinent document numbers. In this case, the remarks blocks will be left blank and TD status transactions may be transmitted electrically. (Use on DIC FTR.)
TF	Materiel received. Status being investigated. (Use on DIC FTR.)
TH	Credit will be granted for quantity shown in rp 25-29. Stock number and unit of issue changed as shown in rp 8-22 and rp 23-24. The quantity field (rp 25-29) is adjusted as required. Examine unit of issue and quantity fields for possible changes. Ship materiel to activity shown in rp 54-56. (Use on DIC FTR or FT6.)
TJ	Noncreditable return. Stock number and unit of issue changed as shown in rp 8-22 and rp 23-24. Examine unit of issue and quantity fields for possible changes. Return quantity in rp 25-29 to activity shown in rp 54-56. (Use on DIC FTR or FT6.)
TK	Not returnable. Stock number and/or unit of issue changed as designated in rp 8-22 and/or rp 23-24. Quantity shown in rp 25-29 is excess to authorized retention levels. Examine unit of issue and quantity fields for possible changes. Further processing must be in accordance with appropriate Service/Agency regulations. (Use on DIC FTR.)
TL	Materiel received. (Use on DIC FTZ.) (1) No credit allowed as item received was other than that authorized for return. (2) No credit allowed as item received was not an automatic return item (ARI). (intra-Army use only.) (3) No credit allowed. Item is an automatic return item; however, the item is in a long supply position. (Intra-Army use only.)
TM	Materiel received. No credit or reduced credit allowed as condition received was less than reported. Condition of materiel received is shown in rp 71. (Use on DIC FTZ.)
TN	Materiel received. Credit authorized for quantity in rp 25-29. (Use on DIC FTZ.)
TP	Materiel not received within prescribed timeframe. Credit authorization is canceled. (Use on DIC FTZ.)
TQ	Materiel received. Non-creditable return as indicated in reply to report of excess. (Use on DIC FTZ.)
TR	FTE received and in process. Reply will be by date shown in rp 70-73. (Use on DIC FTD.)
TT	Materiel received and in process of inspection and classification. DIC FTZ will be provided on completion (reply to DIC FTT). (Use on DIC FTR.)
TU	Materiel not received. (Reply to DIC FTT and DIC FTP.) (Use on DIC FTR and DIC FTB.)
TV	Materiel not received within prescribed time frame. Non-creditable return authorization is canceled. (Use on DIC FTZ.)
TW	MILSBILLS. Credit in process. Financial transaction is forthcoming (reply to DIC FTP). (Use on DIC FTB.)
TX	MILSBILLS. Financial transaction accomplished. Bill number of credit transaction is in rp 76-80 (reply to DIC FTP). (Use on DIC FTB.)
TY	MILSBILLS. DIC FTZ generated on document number cited showed no credit authorized for return (reply to DIC FTP). (Use on DIC FTB.)
TZ	Your excess customer report has been changed by the DAAS facility identified in rp 4-6. Examine rp 8-22 for possible change in FSC, NSN, or part number conversion to an NSN if original report of excess document was DIC FTG. Also, examine cc 67-69 to determine if the document has been routed to another activity. (Use on DIC FTQ.)
T1	Materiel received. No credit allowed because the stock number was changed from a stock fund to an appropriation-financed item. For intra-Service use only. (Use on DIC-FTZ.)
T3	DIC FTM has been received. Materiel has not been received. Materiel should be shipped, tracer action initiated or DIC FTC submitted, as appropriate. (Use on DIC FT6.)
T4	Materiel not returnable. Quantity shown in rp 25-29 is excess IPE and must be reported to DIPEC (SE 4300)(DSAM 4125.1, AR 700-43, NAVSUP PUB 5009, AFM 78-9.)
T6	FTE document has been routed to the activity shown in rp 67-69. Send all future DIC FT... documents to that activity. (Use on DIC FTR.)
T7	FSC as been changed by the ICP in rp 4-6. (Use on DIC FTR.)
T9	Part number cannot be converted to an established NSN by DAAS. If applicable, report the item to the wholesale source of supply via DIC FTE with a new document number (see reporting criteria in paragraph 7-5). Otherwise, disposal action is authorized. (Use on DIC FTQ.)

5. Excess transaction rejection status codes.

Code	Explanation
------	-------------

Table C-31
Status Codes—Continued

1. Requisition transaction status codes.

Code	Explanation
SA	<i>Rejected.</i> If appropriate, resubmit with exception information as required by instructions issued separately by applicable ICP/IMM. (Assign a new document number if a new excess report is submitted.) (Use on DIC FTR.)
SB	<i>Rejected.</i> Report garbled, incomplete. Correction cannot be determined. Review entire contents, correct, and resubmit if appropriate. (Assign a new document number if a new excess report is submitted.) (Use on DIC FTR.)
SC	<i>Rejected.</i> ICP/IMM of the reported item cannot be determined. Research records and, if applicable, resubmit citing correct stock number. (Assign a new document number if a new excess report is submitted.) If NSN is GSA managed, item is nonstocked, disposition is authorized in accordance with local directives. (Use on DIC FTR.)
SD	<i>Rejected.</i> NSN not identifiable. Correction cannot be determined. Review, correct, and resubmit if appropriate. (Assign a new document number if a new excess report is submitted.) (Use on DIC FTR.)
SF	<i>Rejected.</i> Item not in authorized condition to be reported or condition code cannot be identified. Materiel should be screened for correct condition code and new DIC FTE submitted; or, if not reportable, dispose of in accordance with current procedures. (Assign a new document number if a new excess report is submitted.) (Use on DIC FTR.)
SG	<i>Rejected.</i> This report is a duplicate of a previously received report. Research excess records to determine if this transaction was previously rejected with an "S" series reject code. If so, resubmit a new excess report with a new document number. Otherwise, no action is required. (Use on DIC FTR.)
SH	<i>Rejected.</i> Unit of issue is wrong and cannot be converted or corrected. (Assign a new document number if a new excess report is submitted.) (Use on DIC FTR.)
SJ	<i>Rejected.</i> Signal code is wrong. (Use on DIC FTR.)
SK	<i>Rejected.</i> Signal code requires compatible fund code. (Assign a new document number if a new excess report is submitted. (Use on DIC FTR.)
SL	<i>Rejected.</i> Dollar value of reported excess is less than the minimum prescribed. (Assign a new document number if a new excess report is submitted.) (Use on DIC FTR.) (This code is not used by Army. See paragraph 7-3a.)
SM	<i>Rejected.</i> Stock balance shows disposal is appropriate; however, item is in process of being moved and further action is deferred until date shows in rp 70-73. If still in excess position after that date, resubmit to proper inventory manager. (Assign a new document number if a new excess report is submitted.) (Use on DIC FTR.)
SN	<i>Rejected.</i> Materiel reported not authorized for return. Army users will process reported materiel for turn-in to DRMO. (Use on DIC FTR.)
SP	<i>Rejected.</i> Item reported as excess has also been requisitioned by the reporting activity (rp 30-35), or has been requisitioned by another activity for shipment to the reporting activity (reporting activity in rp 45-50). A DIC FTC has been generated by DEPRA to the ICP. (For use with DIC FTR generated by DEPRA only.)
SQ	<i>Rejected.</i> Reported NSN is master item number (i.e., all makes and models) used for reference purpose only. Review records and resubmit with new document number(s), citing appropriate NSN(s) for the specific item(s) being reported. (Use on DIC FTR.)

6. SIMS-X referral order rejection status.

1R	<i>Rejected.</i> Returned to ICP (MRC) for supply. Result of commander's right not to release assets.
1S	<i>Rejected.</i> Returned to ICP (MRC) for supply. Sufficient quantity not available to fill request. Quantity field, rp 25-29, contains the unfilled amount.

7. Reply to logistic transfer and decapitalization follow-up codes.

Code	Explanation
AA	No assets are available for transfer.
AB	DEE/DEF logistic transfer/decapitalization transactions and DD ... /DF.. due-in transactions (provided that due-in existed) were previously submitted. Duplicate transactions will be submitted.
AC	DEE/DEF Logistic Transfer/Decapitalization transactions will be submitted.
AD	No assets are available for transfer but dues-in exist. Due-in transactions will be submitted.

8. Asset transfer status codes.

Code	Explanation
AA	No assets are available for transfer. (Applies to DLB.) No record of due-in; cancel memorandum due-in record. (Applies to DLD or DLF.)
AB	DEE/ DEF Logistics Transfer/Decapitalization transactions and DD ... /DF.. due-in transactions (provided due-in existed) were previously submitted. LIM will submit duplicate transactions. (Applies to DLB.) Due-in (full or partial quantity) has been received. LIM will provide duplicate DEE/DEF logistics transfer/decapitalization transactions and D4X/D6X memorandum receipt transactions. (Applies to DLD and DLF.)
AC	DEE/DEF Logistics Transfer/Decapitalization transactions will be submitted. (Applies to DLB.)
AD	No assets are available for transfer but dues-in exist. Due-in transactions will be submitted. (Applies to DLB.) Delinquent due in exists. Routine follow-up action being taken by the LIM. (Applies to DLD and DLF.)
AE	Additional due-in available for transfer. LIM will provide memorandum due-in. (Applies to DLF when additional due in is available for transfer or when no DLE was received.)
AF	Change to estimated delivery date. Revised delivery date is provided. (Applies to DLD and DLF.)
AG	Original due-in transaction has been reversed (i.e., canceled). Cancel delinquent due-in. (Applies to DLD or DLF)
AH	Original preaward procurement due in has been awarded on a contract. LIM will submit DDX reversal for the preaward due in and a new DDX with contract number, quantity, EDD, etc. (Applies to DLD or DLF.)
AI	Contract delivery action is complete. LIM will submit DDX reversal for the portion of the due-in quantity not received. (Applies to DLD or DLF.)
AJ	Materiel pending litigation or returned to contractor. GIM will retain due-in pending resolution by ACO. (Applies to DLD or DLF.)

Table C-31
Status Codes—Continued

1. Requisition transaction status codes.

Code	Explanation
AK	Invalid due-in. Original due-in transaction will be reversed (i.e., canceled). (Applies to DLD or DLF.)

Notes:

Submit a new requisition using a new document number with a current Julian date.

Table C-32
Asset Status and Transaction Report Codes

Code	Explanation
A	Start transaction reporting on the date shown in rp 23-26 as they are processed. Transaction reporting will be preceded by submission of an asset status report (DIC DZF) that contains the ending balances for the previous day.
B	Start transaction reporting plus daily asset status reporting (DIC DZF) on the date shown in rp 23-26.
C	Start daily asset status reporting (DIC DZF) on the date shown in rp 23-26.
D	Start monthly asset status reporting (DIC DZF) on the date shown in rp 23-26.
E	End reporting on the date shown in rp 23-26.
F	Change type of reporting to transaction reporting (code A above) on the date shown in rp 23-26.
G	Change type of reporting to transaction reporting plus daily asset status reporting (code B above) on the date shown in rp 23-26.
H	Change type of reporting to daily asset status reporting (code C above) on the date shown in rp 23-26.
J	Change type of reporting to monthly asset status reporting (code D above) on the date shown in rp 23-26.
K	Start transaction reporting as soon as possible. Transaction reporting will be preceded by submission of an asset status report (DIC DZF) that contains the ending balances for the previous day.
L	Start transaction reporting plus asset reporting (DIC DZF) as soon as possible.
M	Start daily asset status reporting (DIC DZF) as soon as possible.
N thru Y	Reserved for future assignment by DOD.
Z	One time asset status report is requested or furnished. The date the report is needed is entered in rp 23-26.
1	Start monthly asset status reporting (DIC DZA) on the date shown in rp 23-26. (Use on DIC DZE.)
2	Start quarterly asset status reporting (DIC DZA) on the date shown in rp 23-26. (Use on DIC DZE.)
3	One time asset status report (DIC DZA) is requested. The date the report is needed is in rp 23-26. (Use on DIC DZE.)
4	End asset status reporting (DIC DZA) on the date shown in rp 23-26. (Use on DIC DZE.)
0	Start daily asset status reporting (DIC DZA) on the date shown in rp 23-26. Reporting will be on an exception basis on change of DIC DZA data elements. (Use on DIC DZE.)
5 thru 9	Reserved for intraservice or agency use.

Table C-33
ADPE Identification Codes

Code	Explanation
0	Represents items with no ADP components. <i>Note:</i> Codes 1 through 6 are only to be used when the item is ADPE in its entirety and is limited to the type meeting only one of the definitions for codes 1 through 6 (see code 9).
1	<i>Analog CPUs, ADP Central Processing Units for Computers Analog.</i> Represents only CPUs that accept as input the electrical equivalent of physical conditions such as flow, temperature, pressure, angular position, or voltage and perform computations by manipulating these electrical equivalents to produce results for further use. <i>Note:</i> An analog is a representation of one form of a physical condition existing in another form (e.g., the level of mercury in a tube represents temperature in a thermometer; the angular position of a needle represents speed on a speedometer). Excludes CPUs that have both analog and digital capability. (See code 3.)
2	<i>Digital CPUs, ADP Central Processing Units for Computers.</i> Represents only CPUs that accept information represented by digital impulses. Specifically, a device capable of performing sequences of arithmetic and logic operations (a program) not only on data but also on the program that is contained in its internal memory (storage) without intervention of an operator. <i>Note:</i> Digital refers to the representation of discrete numbers, symbols, and alphabetic characters by a predetermined, coded combination of electrical impulses. Excludes CPUs that have both analog and digital capability. (See code 3.)
3	<i>Hybrid CPUs, ADP Central Processing Units for Computers.</i> Represents only CPUs that have a combination of analog and digital capability as defined in codes 1 and 2, respectively, and that have conversion capability required for intercommunication.
4	<i>ADP Input/Output and Storage Devices Used to Control and Transfer Information to and from a CPU.</i> The input device is used for transferring data and instructions into a CPU. The output device is used to transfer results to processing by the CPU onto printed forms or magnetic media. Input or output devices combine the above functions in the same device. This class also includes data transmission terminals, batch terminals, and display terminals that are specially designed or modified to be used in connection with digital, analog, or hybrid CPUs. It includes modems when they are integral to the terminal. It also includes storage devices in which data can be inserted, retained, and retrieved for later use.
5	<i>ADP Accessorial Equipment.</i> Represents accessorial equipment that is considered to be a component, device, or unit that is related directly to and essential in the operation of ADPE. Included in this class are complete units and components of related general purpose accessorial equipment that are used as part of system such as weapon system, control system, missile system, communication system, or navigational system. It also encompasses various units or devices and associated control units that are used with the ADPE configuration but are not part of the configuration itself.
6	<i>Punched Card Equipment.</i> Represents collating machines, keypunch machines, tabulating machines, verifier, reproducer, summary punch, sorter, interpreter. <i>Note:</i> Card-actuated machines when cable connected to a central processing unit are excluded.

Table C-33
ADPE Identification Codes—Continued

Code	Explanation
7	<i>ADP Supplies and Support Equipment.</i> Represents consumable supplies, such as paper, tabulating machine, continuous flat fold; paper, tabulating machine, sheet; seal bands, tape, ADP; empty reels and hubs, tape, ADP; canisters, tape, ADP; carrying cases, tape, ADP. Also included are support equipment's such as magnetic tape testing, certifying and cleaning equipment; disk pack testing, certifying, and cleaning equipment; tape equipment, winders, splicers, and card reconditioners.
8	<i>ADP Components</i> Represents ADP component assemblies that are parts of analog, digital, or hybrid data processing devices.
9	To be assigned to an item containing embedded ADPE that meets one or more of the definitions for codes 1 through 6.

Table C-36
Error Classification Codes (second position)

Code	Legend	Definition	Applicable Operation Codes									
			1	2	3	4	5	6	7	8		
A	System/program error	Accountable/custodial record was not correctly updated by a valid transaction because system failed or program contained a logic error.										X
B	Document not posted	Physical processing was completed but transaction update of the accountable/custodial record was not effected.	X	X	X		X				X	
C	Source document error	Error in the source document NSN, quantity, unit of issue, condition, type of pack, lot number, ownership/purpose, or location (routing identifier code) caused erroneous update of accountable/custodial record.	X	X	X		X		X		X	
D	Data entry error	Input transaction did not match source document NSN, quantity, unit of issue, condition, type of pack, lot number, ownership/purpose, or location (routing identifier code) and caused erroneous update of the accountable/custodial record.	X	X	X	X	X		X		X	
E	Rejected document not posted	Transaction was rejected during processing and was not reinput to update the accountable/custodial record.	X	X	X	X	X		X		X	
F	Duplicate document posted	Same transaction updated the accountable/custodial record more than once.	X	X	X		X					
G	Reversal document not posted	Accountable/custodial record was updated by a transaction processed to completion, and required transaction reversal was not processed.	X	X	X		X					
H	Erroneous reversal posted	Prior action to reverse a transaction which updated the accountable/custodial record was taken in error.	X	X	X		X					
I	Not assigned											
J	Misidentified/mixed materiel	Assets in storage location were identified by incorrect/multiple stock number, unit of issue, supply condition, shelf-life, type of pack, lot number, or ownership/purpose.	X						X		X	
K	Duplicate physical processing	Transaction updated the accountable/custodial record once but materiel physically processed more than once.		X								
L	Wrong materiel selected	Materiel selected did not match transaction which updated the accountable/custodial record (i.e., wrong stock number, quantity, unit of issue, condition, type of pack, lot, ownership/purpose, or location was physically selected).		X								
M	Materiel selected from wrong location	Storage location from which materiel was selected did not match storage location cited in the transaction.		X					X			
N	Physical processing not complete	Transaction updated the accountable/custodial record but physical processing of materiel was not completed.		X		X			X			
O	Not assigned											
P	Erroneous denial	Denial processed in error. Materiel found after denial was submitted.		X								
Q	Materiel not stored/stored incorrectly	Materiel was not stored in finite location or placed in finite location when processing the storage transaction.	X						X			
R	Infloat document control error	Erroneous data posted to the accountable/custodial record because infloat documents were not considered or were not available.	X		X				X			
S	Erroneous count	Materiel incorrectly counted.	X	X	X				X			
T	Erroneous adjustment posted	Prior action to adjust the accountable/custodial record was taken in error.			X							
U	Catalog change not posted	Transaction resulted in erroneous update of the accountable/custodial record because accountable/custodial record was not updated by cataloging data change transaction.				X						
V	Erroneous cataloging change posted	Erroneous data posted to accountable/custodial record due to error in catalog change transaction (e.g., wrong unit of issue to or from, etc.).				X						
W	Bin tag/locator label error	Bin tag/locator label missing, incomplete, or reflected erroneous data for assets in storage location.				X			X		X	
X	Theft	Inventory adjustment attributed to probable theft.										X
Y	No conclusive findings	Cause for the inventory discrepancy could not be determined.										X
Z	Not assigned	Reserved for future assignment by DoD.										

Table C-36
Error Classification Codes (second position)—Continued

Code	Legend	Definition	Applicable Operation Codes						
0-9	Not assigned	Reserved for future assignment by DoD.							

Table C-38
Supply Condition Codes

Code	Title	Explanation
A	Serviceable (Issuable without qualification).	New, used, repaired, or reconditioned materiel that is serviceable and issuable to all customers without limitation or restriction. Includes materiel with more than 6 months' shelf life remaining (*For Army, level of preservation and packaging is not a restriction for issue.)
B	Serviceable (Issuable with qualification)	New, used, repaired, or reconditioned materiel that is serviceable and issuable for its intended purpose; however, it is restricted from issue to specific units, activities, or geographical areas by reason of its limited usefulness or short service life expectancy. Includes materiel with 3 through 6 months' shelf life remaining. (*For Army, the manager will not include the level of preservation and packaging as part of the restriction for issue. The item manager will preserve the limits of usefulness or criteria for determining short shelf life. This will be by specific commodity or by item for inclusion within this code.)
C	Serviceable (Priority Issue)	Items that are serviceable and issuable to selected customers; but they must be issued before Supply Condition Code A and B materiel to avoid loss as a usable asset. Includes materiel with less than 3 months' shelf life remaining. (*For Army, this includes those items showing deterioration that are suitable for issue as directed by the commodity commands.)
D	Serviceable (Test/Modification)	Serviceable materiel that requires test, alteration, modification, technical data marking, conversion, or disassembly. This does not include items that must be inspected or tested immediately prior to issue. (* For Army, this includes items that require surveillance, laboratory analysis, functional testing, and technical evaluation by higher authority to verify serviceability.)
E	Unserviceable (limited restoration)	Items that involve only limited expense or efforts to restore to serviceable condition. It is done in the storage activity. (Limited expense or effort is that which is allowable for expenditure by the care and preservation activity under current policies.) May be issued to support ammunition requisitions coded to indicate acceptability of useable condition E stock.
F	Unserviceable (reparable)	Economically reparable items that require repair, reconditioning, or overhaul. (Includes reparable items that are radioactively contaminated.) Excludes reparable assets which are covered under contract warranty.
G	Unserviceable (Incomplete)	Materiel requiring additional parts or components to complete the end item prior to issue. (See para. 5-99d.)
H	Unserviceable (Condemned)	Materiel that has been determined to be unserviceable and does not meet repair criteria; condemned items which are radioactively contaminated; Type I shelf-life materiel that has passed the expiration date; and Type II shelf-life materiel that has passed expiration date and cannot be extended. Refer to paragraph C-39 for serviceability time frames associated with shelf-life items. (*For Army, the item must not contain any components or assemblies to be reclaimed. This includes ammunition, except serviceable surplus or obsolete ammunition authorized for demilitarization.) (Classify obsolete and excess materiel to its proper condition before consigning to the DRMO. Do not classify materiel in supply condition code H unless it is truly unserviceable and does not meet repair criteria.)
I	Not Assigned	Reserved for future assignment by DOD.
J	Suspended (in stock)	Items in stock that have been suspended from issue pending condition classification or analysis, when the true condition is not known. Includes shelf-life Type II materiel that has reached the expiration date pending inspection, test, or restoration. Refer to paragraph C-39 for serviceability time frames associated with shelf-life items. Also included are items that have been suspended from issue and use pending commodity command investigation or determination of serviceability and munition items that are being subjected to a malfunction investigation due to an unsafe or other defective condition. Unclassified (condition code K) returns are excluded.
K	Suspended (returns)	Items returned from customers and users suspended from issue pending inspection and condition classification. (includes items that have been identified by stock number and name, but not examined for condition.) These stocks will be inspected and properly classified as to condition according to allowable time standards in chapter 5. When more time is needed because of receipts in large quantities, lack of facilities, lack of personnel, or other circumstances, the accountable supply distribution activity may grant an extension.
L	Suspended (Litigation)	Materiel held pending litigation or negotiation with contractors or common carrier. (*For Army, this includes shipments with overages, defects, or other conditions that require negotiations or litigation with procurement sources or common carrier to determine responsibility or liability for correction. Assets held pending the results of a report of survey are also included. This code should not be used with misdirected shipments.)

Table C-38
Supply Condition Codes—Continued

Code	Title	Explanation
M	Suspended (in work)	Items on inventory control record but that have been delivered to and accepted by an Army or DOD maintenance facility or a contractor's plant for processing.
N	Suspended (ammunition suitable for emergency combat use only)	Ammunition stocks suspended from issue except for emergency combat use.
O	Not assigned	Reserve for DOD assignment.
P	Unserviceable (reclamation)	Items that are unserviceable, uneconomically reparable because of physical inspection, tear down, or engineering decision. Item contains serviceable components or assemblies that may be reclaimed.
Q	Suspended	This code is for intra-Air Force use only.
R	Suspended (reclaimed items, awaiting condition determination).	Assets turned in by reclamation activities which do not have the capability (e.g., skills, manpower, or test equipment) to determine the materiel condition. Actual condition will be determined prior to induction into maintenance activities for repair/modification.
S	Unserviceable (Scrap)	Items that have no value except for its basic materiel content. No stock will be recorded as on hand in condition code S. This code is used only on transactions that involve shipments to DRMOs. Items will not be transferred to condition code S before turn-in to RMOs if they are recorded in condition code A through H at the time they are determined excess. Items identified by NSN will not be identified by this condition code.
T thru V	Not assigned	Reserve for DOD assignment.
W	Unserviceable (warranted reparable)	Materiel under contract warranty which requires repair, overhaul, reconditioning, or replacement. Includes reparable items that are radioactively contaminated.
X-Z	Not assigned	Reserved for future assignment.

Legend for Table C-38:

Legend: *Note: The information that appears after the asterisk (in parentheses) applies to the DA only and should not be misconstrued as part of the DOD standard definition.

Table C-39
Disposal Condition Codes

Code	Title	Explanation
1	Unused—good	Unused items that are usable without repairs and identical or interchangeable with new items from normal supply source.
2	Unused—fair	Unused items that are usable without repairs, but are deteriorated or damaged so much that use is somewhat impaired.
3	Unused—poor	Unused items that are usable without repairs, but are considered deteriorated or damaged. Enough use remains to classify the item better than salvage.
4	Used—good	Used items that are usable without repairs. Most of the useful life remains.
5	Used—fair	Used items that are usable without repairs. However, they are somewhat worn or deteriorated and may soon require repairs.
6	Used—poor	Used items that may be used without repairs. However, they are considerably worn or deteriorated to the degree that remaining use is limited or major repairs will soon be required.
7	Repairs required—good	Repairs are minor and should not exceed 15% of the standard price.
8	Repairs required—fair	Repairs are considerable and are estimated to range from 16% to 40% of the standard price.
9	Repairs required—poor	Repairs are major because the item is badly damaged, worn, or deteriorated, and are estimated to range from 41% to 65% of the standard price.
S	Scrap	Item that has no value except for its basic materiel content.
X	Salvage	Item has some value in excess of its basic materiel content, but repair or rehabilitation to use for the originally intended purpose is clearly impractical. Repair for any use would exceed 65% of the standard price.

Table C-40
FMS Delivery Term Codes

1. For sale of materiel.

Code	Explanation
2	FOB Destination—Inland origin to inland destination within the same overseas geographical area. U.S./DOD is responsible for inland transportation to named inland point. Recipient country is responsible for unloading at named point and later arrangements and costs.
*3	FAS (free along side) vessel CONUS port of exit. U.S./DOD is responsible for transportation to a point alongside vessel.
4	FOB origin, Recipient country is responsible for cost of CONUS inland transportation and later arrangements for onward movement.
5	FOB port of exit. U.S./DOD is responsible for inland transportation to the CONUS port of exit. Recipient country is responsible for unloading from inland carrier at port of exit and later arrangements and costs.
*6	FOB overseas port of discharge. U.S./DOD is responsible for transportation from CONUS point of origin to and including ocean transportation to the overseas port of discharge. Recipient country is responsible for vessel discharge, port handling, and later arrangements and costs.

Table C-40
FMS Delivery Term Codes—Continued

1. For sale of materiel.

Code	Explanation
7	FOB destination (named inland point in recipient country). U.S./DOD is responsible for transportation from CONUS point of origin to and including oversea inland carrier delivery to named inland point. Recipient country is responsible for unloading at named point and later arrangements and costs.
*8	FOB vessel—CONUS port of exit. U.S./DOD is responsible for transportation from CONUS point of origin to and including unloading, handling, and stowage aboard vessel at port of exit. Recipient country is responsible for ocean transportation and later arrangements and costs.
*9	FOB port of discharge (landed). U.S./DOD is responsible for transportation from CONUS point of origin to and including vessel discharge and port handling at oversea port of discharge. Recipient country is responsible for loading aboard inland oversea carrier equipment and for later arrangements and costs.

2. For repair and return of foreign country-owned materiel.

Code	Explanation
A	U.S./DOD is responsible for transportation from a designated oversea port of embarkation (POE) to a CONUS destination, and return to a designated oversea port of debarkation (POD). Customer country is responsible for oversea inland transportation of materiel to and from the oversea POE and POD and oversea port handling.
B	U.S./DOD is responsible for transportation from a designated oversea POE to a CONUS destination, return to a CONUS POE, and CONUS port handling. Customer country is responsible for oversea inland transportation to the oversea POE, oversea port loading, and overocean transportation from the CONUS POE to ultimate destination.
C	U.S./DOD is responsible for CONUS port unloading of country arranged carrier, transportation to and from a designated CONUS destination, and CONUS port loading of country arranged carrier. Customer country is responsible for movement of materiel to and from the CONUS POD and POE.
D	U.S./DOD is responsible for CONUS port unloading of country arranged carrier, transportation to a CONUS destination, and return to an oversea designated POD. Customer country is responsible for overocean transportation to a CONUS POD, oversea port unloading, and oversea inland transportation to ultimate destination of returned materiel.
E	Customer country is responsible for all transportation from oversea point of origin to CONUS activity and return to an oversea destination.
F	U.S./DOD is responsible for transportation from an oversea inland location to an oversea POE, oversea port handling, oversea transportation to a CONUS POD, CONUS port handling, inland transportation to a designated CONUS destination, and return to an oversea destination.
G	U.S./DOD is responsible for oversea port handling through an oversea POE, oversea transportation to an CONUS POD, CONUS port handling, inland transportation to a CONUS destination, and return to an oversea POD and oversea port handling. Customer country is responsible for oversea inland transportation to and from the oversea port.
H	Customer country is responsible for all transportation from oversea point of origin to CONUS activity. U.S./DOD is responsible for return transportation from CONUS activity to CONUS POE. Customer country is responsible for return CONUS port handling and all transportation to oversea destination.
J	Customer country is responsible for all transportation from oversea point of origin to CONUS activity. U.S./DOD is responsible for all transportation from CONUS activity to oversea destination.

Legend for Table C-40:

Legend: *These codes are provided for use on existing cases that designate such delivery terms. On completion or renegotiation of such cases, these codes will be reviewed for possible elimination.

Table C-41
FMS Offer Release Option Codes

Code	Explanation
A	Automatic shipment. This code will be used when shipments are to be released automatically by the shipping activity without advance notice (notice of availability).
Y	Notice of availability. This code will be used when advance notice is required before release of shipment. However, shipment can be released automatically if release instructions are not received by shipping activity within 15 days. Use of code "Y" must be negotiated between the country representative and the appropriate U.S. Service.
Z	Notice of availability. This code will be used when advance notice is required before release of shipment. Shipping activity will not follow up on the notice of availability until release instructions are furnished. Use of code "Z" must be negotiated between the country representative and the appropriate U.S. Service.

Table C-42
ILP Type of Assistance Codes

1. MAP Grant Aid.	
Code	Explanation
1	Grant Aid rendered under the authority of the Foreign Assistance Act of 1961, as amended for which the United States is not reimbursed.
C	Presidential determination to order defense articles from stock and perform defense services to meet Grant Aid requirement. Reimbursement will be from later military assistance appropriation (sec 506 FAA of 1961, as amended).
D	Military assistance service funded Grant Aid programs transferred to the DOD budget, which were not controlled and implemented through the MAP Documentation and ADP System.
H	Grant Aid share of costing sharing agreements.
K	Grant Aid of MAP-owned assets obtained through barter arrangements with Federal Republic of Germany. (It is used with source of supply Code "B" only.)
L	Grant Aid provided through the NATO HAWK Production and Logistics Organization (NHPLO) for maintenance support of HAWK Missile System. (It is used with source of supply Code "N" only.)
N	Grant Aid of articles or services available because of liquidation of MAPs investment in the spare parts stocks of the NATO Maintenance Supply Organization (NAMSO).
P	Grant Aid Programs that have been transferred to the DOD budget, but are controlled and implemented through the MAP documentation and ADP systems.
R	Grant Aid of U.S. recovered materiel resulting from liquidation of NAMSO excess stockage.
S	Assigned to all records in the ROK Equipment Transfer program authorized by Public Law 95-384 at no charge to MAP. This code is also assigned to all FY 71 and 72 equipment transferred to the ROK under Public Law 91-652 at no cost to MAP. This code is also assigned to ammunition transferred at no cost to MAP and was authorized by Section 24, Public Law 96-92.
2. Other than MAP Grant Aid.	
Code	Explanation
F	Training provided as part of an FMS case. These data are maintained in the Defense Security Assistance Agency (DSAA) Grant Aid data base purely as a service to assist the Military Departments in accounting for students and spaces provided under FMS. It is not used in MILSTRIP.
3. Foreign Military Sales (FMS).	
Code	Explanation
3	Cash sale from stock with payment in advance. This code applies to cash payments in advance of delivery. The implementing agency determines, at the time of the offer, that it will be from DOD stocks.
4	Source of supply not predetermined. This code applies to cash payment. The implementing agency has not yet determined, at the time of the offer, whether source of supply will be from DOD stocks or procurement.
5	Cash sale from procurement with payment in advance. This code applies to cash payment in advance of delivery. The implementing agency determines at the time of the offer that it will be from DOD procurement.
6	Cash sale from stock with payment on delivery. This code applies to cash payment on delivery of defense articles or start of defense services. The implementing agency determines at the time of offer that it will be from DOD stocks.
7	Cash sale from procurement with 120 day payment. This code applies to cash payment 120 days after delivery of articles or start of services. The implementing agency determines at the time of the offer that it will be from DOD procurement.
8	Cash sale from stock with 120 day payment. This code applies to cash payment 120 days after delivery of articles or start of services. The implementing agency determines at the time of the offer that it will be from DOD stocks.
M	MAP merger. The MAP, established under the Mutual Defense Assistance Act of 1949, originally provided for the loan or grant of military equipment, materials and services (including training) to eligible nations. Since FY 1982, the authority of Section 503(A)(3) of the Foreign Assistance Act (FAA) has been used to merge MAP funds with recipient countries' funds and/or with Foreign Military Sales (FMS) financing credits in the FMS trust fund, to make adequate funds available to finance the country's FMS cases.
N	Section 23 or 24, Arms Export Control Act (AECA), FMS Credit (Non-Repayable)
U	FMSO I. This code applies to cash payment for a FMSO I supply support arrangement. The purchasing government buys equity in a specified dollar amount of DOD stocks. DOD maintains that portion of its stocks for eventual delivery to the purchasing government under a FMSO II requisition agreement. NOTE: The use of this code requires the input of a CLPSC (Table C-34) in rp 72 of CLSSA requisitions and passing orders by the applicable ILCO.
V	FMSO II. This code applies to cash payment for a FMSO II supply support arrangement. It permits the purchaser to submit requisitions for common repair parts and secondary items in the DOD stocks of which the purchaser has bought an equity under a FMSO I agreement. NOTE: The use of this code requires the input of a CLPSC (table C-34) in rp 72 of CLSSA requisitions and passing orders by the proper ILCO.
Z	Section 23 or 24, Arms Export Control Act (AECA), FMS Credit.

Table C-43
Integrated Retrieval Information System (IRIS) Correlation of Materiel Screening Codes and Integrated Disposal Management System (IDMS) Status Codes

Materiel Screening Code	IDMS Status Code	Explanation
2	R	Reportable foreign excess personal property—Atlantic (not for CONUS use).
3	R	Reportable property screened by DOD only.
4	R	Reportable property screened by DOD/GSA.
5	R	Reportable property screened by GSA only.
6	R	Nonreportable property not meeting the reportable criteria. Will override the screening table and be screened within DOD only.
8	R	Disposable MAP property.

Table C-43
Integrated Retrieval Information System(IRIS) Correlation of Materiel Screening Codes and Integrated Disposal Management System (IDMS) Status Codes—Continued

Materiel Screening Code	IDMS Status Code	Explanation
A, B, or C	R	Allied country foreign equity. (For explanation of the alpha screening codes, see Chapter VII, Attachment 1.)
O	R	Reportable foreign excess personal property—Pacific (not for CONUS use).
X	A	Not to be screened. Place in merchandising cycle.
Y	L	Nonreportable. Local area transfer and donation screening only.
Z	L	Bypass screening table. Will not process as reportable.

Table C-44
IRIS IDMS Asset Location Codes

Code	Explanation
1	Columbus region (includes Bermuda, Connecticut, Delaware, Illinois, Indiana, Iowa, Kansas, Maine, Maryland, Massachusetts, Michigan, Minnesota, Missouri, Nebraska, Newfoundland, New Hampshire, New Jersey, New York, Ohio, Pennsylvania, Rhode Island, Vermont, Virginia, West Virginia, and Wisconsin).
2	Memphis region (includes Alabama, Arkansas, Florida, Georgia, Kentucky, Louisiana, Mississippi, New Mexico, North Carolina, Oklahoma, Panama Canal Zone, Puerto Rico, South Carolina, Tennessee, and Texas).
3	Ogden region (includes Alaska, Arizona, California, Colorado, Idaho, Montana, Nevada, North Dakota, Oregon, South Dakota, Utah, Washington, and Wyoming).
4	Europe region (includes the Azores, Belgium, England, Germany, Greece, Iran, Italy, Morocco, Portugal, Sicily, Spain, and Turkey).
5	Pacific region (includes Australia, Guam, Hawaii, Japan, Korea, Okinawa, the Philippines, Taiwan, and Thailand).
6	All regions (1, 2,3,4, and 5).
7	All CONUS regions (1, 2, and 3).
8	CONUS regions and Europe (1, 2, 3, and 4).
9	CONUS regions and Pacific (1, 2, 3, and 5).

Table C-45
IRIS IDMS Interrogation Return Codes

Code	Explanation
B7	Nonnumeric in columns 8–20. NSN must be all numerics.
B8	Input DIC invalid.
H1	NSN field contains FSC only; all FSC interrogations must be approved and controlled by DRMS-U. Output to DRMS-U. If approved, JTH will be re-input to IRIS, otherwise submitter will be notified.
H3	Invalid document number (rp 30-43); complete document number, including valid DODAAC, must be provided.
13	Duplicate transaction.

Table C-46
IRIS IDMS Status Sequence Codes

Status Sequence Code	IDMS Status Code	Explanation
1	F	Item has been referred under the FES program and will be held 14 days from "Date Entered File" before DOD/GSA screening begins.
2	R	Item is undergoing DOD/GSA screening as reportable property.
3	L	Item is nonreportable and undergoing Local Area Screening.
4	H	Item is either reportable or nonreportable and has been screened by DOD/GSA and is available for donees.
5	W	Item requires demil and has completed all screening and is awaiting demil action.
6	A	Item has survived DOD/GSA donation screening and is in the merchandising cycle awaiting referral for sale.
7	B	Item has been referred to the sales office and is awaiting the return of the assigned Invitation for Bid (IFB) number and BOD.
8	C	Item is on an IFB and the BOD has passed and is awaiting removal by the successful bidder, or if not sold will revert to status A.

Notes:

Normally, interrogators should not be attempting to obtain surplus property from DRMOs after the property has been processed for sale unless the requirement is mission-essential and is considered cost effective to attempt withdrawal from sale. Therefore, routine interrogation requests should contain code 6 which will cover all DRMO excess and surplus assets that have not been referred for sale.

Table C-47
IRIS Interrogation Output Mode/Media Codes

Input Code	Output Mode/Media Codes
A	Output via AUTODIN through the Defense Automatic Addressing System (DAAS).
B	Cart output to DRMS-U and mailed to the requester.
C	Listing output to DRMS-U and mailed to the requester.
D	Listing and cart output to DRMS-U and mailed to the requester.
E	Magnetic tape output. Mailed to the requester by DLSC.

Notes:

JTH input will flow through the DAAS with content indicator code IHFK, language media code CC and normal DAAS communication RIC. Only valid RICs recorded in the DAAS file will pass the edits.

Table C-48
IRIS Reimbursement Codes

Code	Explanation
1	Reimbursable. If MAP property, reimbursement at 5 percent of the acquisition value is required, if requested by non-DOD activities.
2	Nonreimbursable.
3	Identifies foreign equity property and is reimbursable to all requisitioners, at the full stock list price.
4	Identifies exchange/sale property and is nonreimbursable within DOD. If requested by DOD nonappropriated fund activities and Federal civil agencies, reimbursement at the fair market value is required.

Table C-49
IRIS Special Handling Codes

Code	Explanation
1	Property being held for reclamation.
5	Radioactive item.
6	Item has been declassified.
8	Dangerous item.
A	Shelf-life property that had more than 6 months shelf-life remaining when received for by the DRMO.
B	Shelf-life property that had 3 to 6 months shelf-life remaining when received for by the DRMO.
C	Shelf-life property that had 1 to 3 months shelf-life remaining when received for by the DRMO.
D	Industrial Plant Equipment (IPE) that is being/was screened throughout the Federal Government by GSA.
K	Explosive and acid contaminated property.
Q	IPE property that is not contaminated and has not been reported to GSA by the Defense Industrial Plant Equipment Center (DIPEC).
R	IPE that is contaminated and has not been reported to GSA by DIPEC.
T	Item frozen upon receipt by a DOD activity.
Z	Property that is located at a military installation that has an established closing date.

Table C-51
Item Data Correction and Change Codes

Code	Title	Definition
1	Consolidation of stock numbers	The item represented by the stock number in rp 8-24 is to be consolidated with the one represented by the stock number in rp 27-43. Both items will be issued under the stock number in rp 27-43.
2	Change of national stock number (NSN)	The NSN for the item in columns 8-24 has been changed to the NSN for the item in rp 27-43.
3	Change of shelf life code.	The shelf life code has been changed for the item represented by the NSN in rp 8-24. The new shelf life code is shown in rp 51.
4	Change of physical security/arms, ammunition and explosives security risk/pilferage codes	The physical security pilferage code has been changed for the item represented by the NSN in rp 8-24. The new physical security pilferage code is shown in rp 52.
5	Change of unit of issue	The unit of issue has been changed for the item represented by the NSN in rp 8-24. Unit of issue will be changed according to the conversion factor in rp 46-50.
6	Multiple changes	Multiple changes for the item represented by the NSN in rp 27-43.
7	Change of demilitarization code	The DEMIL code has been changed for NSN in rp 8-24. New DEMIL code shown in rp 53.
8	NSN deleted without replacement	NSN in rp 8-24 has been deleted and not replaced.
9	NSN change with logistic transfer (loss)	NSN in rp 8-24 has been changed to NSN in rp 27-43 with logistic transfer (loss). GIM shown in rp 56-58.
A	Manager/owner code	The manager/owner code for the NSN in rp 8-24 has changed. The new manager/owner code is in rp 63.
B	Invalid stock number	The stock number reported by the storage activity (rp 8-24) is invalid; rp 27-43 are blank.

Table C-51
Item Data Correction and Change Codes—Continued

Code	Title	Definition
C	Inventory category code	The inventory category code for the NSN in rp 8-24 has changed. The new inventory category code is in rp 74.
D-H	Not Assigned	Reserved for intraservice/agency assignment and use.
I	Not Assigned	Not to be assigned.
J-N	Not Assigned	Reserved for future assignment by DOD.
O	Not assigned	Not to be assigned.
P-X	Not Assigned	Reserved for future assignment by DOD.
Y	Manager	Indicates that the correct manager is in columns 56-58.
Z	New or reinstated NSN	Indicates NSN in rp 8-24 is new or reinstated item.

Table C-52
Management Codes for Issue Related Transactions

Code	Document Identifier	Transmitted From—To	Explanation
A	A4...	Inventory control point (ICP) to stock control activity (SCA).	Assembly order ('A' in colm 46). Expend component in the stock number field to create an assemblage. Confirm expenditure of components to assembly by a materiel release confirmation transaction (DD Form 1348m), DIC ARO, or issue transaction, DIC D7L.
	A5...	Accountable supply distribution activity (ASDA) to storage activity.	Disassembly order ('D' in colm 46). Expend assemblage in the stock number field to disassembly for component recovery. Confirm expenditure of assemblage to disassembly by a materiel release confirmation transaction, DIC ARO, or issue transaction, DIC D7L.
B	A4... A5...	ICP to SCA.. ASDA to storage activity.	Ship new or as good as new materiel. If quality of materiel in stock does not meet this standard or cannot be brought up to standard to meet the standard delivery date (SDD) or required delivery date (RDD), the denial document will show management code B.
	A4... A6...	SCA to ICP Storage activity to ASDA.	New or good as new materiel not available in stock to meet this requirement; and time does not permit bringing up to standard required. Automatic inventory will not result because of this denial.
C	A4...	ICP to SCA..	Pick, pack, and hold.
	A5...	ASDA to storage activity.	(1) Accountable supply distribution activity will retain item and financial accountability of stocks and defer billing until shipment is ordered released. (2) Depot will pick, and segregate shipment until ordered released by the ASDA. Unavailable items will be reported as denials in the normal manner. The depots will hold materiel release confirmations (MRCs) in suspense pending notice of shipment release from the ASDA; however, a supply management transaction (DD Form 1487), document identifier BKZ with management code L, will be returned to the ASDA for each MRC transaction held in suspense. (3) On notice of shipment release, the depot will complete the MRC transaction and return it to the ASDA.
D	A0... A2... A3...	Internal use by ASDA or ICP to SCA.	No materiel order (MRO) required. Entered in documents that prevent creating and sending an MRO transaction (DD Form 1348m) to a storage activity when document has been sent by independent means or is not required.
	D7...	Internal use by ASDA.	Direct delivery transaction. The issue transaction, document identifier D7..., prepared as input to processing system, with this management code, is intended to effect a "wash entry" to applicable records incident to a direct delivery of materiel from a supply source to a user. The "wash entry" action includes a deletion of a back order; a deletion of a due-in; a receipt of materiel; issue of materiel; and, if required, a billing action to the user. (No materiel release order transaction or materiel release confirmation transaction will result.)
E	A0... A2... A3... A4...	Internal use by ASDA or ICP to SCA.	Issue and bill at other than standard price. When a referral order transaction (DD Form 1348m) (DIC A4...) is passed from a nonaccountable ICP to an accountable SCA, show the reduced or increased billing price in the remarks block.
	A5...	ASDA to storage activity.	Issue and bill at other than standard price. Enter the billing price in rp 74 through 80.
F	A4...	ICP to SCA.	Procure item locally.
	D7...	Internal use by ASDA.	Direct delivery at other than standard price. Direct delivery from a commercial supply source with consumer billing at other than standard price.

Table C-52
Management Codes for Issue Related Transactions—Continued

Code	Document Identifier	Transmitted From—To	Explanation
G	A4... A5...	ICP to SCA. ASDA to storage activity.	Under shipment or overshipment. This is authorized to preclude cutting to ship the exact quantity of textiles, cloth, rubber tubing or hose, wire, steel rod, etc., or priority designators (PDs) 12 through 15 only when the requisitioner did not insert code 2D in 65 and 66.
H	A0... A4...	Internal use by ASDA. ICP to SCA.	Military Assistance Program (MAP) ownership transfer. To transfer materiel on records from an alphabetical purpose code account to ownership account 8 (MAP-owned). No MRO, DIC A5 ..., required, MAP billing required.
I			Not to be assigned.
J	A2... A4... A5... A6...	ICP to SCA. SCA to ICP. ASDA to storage activity. Storage activity to ASDA.	Interdepot transfer.

Table C-52
Management Codes for Issue Related Transactions—Continued

Code	Document Identifier	Transmitted From—To	Explanation
M	D7... less D7J	Internal use by ASDA.	Back order release. (Entered in rp 72 of an issue transaction, DIC D7. . ., prepared off-line to control release of a specific customer back order. The input document will be a duplication of the back order transaction, document identifier DG . . ., entry applicable on the back order records of the ASDA. Normally, input of this transaction will create an outgoing materiel release order transaction and may result in customer billing. This management code may also be used internally in issue processing routines to identify back orders released inline.)
	A4... A5... less A5J D7J, A5J	ICP to SCA. ASDA to storage. Internal use by ASDA.	Materiel condemned. Quantity indicated shipped direct to property disposal activity or other authorized/required disposal action has been taken. (Excludes items, including subsistence, for which shelf-life has expired and cannot/will not be extended.) Reserved for future DOD assignment.
M	All other DICs		Nonrecurring demand. Use if required for demand data history file.
N	DHA D7... A4...	Internal use by ASDA. ICP to SCA.	
O	DHA D7... A4...	Internal use by ASDA.. ICP to SCA.	No demand. Use if required for the demand data history file.
P	DHA D7... A4...	Internal use by ASDA.. ICP to SCA.	Nonrecurring demand for special program requirements.
Q	All DICs		Reserved for future assignment by DOD.
R	DHA	Internal use by ASDA.	Recurring demand. Use if required for the demand data history file. Preinventory document. This MRO was processed against the accountable record prior to the inventory cutoff date for this item.
	D7... A4... A5... DHA	ICP to SCA. ASDA to storage activity. Internal use by ASDA.	Commissary resale demand. Use if required for the demand data history file.
S			
T	D7... A4... D7J, A5J	ICP to SCA. Internal use by ASDA.	Materiel condemned. Item, including subsistence, shelf-life has expired and cannot/will not be extended. Quantity indicated shipped direct to DRMO or other authorized/required disposal action has been taken.
U	A5...	ASDA to storage activity.	Postinventory document. This MRO will be processed against the accountable record subsequent to the completion of the inventory for this item.
V	All DICs		Reserved for future assignment by DOD.
W	AE6, A6...	Storage activity to ASDA.	Denied. Cannot identify DODAAC/MAPAC of designated materiel recipient.
X	AE6, A6...	Storage activity to ASDA.	Denied. Consignee, freight forwarder, or country representative has advised that issue of this materiel will constitute a duplicate shipment.
Y	All DICs.		Reserved for future assignment by DOD.
Z	D7...	Internal use by ASDA.	Exception data entered in remarks or followed by separate correspondence.
	DG... A6... All DICs	Storage activity to ASDA.	Reserved for future assignment by DOD.
0			
1	AE6, A6...	Storage activity to ASDA.	Denied. Stock exhausted; unsuccessful storage activity search has been made.
2	AE6, A6...	Storage activity to ASDA.	Denied. Materiel not available in condition requested.
3	AE6, A6...	Storage activity to ASDA.	Denied. Materiel not available in proper shelf-life or, for subsistence, date packed/expiration date.
4	AE6, A6...	Storage activity to ASDA.	Denied. Materiel not available in type pack (overseas or domestic) requested (subsistence only); or specified lot number cannot be released (ammo only).
5	AE6, A6...	Storage activity to ASDA.	Denied. Reidentification or reclassification of assets in process. Storage activity to advise results of reidentification or reclassification.
6	AE6, A6...	Storage activity to ASDA.	Denied. No record of NSN at storage activity. This denial results from review of the storage records and the storage activity has not conducted a physical search for the item.
7	AE6, A6...	Storage activity to ASDA.	Denied. Zero balance in an issuable condition indicated on storage activity custodial/ memorandum record and no record location exists. This denial results from review of the storage records and the storage activity has not conducted a physical search for the item.
8	All DICs	Reserved for assignment by DA.	
9	AE6, A6...	Storage activity to ASDA.	Denied. To ICP from storage. Item was ordered in one continuous length (Advice code 2N) but is not so available. If shorter length will suffice, customer should be advised to cancel original document and submit new request.

Table C-53
Management Codes for Receipt Related Transactions

Code	Document Identifier	Transmitted From—To	Explanation
A	DWL	ICP to SCA.	Assembly/disassembly. Create the assemblage shown in the stock number field from components (identified by an "A" in rp 46). Report completion of assemblage and return to depot stock by a materiel receipt transaction (DD Form 1486), DIC D6L. Recover the component shown in the stock number field by disassembly (identified by a "D" in rp 46). Report the return of a disassembled component to depot stock by a materiel receipt transaction, DIC D6L. Recover the component shown in the stock number field by removal from an existing assemblage in storage(identified by a "C" in rp 46). Report the return of the component withdrawn to depot stock by a materiel receipt transaction, DIC D6L.
	D6L	Storage Activity to ASDA.	This component is unsuitable for inclusion in an assemblage and is, therefore, returned to depot stock in the condition shown in rp 71. Like serviceable item is not available in depot stock for exchange. Assembly or component change order (an"A" or "C" in rp 46) suspended pending further instructions or availability of replacement component by this activity. This component is unserviceable and is withdrawn from an existing assemblage in storage identified with an assembly order control number, prefixed with alphabetic "X" in rp 46 through 50. Replacement item is not available in stock for exchange. Assemblage administratively suspended pending further instructions, delivery, or replacement component to this activity. (This application will not be used unless the assemblage in storage is identified by an assembly order control number.)
B	DWK	ICP to SCA.	MAP quality or new materiel to be received by activity. If not quality materiel on receipt, report receipt in proper condition code and bring up to quality standards if possible.
	D6K	Storage Activity to ASDA.	Map quality or new materiel received. Enter this code only if code B appears in the prepositioned materiel receipt transaction (DD Form 1486), DIC DWK
C	DU... DW...	ASDA to storage activity.	Cancellation transaction. This is a complete cancellation of a prepositioned materiel receipt transaction previously sent to activity.
D	D4... D6...	Storage activity to ASDA.	This is a duplicate materiel receipt document To be entered on materiel receipt documents that result from a follow-up request of ASDA on supply management documents citing management code V or W.
E	D4S...	Storage activity to ASDA.	Acceptance at origin. This code will be used to show that materiel was accepted at contractor's plant as evidenced by the receipt document. This will exclude "acceptance at origin" for parcel post shipments, direct deliveries, receipts for MAP, and receipts from other than contractor.
F	D4... D6...	Storage activity to ASDA.	Materiel received at storage location requires modification.
G	DU... DW...	ASDA to storage activity.	Inspection and acceptance at destination required.
H	DU... DW...	ASDA to storage activity.	Request (a) inspection or acceptance of destination, and (b) that this ASDA be provided a listing identified to this document number, reflecting serial number of the item received.
I			Not to be assigned.
J	DU...	ASDA to storage activity.	Fast pay. The contractor has received payment under the fast payment procedure in DAR 3-606. The consignee will inform the purchasing office promptly after specified date of delivery (rp 73 through 75) of supplies not received, damaged in transit, or not conforming to specifications.
K	DU...	ASDA to storage activity.	Request this ASDA be provided a listing, identified to this document number, showing serial number of the item received.
L	D4... D6...	Storage Activity to ASDA.	Materiel deficiency prevents use for its intended purpose. The storage activity will use management code L only with product quality deficiency reporting (QDR). This code will identify the deficiency documentation for future use, such as financial adjustments. The ASDA is responsible for preparation and processing of all financial billing and adjustment.
M	D6...	Storage activity to ASDA.	Materiel condemned upon receipt. Quantity indicated shipped direct to property disposal activity or other authorized/required disposal action has been taken. (Excludes items, including subsistence, for which shelf-life has expired and cannot/will not be extended.) The materiel receipt transaction prepared at the time the materiel is received will indicate condition code H in record position 71 and management code M in record position 72. If required, the storage activity will prepare the document transferring the property directly to the property disposal activity.
M	All other DICs		Reserved for future DOD assignment.
N	All DICs	Storage activity to ASDA.	Return of undelivered (frustrated) cargo (with accompanying shipper documentation).

**Table C-53
Management Codes for Receipt Related Transactions—Continued**

Code	Document Identifier	Transmitted From—To	Explanation
		ASDA to storage activity.	This code will appear in prepositioned materiel receipt transactions when the return of frustrated cargo is directed by ASDA. This management code will be entered in materiel receipt transactions when the frustrated cargo is received. Data for the materiel receipt transactions will be taken from the accompanying shipping documents received with the return, to include document number.
O(alpha)	All DICs	Reserved for future assignment by DOD.	
P	D4... D6...	Storage activity to ASDA	Materiel received without shipping documentation. Support documentation will be created by the storage activity after research of the prepositioned materiel receipt transaction suspense file. Document number will be assigned by the storage activity.
Q	D6...	Storage activity to ASDA.	Multiple use. a. Return of materiel improperly identified at time of shipment from the storage activity/depot (return advice code 1T), or b. Return of Government-owned containers; e.g., drums or cylinders (return advice code 1S). c. The document number will be the same as the one on which the materiel was originally shipped to the returning activity. On the return of improper shipments, the correct stock number of the materiel will be shown in record positions 8 through 22.
R	D4... D6...	Storage activity to ASDA.	Materiel receipt discrepancy; discrepancy report submission required.
S	D4...	Storage activity to ASDA.	Materiel receipt discrepancy; discrepancy report submission required.
S	All other DICs		Vendor caused misdirected shipment from procurement instrument source. Materiel meets acceptance criteria specified in the contract.
T	D6...	Storage activity to ASDA.	Reserved for future assignment by DOD.
T	All other DICs		Materiel condemned upon receipt. Item, including subsistence, shelf-life has expired and cannot/will not be extended. Quantity indicated shipped direct to DRMO or other authorized/ required disposal action has been taken.
U	D4...	Storage activity to ASDA.	Reserved for future DOD assignment.
U	All other DICs		Materiel receipt discrepancy; discrepancy report submission required.
V thru Y	All other DICs		Quantity delivered exceeded authorized quantity including any allowable contract variance and/or excess delivery clause. Materiel meets acceptance criteria specified in the contract.
Z	All DICs		Reserved for future assignment by DOD.
0 thru 9	All DICs		Exception data entered in remarks or followed by separate correspondence. Reserved for future assignment by DOD.

**Table C-54
Management Codes for Gain/Loss Related Transactions**

Code	Document Identifier	Transmitted From—To	Explanation
A	D8Z	Storage Activity to ASDA.	Accountability adjustment. To be used when repair results in modification of the original it to the extent the stock number is changed. Show the new stock number.
	D9Z	Storage activity to ASDA.	Accountability adjustment. To be used when repair results in modification of the original item to the extent the stock number is changed. Show original stock number.
B	DAS	Storage activity to ASDA.	New or good-as-new materiel not available in stock to satisfy this requirement and time does not permit bringing up to standard required. Automatic inventory action will not result because of this denial.
C	DBZ	Internal use by ASDA or SCA to ICP.	Financial inventory accounting (FIA) category change adjustment. Identifies transfers of items from stock fund to nonstock fund categories and from nonstock fund to stock fund categories.
D	DCZ	Internal use by ASDA or SCA to ICP.	FIA category change adjustment. Identifies transfers within stock fund or nonstock fund categories.
E	D8C D9C D8D D9D	Internal use by ASDA or SCA to ICP.	Accountability adjustment. To be used as a means of adjusting a condition code or purpose code when accountability is to be maintained for materiel transferred to other activities for loan action such as repair. As debit, adjustment would pick up accountability following an issue from inventory, when a credit adjustment would drop accountability before receipt action.
F	D8A D9A	Storage activity to ASDA.	Concealed discrepancy. Adjustment required due to discovery of a concealed discrepancy on stocks in storage.

Table C-54
Management Codes for Gain/Loss Related Transactions—Continued

Code	Document Identifier	Transmitted From-To	Explanation
G	D8C D9C DAC	Internal use by ASDA or SCA to ICP.	Reclassification adjustment resulting from maintenance operations based on work authorizations when materiel has not been transferred to condition code M.
H	D9Z	Storage activity to ASDA.	Material consumed during surveillance testing.
I			Not to be assigned.
J			Reserved for assignment by DA.
K	DAC	Storage activity to ASDA.	Reclassification due to requirement for application of a modification or when materiel is reclassified due to the application of a modification.
L			Reserved for assignment by DA.
M	D9... DAC	Storage activity to ASDA or SCA to ICIP.	Materiel condemned. Storage activity has shipped quantity indicated direct to property disposal activity or other authorized /required disposal action has been taken. (Excludes items including subsistence, for which shelf-life has expired and cannot/will not be extended).
M	All other DICs		Reserved for future DOD assignment.
N	All DICs		Reserved for future assignment by DOD.
O (alpha)	All DICs		Reserved for future assignment by DOD.
P	D8 ... D9 ...	Internal use by ASDA.	Gain/loss resulting from location reconciliation, without a formal special inventory, for adjustment of \$800 or less.
Q	D9 ...	Internal use by ASDA.	Loss result from automatic (with research required) adjustment due to receipt of materiel release denial on materiel valued at \$800 or less.
R	D8 ...	Internal use by ASDA.	Gain resulting from creation of computer record balance in order to process out-of-sequence high priority issues. This posting to an insufficient balance may be used when negative balances are not permitted.
S	D9 ...	Internal use by ASDA.	Loss resulting from automatic adjustment due to receipt of materiel release denial of stocks issued as a result of computer record balance gained through use of management code R above.
T	D9G DAC	Internal use by ASDA.	Materiel condemned. Item, including subsistence, shelf-life has expired and cannot/will not be extended. Quantity indicated shipped direct to property disposal activity or other authorized/required disposal action has been taken.
T	All other DICs		Reserved for future DOD assignment.
U thru Y	All DICs		Reserved for future assignment by DOD.
Z	All DICs		Exception data entered in remarks or followed by separate correspondence.
0 thru 9	All DICs		Reserved for future assignment by DOD.

Table C-55
Management Codes for Physical Inventory Request/Count Transactions

Code	Document Identifier	Transmitted From-To	Explanation
A	DKA	Storage activity to ASDA.	Physical count after denial. This inventory is a result of materiel found after denial has been submitted to the ASDA.
B	DJA	ASDA to storage activity.	Inventory count requested because of zero balance record.
	DKA	Storage activity to ASDA.	Count accomplished.
C	DJA	ASDA to storage activity.	Inventory count requested because of location audit.
	DKA	Storage activity to ASDA.	Count accomplished.
D	DJA	ASDA to storage activity.	Inventory count requested for supply control study.
	DKA	Storage activity to ASDA.	Count accomplished.
E	DJA	ASDA to storage activity.	Inventory count requested because of a storage denial.
	DKA	Storage activity to ASDA.	Count accomplished.
F thru J			Reserved for assignment by DA.
K	DJA	ASDA to storage activity.	Request this ASDA be provided a listing, identified to this document number, of serial number(s) involved in this inventory.
L			Reserved for assignment by DA.
M	DJA	ASDA to storage activity.	Recount requested.
	DKA	Storage activity to ASDA.	Recount accomplished.
N	DKA	Storage activity to ASDA.	Quantity reflects a balance from a noncommingled location.
O (alpha)			Not to be assigned.
P thru X			Reserved for assignment by DOD.
Y	DKA	Storage activity to ASDA.	Quantity reflects a balance from a commingled location.
Z	All DICs		Exception data entered in remarks or followed by separate correspondence.
0 thru 9			Reserved for future assignment by DOD.

Table C-56
Management Codes for Informative Transactions

Code	Document Identifier	Transmitted From-To	Explanation
A thru L	All DICs		Reserved for future assignment by DA.
M thru X	All DICs		Reserved for future assignment by DOD.
Y	AO ... less AO2/B, AM ... less AM2/B, AT ... less AT2/B	MCA to ICP.	Used by designated management control activities(MCAs) to show approval to issue applicable GFM for a contractor initiated MILSTRIP requisition.
Z	All DICs		Exception data entered in remarks block or followed by separate correspondence.
0 thru 9	All DICS		Reserved for future assignment by DOD.

Table C-57
Management Codes for Supply Management Document (DIC BKZ)

Code	Document Identifier	Transmitted From-To	Explanation
A	BKZ	ICP to SCA. ASDA to storage activity.	Assembly/component control transaction. This is a control transaction for a BII (basic issue item) assembly or a component change order. Assemble BII to complete the major/end item, or apply component change order to the assemblage in storage identified by the stock number in rp 8 through 22 and the assembly order control number reflected in rp 45 through 50; e.g."YC..." If updating does not cause a change in condition of the assemblage, return a duplicate of this transaction with management code L in rp 72. If updating action changes condition of the assemblage, use this transaction as a source document and prepare materiel adjustment transaction, DIC DAC, in accordance with section XII, chapter 5. (See management code T below if assemblages are not available for updating.)
B	BKZ	ICP to SCA. ASDA to storage activity. Storage activity to ASDA.	Reclassify from condition shown in rp 71. On reclassification, use this transaction as a source document and prepare materiel adjustment transaction, DIC DAC, showing the change in condition and return. Item reclassified to and/or received in unserviceable condition code which is shown in record position 71. Management data required to determine disposition of items are entered in remarks block.
C	BKZ	ICP to SCA.	Dispose of stocks over that in the quantity field.
D	BKZ	Storage activity to ASDA.	Packaging and preservation (P&P) authority and privilege document. Used by the storage activity to request P&P guidance from the ASDA for condition code A, F, and G materiel for the NSN shown in rp 8 through 22.
E	(Rescinded.)		
F	BKZ	ASDA to storage activity.	Accomplish complete inspection.
G	BKZ	Storage activity to ASDA.	Complete inspection accomplished.
H	(Rescinded.)		
I	BKZ	ASDA to storage activity.	Accomplish partial inspection in accordance with surveillance criteria.
J	BKZ	Storage activity to ASDA.	Partial inspection accomplished.
K	BKZ	ICP to SCA. ASDA to storage activity.	Item is in critical supply position. Prompt inspection and reclassification is required. Use this as a source document and prepare materiel adjustment transaction, DIC DAC, showing the change in condition and return.
L	BKZ	ASDA to storage activity.	P&P authority and priority transaction. Used by the ASDA to inform the storage activity of the P&P processing that should be done on condition E materiel for the stock number shown in rp 8 through 22.
M	BKZ	Storage activity to ASDA.	Instructions accomplished. On pick, pack, and hold transactions, this transaction will show data from rp 1 through 61 of the suspended materiel release confirmation transaction. (See management code C usage in para C-35f.
O (alpha)	BKZ	Storage activity to ASDA.	Instruction rejected. Reason for rejection is being forwarded by separate correspondence or communication.
P	BKZ	ICP to SCA. SCA to ICP.	Not to be assigned.
Q	BKZ	ICP to SCA. SCA to ICP.	Freeze all stocks for the stock number indicated in rp 8 through 22.
R	BKZ	ICP to SCA. SCA to ICP.	Reserved for assignment by DA.
S	BKZ	ASDA to storage activity. Storage activity to ASDA.	Release from "freeze" all stocks under the stock number indicated in rp 8 through 22.
			Request report of shortages. Used by the ASDA to request the storage activity to physically inspect the major/end item identified by stock number in rp 8 through 22 and in the quantity indicated in rp 25 through 29 and to determine BII components that are physically missing. This code is also used by the storage activity to show shortages of individual BII components identified by stock number in rp 8 through 22 and quantity in rp 25 through 29 of the supply management document used for reply. Once a quantity of major/end items has been inspected and shortages have been reported to the ASDA, the storage activity will earmark those major/end items for further action under the assembly order control number indicated in rp 47 through 50 of the supply management document used as a request transaction. The assembly order control number is also used as the reference for control of the supply management documents used for reply.

**Table C-57
Management Codes for Supply Management Document (DIC BKZ)—Continued**

Code	Document Identifier	Transmitted From-To	Explanation
T	BKZ	Storage activity to ASDA.	Component change denial. This is a component change order previously received from the ICP. Assemblages reflected in the stock number field and further identified by "AOCN"(assembly order control number) in rp 45 through 50 are not available in this storage activity for application of the requested component change order. Change action suspended pending further instruction from your activity. (Duplicate of control transaction originally received with component change order. Quantity field of this transaction will reflect quantity denied.)
U	BKZ		Items declared excess to the requirements which are recorded on accountable records (purpose code M) pending completion of DOD screening in accordance with DOD 4140.21-M. Item not to receive care and preservation (C&P).
V	BKZ	ASDA to storage activity.	Request materiel receipt transaction be furnished this ASDA. Used by the ASDA when it is known that shipment from vendor to consignor has been made but no record exists of materiel receipt document. RP 30 through rp 42 will contain the procurement instrument number or the controlling document number applicable to the receipt.
W			Reserved for assignment by DA.
X	BKZ	Storage activity to ASDA.	Location transaction and maintenance. Used to maintain a location for condition code A stocks, at the centralized stock control centers in each Army area, for each item stored at remote storage activities.
Y			Reserved for assignment by DA.
Z	BKZ		Exception data are entered in the remarks block or will follow by separate correspondence.
0 thru 9	BKZ		Reserved for future assignment by DA.

**Table C-59
Ownership Codes**

Code	Title	Explanation
1	Army	Applies to stocks held on inventory control records of a non-Army item manager but owned by Army. (in addition, this code applies to stocks held on inventory control records of an Army item manager but owned by an Army agency/activity other than an Army item manager/ inventory control point. Includes assets procured, stored, and issued by the Army based on approved, funded requirements of an Army agency/ activity other than an Army item manager/inventory control point. Assets are not part of Army computed retention limits or subject to Army disposal criteria.Assets are issued only on receipt of order by designated Army agency/activity. Typical of this application may be Corps of Engineers-owned materiel.)
2	Defense Logistics Agency	Applies to stocks on inventory control records of an Army item manager but owned by DLA. Includes assets procured, stored, and issued by the Army based on approved funded requirements of DLA. Assets are earmarked for DLA and are not part of Army-computed retention limits or subject to Army property disposal criteria.
3	Others	Applies to stocks held on inventory control records of an Army item manager but owned by an agency outside of DOD.Includes assets procured, stored, and issued by the Army based on approved funded requirements of governmental agencies, activities, departments, or bureaus, other than DOD. Assets are earmarked for the governmental activity and are not part of Army-controlled retention limits or subject to Army disposal criteria. Issued only on receipt of order by designated governmental activity representative.
4	Marine Corps	Applies to stocks held on inventory control records of an Army item manager but owned by the Marine Corps. Includes assets procured, stored, and issued by the Army, based on approved funded requirements of the Marine Corps. Assets are earmarked for the Marine Corps and are not part of Army-computed retention limits or subject to Army property disposal criteria.
5	Navy	Applies to stocks held on inventory control records of an Army item manager but owned by the Navy. Includes assets procured, stored, and issued by the Army, based on approved funded requirements of the Navy. Assets are earmarked for the Navy and are not part of Army-computed retention limits or subject to Army property disposal criteria.
6	Air Force	Applies to stocks held on inventory control records of an Army item manager but owned by the Air Force. Includes assets procured, stored, and issued by the Army, based on approved funded requirements of the Air Force. Assets are earmarked for the Air Force and are not part of Army-computed retention limits or subject to Army property disposal criteria.
7	Other DOD	Applies to stocks held on inventory control records of an Army item manager but owned by a DOD agency other than a military service. Includes assets procured, stored, and issued by the Army based on approved, funded requirements of a DOD agency other than a military service. Assets are earmarked for the DOD agency and are not part of Army-computed retention limits or subject to Army disposal criteria. Issued only on receipt of order by designated DOD agency. (For Army: Assets received to support special Defense Acquisition Fund requirements will be recorded in this code.)
8	ILP	Applies to stocks held on inventory control records of an Army item manager but owned by the ILP. Applies to ILP-owned stocks reserved for specific programs.

Table C-59
Ownership Codes—Continued

Code	Title	Explanation
9	Other item manager	Applies to assets on inventory control records of an Army item manager but owned by another item manager within Army. Includes materiel owned by DA activities, must be reserved, and restricted for issue to specific support programs. Applies to stocks being held and stored until directed for release or requisitioned by owner. Typical of this application is U.S. Army Security Agency-owned materiel. (For Army: Used to record and control project manager owned assets.)
0	(Not assigned)	Reserved for future assignment by DOD.

Table C-60
Purpose Codes

Code	Title	Explanation
A	General issue	Includes all operating stocks retained for general issue that are not earmarked, reserved, or restricted for issue to specified requirements. Includes assets reserved for issue PD 01-08, within control levels. Items are available for issue to meet the assigned logistical support responsibilities of the item managers.
B	Other War Reserve Materiel (Wholesale)	Identifies requirements and assets designated by HQ, Army Materiel Command, for support of U.S. Forces beyond the prepositioning (retail) timeframes; and such other war reserve accounts as may be directed by HQ, AMC. Primary account is CONUS Reserve-1 (CR-1).
C	Specific War Reserves	Applies to all requirements and assets designated as specific war reserve accounts. Any war reserve account authorized by AR 11-11, unless otherwise directed to another purpose code, may be identified to purpose code C. Current accounts identified to purpose code C are overseas prepositioned (retail) accounts and CONUS stored War Reserve Support of Allies (WRSA), (CR-2).
D	Rapid Deployment Force (RDF)	Applies to all war reserve accounts authorized for the RDF or Southwest Asia. Identifies requirements and assets that may be stored in CONUS or prepositioned forward.
E	Reserved for Specific Plans or Projects (Non-POMCUS Operational Projects)	Applies to assets, other than general war reserves, specific war reserves, or PWRMS, held to support requirements of a specific plan, project or operation. Includes assets which support non-POMCUS operational projects or reserved for deployment or augmentation of units after funding and coordinating approval is received. Assets will be held at designated storage locations until authorization for release is directed.
F	Reserved for production and maintenance	Applies to assets held to support military service repair, alteration, modification, conversion, or assembly programs to be done at an Army or other DOD repair or overhaul facility. Includes components of sets of equipment or assemblages held for assembly or disassembly. Includes Army stock fund owned accessories, attachments, components, or assemblies that are major end items of equipment.
G	Reserved for provisioning	Include stocks reserved to insure delivery of support items with the related end items.
H	Reserved for GFM	Applies to assets held for issue as Government furnished materiel (GFM). Also called Government-furnished property (GFP) or Government-furnished equipment (GFE) to support contractually accomplished repair or production programs. Includes items reserved for support of production, manufacturing, or rehabilitation programs or for planning purposes under the Army Materiel Programs. Includes repair parts and components reserved to support approved scheduled maintenance and repair programs when such programs are to be accomplished at commercial repair or overhaul facilities.
I	Ammunition and explosives requiring demilitarization	Applies to ammunition and explosives requiring demilitarization that are found on AMCCOM accountable records (unique to Army—for AMCCOM use only).
J	Reserved for Grant Aid	Applies to assets allocated and earmarked for Grant Aid.
K	Reserved for loan	Applies to assets held on record for loan, donation, or sale to authorized individuals, clubs, organizations, institutions, or municipalities for purposes such as display and exhibition.
L	Suspended (on loan)	Includes Army-owned programmed inventories that have been approved for issue and are on loan. However, they may be recalled when needed to meet the gross requirements of the Army. All inventory issues on loan will be supported by an agreement that states the terms of the duration of the loan, and the funding responsibilities for maintaining the item in a serviceable condition.
M	Potential excess	Includes assets over and above authorized retention limits of the Army. They are held pending completion of use screening by DOD, governmental, or nongovernmental agencies. Applies to Project PLUS criteria for screening of items against DOD requirements. Materiel will be accounted for in this purpose code until— a. Receipt of request for withdrawal, or b. Automatic release date has matured, or c. Appropriate shipment directions are issued to the storage location for shipment of property to the disposal officer.
N	Potential security assistance	Excess Defense articles held for potential FMS. Assets are excess to Army needs and have been offered on an FMS survey. Requires manual input by IMM after division level approval; documentation must be on file in IMM's folder. Applies to all classes of supply. Asset will be held a maximum of 2 years. Assets will be stratified as a subset of contingency retention level.
O	Not used	

**Table C-60
Purpose Codes—Continued**

Code	Title	Explanation
P	Reserved for CLSSA	Stocks allocated and earmarked for issue against U.S. commitments under CLSSA.
Q	JCS Allocated Stocks	Allocated and earmarked for certain JCS requirements.
R	Reserved for Active Army Decrement Stocks (CONUS and Overseas)	Applies to assets earmarked for issue to bring Active Army units from the current Authorized Level of Organization (ALO) to the full required (ALO-1) level.
S	Theater Backup	Identifies requirements and assets that would normally be prepositioned forward, but by agreement between AMC and the appropriate MACOM, are stored in CONUS. TR-12, Theater Defense Brigades, will be included in this purpose code.
T	Early Mission Reserve Component War Reserve (PRIMOB) and Full Army Mobilization War Reserve (FAM).	Assets reserved for Reserve Component forces designated for active duty upon implementation of PRIMOB/FAM. See AR 11-11 for complete definitions.
U	Basic load items	Applies to all assets held for basic items (ammunition)
V	Logistic account transactions	Applies to all assets held for logistic account transactions.
W	Basic Issue Item (BII)	Includes serviceable and unserviceable, economically repairable BII removed from major end items and stocks received and held in storage to complete major end items. Applies to all stocks purchased to meet BII requirements, including stocks owned by one Army item manager but managed by another Army or non-Army item manager. Materiel in this purpose code will not be physically segregated in storage from other depot stocks.
X	Special War Reserve Stockpile	A CONUS or overseas prepositioned war reserve account to identify war reserve requirements and assets for HQ, AMC, specified accounts such as new equipment fielding.
Y	Reserved for major item interchange assets.	Identifies assets purchased and reserved by the item manager to satisfy other agencies or activities major item interchange requisitions.
Z		Reserved for use by ICP and SCA. Using ICP and SCA will advise the Commander, AMC, ATTN: AMCLG-P, 5001 Eisenhower Avenue, Alexandria, VA 22333, of assignment of this code for review, possible standardization, and assignment of a DA reserved code. (This code will not be used on documents passed outside the ICP.)

**Table C-67-1
Transportation Bill Code**

Code	Explanation
A	Materiel moved by parcel post to an inland CONUS destination or freight forwarder, or to an overseas destination through the Army/AF postal system (APO) or international mail. All subsequent arrangements are made by the FMS customer.
B	Materiel moved by commercial package carrier to an inland CONUS destination or freight forwarder, when all subsequent arrangements are made by the FMS customer.
C	Materiel moved by GBL, Air Mobility Command channel airlift, USAF organizational airlift, MSC sealift, and combinations thereof, to an overseas POD in rate area one or two, including overseas carrier discharge. All subsequent arrangements are made by the FMS customer.
D	Any form of materiel for which the FMS customer is totally responsible, such as materiel moved by a collect commercial bill of lading to an inland CONUS destination, FAS, an overseas carrier at a CONUS POE, freight forwarder, a CONUS POE, or an inland overseas destination. Also use if transportation costs are not applicable.
E	Materiel moved by GBL, Air Mobility Command channel airlift, USAF organizational airlift, MSC sealift, and combinations thereof, to an inland CONUS destination, FAS, an overseas carrier at a CONUS POE, a freight forwarder, or a CONUS POE, when all subsequent arrangements are made by the FMS customer.
F	Materiel moved by GBL, Air Mobility Command channel airlift, USAF organizational aircraft, MSC sealift, and combinations thereof, to an overseas POD in rate area one or two when overseas discharge and all subsequent arrangements are made by the FMS customer.
G	Materiel moved by GBL, Air Mobility Command channel airlift, USAF organizational aircraft, MSC sealift, ARFCOS, MOM, Weapons System Pouch Service, and combinations thereof, to the ultimate FMS consignee at an overseas inland destination in rate area one or two.
H	Materiel moved by GBL, Air Mobility Command channel airlift, USAF organizational aircraft, MSC sealift, and combinations thereof, to a CONUS POE when all arrangements subsequent to loading the vessel are made by the FMS customer.
J	Materiel moved by Air Mobility Command channel airlift to an overseas APOD in rate area one or two when the use of inland CONUS transportation is not required in effecting delivery to the CONUS POE. All arrangements subsequent to carrier discharge are made by the FMS customer.
K	Materiel moved by Air Mobility Command Special Assignment Airlift Mission (SAAM) within the CONUS to an overseas APOD or inland FMS consignee base, within an overseas area or between overseas areas. Any arrangements subsequent to carrier discharge are made by the FMS customer.
L	Substitute for any of the other standard codes whenever actual transportation costs will be reported per DOD 7000.14-R, Vol 15, Chap 7.
M	Materiel moved by FMS country-owned aircraft from a U.S. or DOD staging area.
N	Material moved by GBL or other CONUS inland mode to a CONUS staging or aggregation area; staging or aggregation of the materiel; and onward movement of the materiel to a freight forwarder by a collect commercial bill of lading, or by country-owned or provided aircraft, or by Air Mobility Command arranged SAAM.
P	Materiel moved by GBL, LOGAIR, or other CONUS inland mode to a CONUS staging or aggregation area; staging or aggregation of the materiel; and onward movement of the materiel by GBL or other prepaid (reimbursable) CONUS transportation to an aerial or water POE, FAS an overseas carrier at a CONUS POE, or arrangements are made by the FMS customer.

**Table C-67-1
Transportation Bill Code—Continued**

Code	Explanation
Q	Materiel moved by GBL or other CONUS inland mode to a CONUS staging or aggregation area; staging or aggregation of the materiel; out movement of the materiel from the staging area by GBL or other prepaid (reimbursable) CONUS transportation to an aerial or water POE; port handling of the materiel; and onward movement by GBL, Air Mobility Command channel airlift, USAF organizational aircraft, MSC sealift, and combinations thereof, to an overseas POD in rate area one or two, when overseas carrier discharge and all subsequent arrangements are made by the FMS customer.
R	Materiel moved by GBL or other CONUS inland mode to a CONUS staging or aggregation area; staging or aggregation of the materiel; out movement of the materiel from the staging area by GBL or other prepaid (reimbursable) CONUS transportation to an aerial or water POE; port handling of the materiel; onward movement by GBL Air Mobility Command channel airlift, USAF organizational aircraft, MSC sealift, and combinations thereof, to an overseas POD in rate area one or two; overseas port handling of the materiel; and onward overseas inland movement to the ultimate FMS consignee at an overseas, inland destination in rate area one or two.
S	Materiel moved by GBL or other CONUS inland mode to a CONUS staging or aggregation area; staging or aggregation of the materiel; out movement of the materiel from the staging area by GBL or other prepaid (reimbursable) CONUS transportation to an aerial or water POE; and loading of the materiel aboard a country-owned or provided aircraft or vessel, when all arrangements subsequent to loading the aircraft or vessel are made by the FMS customer.
T	Materiel moved per delivery term code.
U	Materiel moved by parcel post or commercial package carrier to CONUS POE when all arrangements subsequent to loading the vessel are made by the FMS customer. (Mode of shipment determines whether parcel post or commercial package carrier is used.)
V	Materiel moved by parcel post or commercial package carrier to an overseas POD in rate areas one or two, including overseas carrier discharge, when subsequent arrangements are made by the FMS customer. (Mode of shipment determines whether parcel post or commercial package carrier is used.)
X	Materiel moved by parcel post or commercial package carrier to an overseas POD in rate areas one or two when overseas carrier discharge and subsequent arrangements are made by the FMS customer. (Mode of shipment determines whether parcel post or commercial package carrier is used.)
Y	Materiel moved by parcel post or commercial package carrier to the ultimate FMS consignee at an overseas inland destination in rate area one or two. (Mode of shipment determines whether parcel post or commercial package carrier is used.)

**Table C-70
DOD Activity Address File Edit Error Codes**

Error Code	Instructions
01	Invalid DIC (rp 1-3)
02	Invalid TAC (rp 7)
03	Invalid entry in activity address code (rp 8-13)
04	Invalid type unit code (rp 14)
05	Invalid requisitioning authorization code (rp 15)
06	Invalid registered name (rp 17-48)
07	Invalid street address (rp 14-48)
08	Invalid city (rp 14-48)
09	Invalid state/country (rp 36-37)
10	Invalid ZIP/APO code (rp 39-48)
11	Invalid air terminal identifier code (rp 49-51)
12	Invalid standard point location code (rp 52-57)

**Table C-70
DOD Activity Address File Edit Error Codes—Continued**

Error Code	Instructions
13	Invalid effective date (rp 58-62)
14	Invalid BBP DODAAC (rp 67-72)
15	Invalid water port identifier code (rp 73-75)
16	Invalid sequence number (rp 80)
17	Invalid fiscal station number (rp 44-48)
18 ¹	Invalid UIC (rp 19-23)
19 ¹	Invalid prime contractor CAGE code (rp 47-51)
20 ¹	Invalid subcontractor CAGE code (rp 30-34)
21 ¹	Invalid expiration date (rp 53-57)
22 ¹	Invalid contract number (rp 63-75)
23 ¹	Invalid delivery order number (rp 76-79)
24 ¹	Invalid UIC (rp 4G-45)

Notes:

¹ DIC TA1/TA3 Commercial DODAAC/CAGE Data (Table E-133)

Example:

8	9	10	11	12	13	14	15	16	17	18	19	20	21	22
8	3	2	0	0	0	3	1	2	3	4	1	2		

Blank

Figure C-1. Stock or part number

Example:

8	9	10	11	12	13	14	15	16	17	18	19	20	21	22
1	5	6	0	0	0	3	1	2	3	4	1	2	B	C

OR

8	9	10	11	12	13	14	15	16	17	18	19	20	21	22
8	3	2	0	0	0	3	1	2	3	4	1	2		

Blank

Figure C-2. Stock or part number

Example:

8	9	10	11	12	13	14	15	16	17	18	19	20	21	22
5	3	4	0	0	0	1	2	3	1	2	3	4		

Blank

Figure C-3. Stock or part number

Example:

8	9	10	11	12	13	14	15	16	17	18	19	20	21	22
1	2	3	4	5	1	2	3	4	5	6	7	8	9	0

Figure C-4. Stock or part number

Example:

(Less than 15 digits)

8	9	10	11	12	13	14	15	16	17	18	19	20	21	22
1	2	3	4	5	6	7	8	9	1	2	3			

Blank

Figure C-5. Stock or part number

(15 digits)

8	9	10	11	12	13	14	15	16	17	18	19	20	21	22
1	2	3	4	5	6	7	8	9	1	2	3	4	5	6

Figure C-6. Stock or part number

Agency

Serv		Address			
45	46	47	48	49	50

Figure C-7. Supplementary address

Appendix D Supply Correspondence Formats

D-1. DD Form 173 (Joint message form formats)

Figures D-1 through D-11 are supply correspondence formats which require use of DD Form 173 (Joint Message Form). Figure D-1 shows how a joint message form should be completed as a MILSTRIP message requisition. Figures D-2 through D-11, shown here as data information only, are to have that data information placed in the body of the message form as shown in figure D-1. Joint message form figures are as follows:

- a. Figure D-1. Joint Messageform (DD Form 173)—Sample of MILSTRIP message requisitions.
- b. Figure D-2. Joint Messageform (DD Form 173)—Sample of MILSTRIP part number/non-NSN message requisitions.
- c. Figure D-3. Joint Messageform (DD Form 173)—Sample of formatted teletype message.
- d. Figure D-4. Joint Messageform (DD Form 173)—MILSTRIP message supply assistance requests.
- e. Figure D-5. Joint Messageform (DD Form 173)—Sample of MILSTRIP message follow-up.

f. Figure D-6. Joint Messageform (DD Form 173)–Abbreviated MILSTRIP message supply status.

g. Figure D-7. Joint Messageform (DD Form 173)–Abbreviated MILSTRIP message shipment status.

h. Figure D-8. Joint Messageform (DD Form 173)–Mass or universal cancellation message request.

i. Figure D-9. Joint Messageform (DD Form 173)–Abbreviated message excess report(s) (materiel returns program).

j. Figure D-10. Joint Messageform (DD Form 173)–Request for special material obligation validation.

k. Figure D-11. Joint Messageform (DD Form 173)–Reply to special materiel obligation validation request.

k.1. Figure D-11.1. Joint Message form (DD Form 173)–Request for DAAS to provide MOV response.

D-2. GSA mailer format

Figure D-12 is a sample of clear text supply and shipment status provided to customers on GSA Form 10050, GSA Mailer. This form

is never generated by requisitioners, but is a means for DAAS to provide clear text supply and shipment status to requisitioners.

D-3. Military letter formats for back order validation correspondence

Figures D-13 through D-18 are military letter formats authorized by MILSTRIP for back order validation correspondence. These figures are as follows:

a. Figure D-13. Request for validation of back orders (example).

b. Figure D-14. Followup request or reconciliation of back orders (example).

c. Figure D-15. Request for validation of materiel obligations (MAP grant aid transactions) (from supply source to ILCO) (example).

d. Figure D-16. Followup request for validation of materiel obligations (MAP grant aid transactions) (from supply source to ILCO) (example).

e. Figure D-17. Request for validation of materiel obligations (MAP grant aid transactions) (from ILCO to SAOs) (example).

f. Figure D-18. Followup request for validation of materiel obligations (MAP grant aid transactions) (from ILCO to SAOs) (example).

JOINT MESSAGEFORM						SECURITY CLASSIFICATION				
PAGE	DTG/RELEASE TIME			PRECEDENCE		CLASS	SPECAT	LMF	CIC	ORIG/MSG IDENT
	DATE-TIME	MONTH	YR	ACT	INFO					
OF										
BOOK	MESSAGE HANDLING INSTRUCTIONS									
<p>FROM: {APPROPRIATE INDICATOR OF SENDER}</p> <p>TO: {INSERT ADDRESSEE(S)}</p> <p>MILSTRIP REQUISITIONS</p> <p>1. ADA/A22/2/3030007201125/EA/00001/A23642/2182/0121/R/Y12345/A/ 12/BLNK/BLNK/04/188/28</p> <p>2. ADE/A22/2/3030001622460/EA/00040/A23642/2183/0120/R/Y12345/A/ 12/BLNK/BLNK/04/188/28</p> <p>{NOTE: EXCEPTION DATA WILL BE ENTERED ON THE LINE IMMEDIATELY FOLLOWING THE REQUISITION TO WHICH IT PERTAINS}</p>										
DISTR:										
DRAFTER TYPED NAME TITLE OFFICE SYMBOL PHONE						SPECIAL INSTRUCTIONS				
RELEASER	TYPED NAME, TITLE, OFFICE SYMBOL AND PHONE					SECURITY CLASSIFICATION				
	SIGNATURE									

6
5
4
3
2
1
0

DD FORM 173/2 (OCR)

PREVIOUS EDITION IS OBSOLETE

W GPO: 1979 - 302-176

Figure D-1. Joint Messageform (DD Form 173)-Sample of MILSTRIP Message Requisitions

FROM: (APPROPRIATE INDICATOR OF SENDER)

TO: (INSERT ADDRESSEE(S))

SUBJECT: MILSTRIP REQUISITIONS

1. AOE/B14/2/35041234567899/KA/00040/A23642/0150/0111/R/BLNK/A/ 12089/BLNK/02/159/2B

*** IDENTIFICATION DATA**

a. Mfg. code and overflow when exceeds cc 8-22.	g. Name/description.
b. Mfg. name.	h. Make.
c. Mfg. catalog no. and date.	i. Model no.
d. Technical order no.	j. Series.
e. Technical manual no.	k. Serial no.
f. End item application.	l. Color.
	m. Size.

***(Include only applicable portions, using the same alpha designators.)**

REMARKS (Use when additional data, not covered above, is furnished.)

Figure D-2. Joint Messageform (DD Form 173)-Sample of MILSTRIP Part Number/Non-NSN Message Requisitions

FROM:
TO: DEFENSE AUTOMATIC ADDRESSING SYSTEM

SUBJECT: MILSTRIP DOCUMENTS (SUBJECT IS OPTIONAL)

A#01NOZW5960004567890	EA0001R5219271840001RYNOE01AKR	9NEK505	REQN
A#01NOZW5960001234567	EA0001R5219271840002RYNOE01AKR	9NEK505	REQN
AF1NOZW5960006540780	EA0002R5218271670133RYNOE01AKR	9NEK5051698M	FOLLOWUP
AT1NOZW5960007654321	EA0001R5219271480002RYNOE01AKR	1NEK505	FOLLOWUP
AM1NS5W5960004217619	EA0001R5219271770108RYNOE01AKR	1NEK50517988	REQN MODIFIER
AM1NS5W3110009163134	EA0002R6219271780004RYNOE01AKR	9NEK50518088	REQN MODIFIER
AC1S91W6610004361916	EA0002R5219271670001RYNOE05AKR	1HEK505178	CANCELLATION REQUEST
AC1NS5W5905001363612	EA0002R5219271670001RYNOE05AKR		CANCELLATION REQUEST
AP95910202002	AT50208020 8025 8034		MOV RECEIPT CONFIRMATION

Figure D-3. Joint Messageform (DD Form 173)—Sample of Formatted Teletype Message

FROM: TO: (INSERT ADDRESS)

SUBJECT: MILSTRIP SUPPLY ASSISTANCE REQUEST

This command is having serious problems due to lack of items in following documents. Request accelerated delivery and improved ESDs.

1.

Document number with
suffix code (cc 30-44)

Example:

FB2300/4152/0111/B

FB2300/4155/0013

NSN

(cc 8-20)

8305001234567

83100023445678

2. *Substitutes.* List all known and acceptable substitute NSNs or part numbers. If none, so state.

3. *Next higher assembly.* If none, so state.

4. *Lateral support.* List any activities contacted in an attempt to obtain item through lateral support and/or known activities using same end item or weapon system. If none, so state.

5. *Known source.* List any known sources for the item to include name, mailing address, and telephone number (if known). If none, so state.

6. *Mission impact statement.* Include end item description, weapon system application. Indicate mission degradation created by lack of item(s) or statement "A classified NMCS condition exists due to lack of required assets."

7. *Remarks.* Include additional pertinent data not covered above.

Figure D-4. Joint Messageform (DD Form 173)—MILSTRIP Message Supply Assistance Request(s)

FROM: (APPROPRIATE INDICATOR OF SENDER) TO: (INSERT ADDRESSEE(S))

SUBJECT: MILSTRIP MESSAGE FOLLOWUP

1. AF1/A22/2/3030007201125/EA/00001/A23642/2181/0121/R/Y12345/A/12/ BLNK/BLNK/04/188/2B
2. ATE/A22/2/3030001622460/EA/00040/A23642/2182/0122/R/Y12345/A/12/ BLNK/BLNK/04/188/2B
3. AFC/A22/2/8305001234567/EA/00040/A23642/1250/0111/R/BLNK/A/12/ BLNK/BLNK/187/BLNK

(Note: Exception data, if entered in an ADE or AD5 requisition, will be omitted from followups in the AF-series. AT5 or ATE followups will contain the same exception data that was entered in the original A05 or A0E requisition.)

Figure D-5. Joint Messageform (DD Form 173)—Sample of MILSTRIP Follow-up

FROM:

TO: (INSERT ADDRESS)

SUBJECT: Abbreviated MILSTRIP Supply Status

1. AE1/8305001234567/EA/00040/FB2300/1215/0001/BLNK/02/BB/3015
2. AE1/8310002345678/EA/00012/FB2300/1259/0014/B/02/2283

Figure D-6. Joint Messageform (DD Form 173)—Abbreviated MILSTRIP Message Supply Status

FROM:

TO: (INSERT ADDRESS)

SUBJECT: Abbreviated MILSTRIP Shipment Status

1. AS1/00040/FB5294/1165/0001/BLNK/056/FB529490170001XXX/B
2. AS1/00012/FB5294/1165/0003/A/044/FB529490170003XXX/B

Figure D-7. Joint Messageform (DD Form 173)—Abbreviated MILSTRIP Message Shipment Status

FROM: (ENTER NAME OF REQUESTOR FROM COLUMN 1, TABLE 4-9)

TO: (ENTER DESIGNATED SERVICE/AGENCY FOCAL POINTS FROM COLUMN 2, TABLE 4-9)

SUBJECT: Mass or Universal Cancellation (Specify applicable procedures)

1. Requested by: (Enter office symbol of requestor (from.))
2. Consignee: (Enter "N/A" (not applicable) or DODAAC(s) to be cancelled.)
3. Effective date: (Enter Julian date that cancellation action is to be implemented.)
4. Priority designator: (Enter "N/A" or applicable PDs to be cancelled.)
5. FSC, FSG, NSN, P/N: (Enter "N/A" or FSC, FSG, NSN or P/Ns to be cancelled.)
6. Project code(s): (Enter "N/A" or project codes to be cancelled.)
7. (Rescinded.)
8. Special instructions: (Enter "N/A" or applicable entry from para 4-71e for mass cancellations. Enter "none" for universal cancellations.)

All paragraph headings are mandatory entries. DODAAC(s) in paragraph 2 are mandatory when data is entered in paragraph 4 or 5. (Complete all other message elements in accordance with Service instructions.)

Figure D-8. Joint Messageform (DD Form 173)—Mass or Universal Cancellation Message Request

FROM: (APPROPRIATE INDICATOR OF REPORTING ACTIVITY)
TO: (INSERT ADDRESSEE)
SUBJECT: MILSTRIP Excess Report
FTE/S9E/2/5910001882725/EA/00100/FB2300/9261/0001/BLNK/FM2300/J/ 6C/BLNK/3AA/BLNK/BLNK/DEM/BLNK/A/BLNK
(Complete all other message elements in accordance with Service instructions.)

DOD Joint Messageform, DD Form 173, is a means by which an activity reports materiel which is excess to its authorization to an ICP for disposition instructions. This method of reporting will be limited to those activities that do not have access to data pattern communications facilities and rapid document transmission is required to expedite processing of the excess report. The above example applies equally to other MRP formats by showing applicable DIC and data content shown in this figure.

Figure D-9. Joint Messageform (DD Form 173)–Abbreviated Message Excess Report(s) (Material Returns Program)

FROM: (INSERT ADDRESS OF INITIATOR)
TO: (INSERT ADDRESSEE)
SUBJECT: Request for Special Materiel Obligation Validation

1. Request special reconciliation and validation of need for item held as a materiel obligation at this activity.
 - a. Document number (*enter requisition number*).
 - b. Stock or part no. (*enter number being reviewed*).
 - c. Quantity (*enter quantity on back order*).
 - d. PD (*enter priority designator in requisition*).
 - e. Ship to (*if other than addressee, enter DODAAD code*).
2. Request reply by (*enter a date 15 days beyond date of message dispatch*) showing quantity to be retained as a materiel obligation. If reply is not received by this date, the obligated quantity will be cancelled.

Note: (Complete all other message elements in accordance with Service instructions.)

Figure D-10. Joint Messageform (DD Form 173)–Request for Special Material Obligation Validation

FROM: (INSERT ADDRESSEE)
TO: (INSERT ADDRESSEE)
SUBJECT: REPLY TO SPECIAL MATERIEL OBLIGATION VALIDATION REQUEST

1. This is in reply to your message (*insert original request message number*) requesting special validation of need for item held as a materiel obligation.
 - a. Document number (*enter requisition number*).
 - b. Stock or part no. (*enter applicable number*).
 - c. Quantity (*enter quantity still required or "none"*).
2. A quantity of (*enter applicable quantity*) has been received prior to preparation of this validation response.

Note: Paragraph 2 above will be omitted if none of the item has been received.
(Complete all other message elements in accordance with Service instructions.)

Figure D-11. Joint Messageform (DD Form 173)–Reply to Special Material Obligation Validation Request

FROM: (Enter appropriate authorizing MACOM)
TO: DAASO GENTILE AFB OH //DAASO-VL//
INFO: CDRAMC ALEXANDRIA VA //AMCSM-MSM//
SUBJECT: Request for DAAS to Provide MOV Response

1. This command requests the DAAS provide response to MOV requests for (*enter name of activity to include DODAAC*) for MOV cycle (*enter appropriate cycle number from Table 4-2*). This request has been approved by the (*enter MACOM or fleet/theater commander as appropriate*).
2. The action officer for this message is (*enter name and DSN number of responsible individual having knowledge of this request*).

Figure D-11.1. Joint Messageform (DD Form 173)–Request for DAAS to provide MOV response

DOD AUTOMATIC ADDR. SYS. OFFICE
GENTILE AIR FORCE STATION
DAYTON, OHIO 45444

USPS EASTERN REGION
PROCUREMENT DIVISION
1845 WALNUT ST ROOM 721
PHILADELPHIA PA 19103

182MUG

SUPPLY AND SHIPMENT STATUS INFORMATION AS OF 21 SEP 83

YOUR REQN 172MUG-3252-0001, NSN 5950-00-123-4567 STATUS FROM SUPPLY SOURCE AKZ TACOM, WARREN MI, U/I BX, QTY 12345, UNITPR 12345.67 CODE "BA" ITEM BEING PROCESSED FOR RELEASE AND SHIPMENT. EST SHIP DATE (IF APPLICABLE) IS DAY 3275

YOUR REQN 172MUG-3252-0002, NSN 5950-00-123-4567 STATUS FROM SUPPLY SOURCE AP5 USASC PHILA PA, U/I Ft, QTY 123, UNITPR 123.45 CODE "BB" ITEM HAS BEEN BACKORDERED. EST SHIP DATE IS DAY 3330

YOUR REQN 172MUG-3252-0003, NSN 5950-00-123-4567 STATUS FROM SUPPLY SOURCE A12 TRSCM ST LOUIS, U/I SE, QTY 23, UNITPR 200.00 CODE "G" SHIPPED BY SURFACE PARCEL POST ON DAY 260 THE GBL/TCN NUMBER IS 204pp32350005XX

YOUR REQN 172MUG-3252-0004, NSN 5950-00-123-4567 STATUS FROM SUPPLY SOURCE A35 GMPC NEW CUM PA, U/I EA, QTY 1, UNITPR 2.55 CODE "BD" SUSPENDED. YOUR REQN DELAYED FOR REVIEW OR IDENTIFICATION. FURTHER STATUS WILL BE PROVIDED SHORTLY

YOUR REQN 172MUG-3252-0005, NSN 5950-00-123-4567 STATUS FROM SUPPLY SOURCE B14 ARMCOM ROCK IS IL, U/I EA, QTY 1, UNITPR 2.55 CODE "BE" DEPOT STORAGE ACTIVITY HAS A RECORD OF THE MRO BUT NO SUPPORTING TRANSACTION/RECORD OF ACTION TAKEN.

YOUR REQN 172MUG-3252-0006, NSN 5950-00-123-4567 STATUS FROM SUPPLY SOURCE B16 ECOM FT MON NJ, U/I EA, QTY 1, UNITPR 2.55 CODE "BF" NO RECORD OF YOUR REQN IF ITEM STILL REQUIRED. SUBMIT REQN USING NEW DOCUMENT NUMBER.

YOUR REQN 172MUG-3252-0007, NSN 5950-00-123-4567 STATUS FROM SUPPLY SOURCE B17 AVACOM ST LOUIS, U/I EA, QTY 1 UNITPR 2.55 CODE "BG" STOCK NUMBER CHANGED. CHECK UNIT OF ISSUE AND QUANTITY FOR POSSIBLE CHANGES.

YOUR REQN 172MUG-3252-0008, NSN 5950-00-123-4567 STATUS FROM SUPPLY SOURCE B46 SAMSC WARRENTON, U/I EA, QTY 1, UNITPR 2.55 CODE "BH" SUBSTITUTE BEING SUPPLIED. STOCK NUMBER SHOWN IS THE SUBSTITUTE. CHECK UI AND QTY FOR CHANGES.

YOUR REQN 172MUG-3252-0009, NSN 5950-00-123-4567 STATUS FROM SUPPLY SOURCE FGZ ALC HILL AFB, U/I EA, QTY 1, UNITPR 2.55 CODE "BJ" UNIT OF ISSUE AND/OR QUANTITY CHANGED.

Figure D-12. GSA Form 10050 (GSA Mailer)(Example)

YOUR REQN 172MUG-3252-0011, NSN 5950-00-123-4567 STATUS FROM SUPPLY SOURCE GSA GEN SVC ADMIN, U/I EA, QTY 1, UNITPR 2.55 CODE "BM" YOUR DOCUMENT FORWARDED TO ACTY SHOWN IN THE SUPPLY SOURCE COLUMN. SEND FOLLOWUPS TO THAT ACTY.

YOUR REQN 172MUG-3252-0012, NSN 5950-00-123-4567 STATUS FROM SUPPLY SOURCE NDZ NSC SAN DIEGO, U/I EA, QTY 1, UNITPR 2.55 CODE "BP" ITEM BACKORDERED OR BEING PROCURED FOR DIRECT DELIVERY. SHIPPING DELAYED. EST SHIP DATE IS 3291

YOUR REQN 172MUG-3252-0013, NSN 5950-00-123-4567 STATUS FROM SUPPLY SOURCE NOZ NSC OAKLAND CA, U/I EA, QTY 1 UNITPR 2.55 CODE "BQ" CANCELED. RESULT OF REQUEST FROM REQUISITIONER, CONSIGNEE OR OTHER AUTH ACTY, DEOBLIGATE FUNDS.

YOUR REQN 172MUG-3252-0014, NSN 5950-00-123-4567 STATUS FROM SUPPLY SOURCE SMT DDM MPHS TENN, U/I EA, QTY 1, UNITPR 2.55 CODE "BR" CANCELED. RESULT OF RESPONSE TO MATERIAL OBLIGATION VALIDATION REQUEST.

YOUR REQN 172MUG-3252-0015, NSN 5950-00-123-4567 STATUS FROM SUPPLY SOURCE S7S DSRPAC ALAMEDA CA, U/I EA, QTY 1, UNIPR 2.55 CODE "BS" CANCELED. ACTY FAILED TO RESPOND TO MATERIAL OBLIGATION VALIDATION REQUEST.

YOUR REQN 172MUG-3252-0016, NSN 5950-00-123-4567 STATUS FROM SUPPLY SOURCE S9C DCSC COLUMBUS OH, U/I EA, QTY 1, UNITPR 2.55 CODE "BV" ITEM BEING PROCURED FOR DIRECT SHIPMENT TO CONSIGNEE EST SHIP DATE IS DAY 3355

YOUR REQN 172MUG-3252-0017, NSN 5950-00-123-4567 STATUS FROM SUPPLY SOURCE S9E DESC DAYTON OH, U/I EA, QTY 1, UNITPR 2.55 CODE "B4" CANCELED. RESULT OF REQUEST FROM AUTH ACT. DO NOT DEOBLIGATE FUNDS. CHARGES WILL BE BILLED.

YOUR REQN 172MUG-3252-0018, NSN 5950-00-123-4567 STATUS FROM SUPPLY SOURCE S9F DFSC ALEX VA, U/I EA, QTY 1 UNITPR 2.55 CODE "B9" CANCELLATION REQUEST RECEIVED, ATTEMPTING TO CANCEL REQN OR DIVERT SHIPMENT, DO NOT DEOBLIGATE FUNDS.

YOUR REQN 172MUG-3252-0019, NSN 5950-00-123-4567 STATUS FROM SUPPLY SOURCE S9G DGSC RICH VA, U/I EA, QTY 5, UNITPR 234.56 CODE "CB" REJECTED. YOUR REQUISITION REQUESTED REJECTION OF QTY NOT AVAILABLE. QUANTITY SHOWN IS QUANTITY NOT FILLED.

YOUR REQN 172MUG-3252-0020, NSN 5950-00-123-4567 STATUS FROM SUPPLY SOURCE S9I DISC PHIL PA, U/I EA, QTY 5, UNITPR 123.45 CODE "CH" REJECTED. REQN SENT TO WRONG SUPPLY SOURCE, SUBMIT NEW REQN TO CORRECT SUPPLY SOURCE.

YOUR REQN 172MUG-3252-0021, NSN 5950-00-123-4567 STATUS FROM SUPPLY SOURCE S9L DLSC BTL CRK MI U/I EA, QTY 2, UNITPR 1.25 CODE "CM"REJECTED. FUND OBLIGATION NOT CITED. SUBMIT NEW REQN WITH PROPER FUND CODE.

YOUR REQN 172MUG-3252-0022, NSN 5950-00-123-4567 STATUS FROM SUPPLY SOURCE S9M DPSC PHIL PA, U/I EA, QTY 3, UNITPR 3.33 CODE "CP" REJECTED. RPOCURE LOCALLY (FED SUPPLY SCHEDULE ECT.) OR SUBMIT NEW REQN WITH ADVICE CODE 2A.

YOUR REQN 172MUG-3252-0023, NSN 5950-00-123-4567 STATUS FROM SUPPLY SOURCE S9P DPSC PHIL PA, U/I EA, QTY 1, Unitpr 2.50 CODE "B" SHIPPED BY MOTOR FRT. (LESS TRUCKLOAD) ON DAY 255 THE GEL/TON NUMBER IS 307ppp0310003XXX.

YOUR REQN 172MUG-3252-0024, NSN 5950-00-123-4567 STATUS FROM SUPPLY SOURCE S DPSC PHIL PA, U/I EA, QTY 5, UNITPR 222.33 CODE "5" SHIPPED BY UNITED PARCEL SERVICE ON DAY 275 THE GBL/TCN NUMBER IS GFOOD1UTXTT4637.

Figure D-12. GSA Form 10050 (GSA Mailer)(Example)-Continued

(Insert date)

FROM: (Insert the official clear-text name and address of the initiating activity and its assigned activity address code.)

TO: (Insert the official clear-text name and address and address code of the activity to receive the validation request documents.)

SUBJECT: Request for Validation of Back Orders

1. In accordance with DA procedures, each overage back order on the record of this activity must be validated by the requisitioner.
2. Accordingly, inclosed are (number) back-order validation request transactions and a listing of the transactions (when applicable). The requirements represented by these requests are to be validated by actually contacting the using organization for whom ordered to determine (a) if the need still exists and (b) if the assigned UMMIPS priority designator is still appropriate and authorized.
3. Also each request must be reconciled with your due-in records. An AP . . . response transaction will be submitted for each AN request inclosed to show continuation or cancellation of the requirement. An AM modifier document will be submitted for each validated requirement when the issue priority designator (IPD) or required delivery date changes.
4. Failure to submit response transactions will result in cancellation of your requisition on the records of this activity. Moreover, failure to acknowledge receipt of these request transactions (see below) and to submit response transactions will also result in automatic cancellation of the back orders.

Inclosures
(Authorizing Officer)

DO NOT DETACH

RETURN ENTIRE SIGNED LETTER TO 'FROM' ADDRESS ABOVE

ACKNOWLEDGEMENT

Above validation request transactions were received . . . These items and IPD will be validated by the user.

(Authorizing Officer)

Figure D-13. Request for Validation of Back Orders (Example)

(Insert date)

FROM: (Insert the official clear-text name and address of the initiating activity and its assigned activity address code.)

TO: (Insert the official clear-text name and address and address code of the activity to receive the validation request documents.)

SUBJECT: Followup on Request for Validation of Back Orders.

1. (Insert reference to original letter.)
2. The referenced letter (copy inclosed) forwarded (number) back order validation request transactions and requested that receipt be acknowledged. This activity has no record of receipt of the requested acknowledgement. Inclosed also are duplicates of the affected request transactions and a listing.
3. Also requested that receipt of these requests be acknowledged and that response transactions be submitted for each request. Failure to do so will result in automatic cancellation of your requisitions on (enter reply date established by DA for each cycle).

Inclosures
Copy furnished: (if applicable)
Authorizing Officer

DO NOT DETACH

RETURN ENTIRE SIGNED LETTER TO 'FROM' ADDRESS ABOVE

ACKNOWLEDGEMENT

Above validation request transactions were received . . . These items and IPD will be validated by the user.

(Authorizing officer)

Figure D-14. Followup Request for Reconciliation of Back Orders (Example)

(Insert date)

FROM: Insert the official clear-text name and address of the initiating activity and its assigned Activity Address Code.)

TO: (Insert the official clear-text name and address, including the Activity Address Code of the ILCO to receive the Validation Request Documents.)

SUBJECT: Request for Validation of Materiel Obligations

1. Enclosed are (*quantity*) Materiel Obligation Validation Request Transactions and a listing of the transactions (*strike out if not applicable*) Each of the enclosed validation requests, pertaining to MAP Grant Aid transactions, reflects quantities of the indicated items held as materiel obligations at this installation as of (*enter cut off date*) and for which the requisitions are aged 180 days or more past the requisition document number date. The validation requests are submitted to your activity in accordance with the code contained in record position 54 of the original requisition document.

2. It is required that the item indicated by each validation request be reconciled with your records. It is also required that each enclosed materiel obligation validation request be reviewed by the appropriate Country SAO to determine the continuing need for the item and quantity shown. An AP . . . response transaction is required for each item along with the validation request enclosed or listed, to show the desire to continue or cancel the requirement.

3. Request that receipt of the enclosed validation request transactions be acknowledged by insertion of the date and signature below and return of the correspondence to this installation.

2 Encl

1. Materiel Obligation Validation Request Transactions

2. Listing of Request Transactions (as applicable)

ACKNOWLEDGEMENT OF RECEIPT

Above validation request transactions were received (*date*) (*Signature*)

DO NOT DETACH

Figure D-15. Request for Validation of Material Obligations (MAP Grant Aid Transactions) (from Supply Source to ILCO) (Example)

(Insert date)

FROM: Insert the official clear-text name and address of the initiating activity and its assigned Activity Address Code.)

TO: (Insert the official clear-text name and address, including the Activity Address Code of the ILCO to receive the Validation Request Documents.)

SUBJECT: Followup on Request for Validation of Materiel Obligations

REFERENCE: (Insert reference to original letter.)

1. The referenced letter forwarded (*quantity*) Materiel Obligation Validation Request Transactions, pertaining to MAP Grant Aid transactions, and requested that receipt be acknowledged. This activity has no record of receipt of the requested acknowledgement nor any response to the validation requests. Enclosed are duplicates/triplicates (*strike out one*) of the (*quantity*) Materiel Obligation Validation Request Transactions and a listing of these transactions (*strike out if not applicable*).

2. It is required that the item indicated by each validation request be reconciled with your records. It is also required that each enclosed validation request be reviewed by the appropriate Country SAO to determine the continuing need for the item and quantity shown. A response is required for each validation request to indicate the desire to continue or cancel the requirement.

3. Request that receipt of the enclosed materiel obligation validation request transactions be acknowledged by insertion of the date and signature below and return of the correspondence to this installation.

2 Encl

1. Materiel Obligation Validation Request Transactions

2. Listing of Request Transactions (as applicable)

ACKNOWLEDGEMENT OF RECEIPT

Above validation request transactions were received (*date*) (*signature*)

Figure D-16. Followup Request for Validation of Material Obligations (MAP Grant Aid Transactions)(from Supply Source to ILCO) (Example)

(Insert date)

FROM: (Insert the official clear-text name and address of the initiating International Logistic Control Office and its assigned Activity Address Code.)

TO: (Insert the official clear-text name and address of the SAO to receive the Validation Request Documents.)

SUBJECT: Request for Validation of Materiel Obligations

1. Enclosed are listings (in duplicate) of Materiel Obligation Validation Request Transactions and a complete set of the transactions (*strike out if not applicable*) Each of the validation requests reflects quantities of the indicated items recorded as materiel obligations as of (*enter cutoff date*) and for which the requisitions are aged 180 days or more past the requisition document number date. The requests are submitted to your activity for validation of the continuing need for the item in the original requisition document.
2. It is required that the item indicated by each validation request be reconciled with your records. It is also required that each validation request be reviewed to determine the continuing need for the item and quantity shown.
3. Request that a copy of the enclosed listing/data block 8 and block U of the remarks block, respectively of documents be annotated to indicate: (1) the quantity of each item still required and (2) the quantity of each item received prior to receipt of the validation requests. A copy of the annotated listing/the annotated transactions should be transmitted by airmail to this activity to arrive no later than, (*enter date*) which is 35 calendar days prior to the supply source response due date.
4. Request that acknowledgement of receipt of enclosed materiel obligation validation request documents be accomplished by insertion of the date and signature below and return of the correspondence to this installation.

2 Encl

1. Listings of Validation Requests (in duplicate).
2. Materiel Obligation Validation Request Transactions (as applicable)

ACKNOWLEDGEMENT OF RECEIPT

Above validation request documents were received (*date*) (*signature*)

DO NOT DETACH

Figure D-17. Request for Validation of Material Obligations (MAP Grant Aid Transactions) (from ILCO to SAOs) (Example)

FROM: (Insert the official clear-text name and address of the initiating International Logistic Control Office and its assigned Activity Address Code.)

TO: (Insert the official clear-text name and address of the SAO to receive the Validation Request Documents.)

SUBJECT: Followup on Request for Validation of Materiel Obligations

REFERENCE: (Insert reference to original letter.)

1. The referenced letter forwarded listings (in duplicate) of Materiel Obligation Validation Request Transactions and a complete set of the transactions (*strike out if not applicable*) and requested that receipt be acknowledged. This activity has no record or receipt of the requested acknowledgement nor any response to the validation requests. Enclosed are duplicates/triplicates (*strike out one*) of listings of Materiel Obligation Validation Request Transactions and a complete set of the transactions (*strike out if not applicable*) The requests are submitted to your activity for validation of the continuing need for the item in the original requisition document.
2. It is required that the item indicated by each validation request be reconciled with your records. It is also required that each validation request be reviewed to determine the continuing need for the item and quantity shown.
3. Request that a copy of the enclosed listing/data block 8 and block U of the remarks block, respectively, of transaction documents (*strike one out*) be annotated to indicate: (1) the quantity of each item still required and (2) the quantity of each item received prior to receipt of the validation requests. A copy of the annotated listing/the annotated transactions (*strike out one*) should be transmitted by airmail to this activity to arrive no later than (*enter date*), which is 35 calendar days prior to the supply source response due date.
4. Request that acknowledgement of receipt of the enclosed materiel obligation validation request documents be accomplished by insertion of the date and signature below and return of the correspondence to this installation.

ACKNOWLEDGEMENT OF RECEIPT

Above validation request documents were received (*date*) (*signature*)

DO NOT DETACH

Figure D-18. Followup Request for Validation of Material Obligations (MAP Grant Aid Transactions)(from ILCO to SAOs) (Example)

Appendix E MILSTRIP and MILSTRAP Document Entries

E-1. DIC A0_, requisition

For international logistics format, see table 11-1. Requisition entries are in table E-1.

E-2. DIC AO_, pre-positioned requisition for OPLAN, or mobilization station/training base installation requirements.

The entries in table E-2 will apply when preparing supply requisitions in support of approved Army contingency and operations plans (OPLANs), or mobilization station/training base installation requirements. (See chap 12 for further explanation regarding the use of this requisition format.)

E-3. DIC A02/A0B, part number and non-NSN requisition (mechanical)

Transaction entries are in table E-3.

E-4. DIC A2_, redistribution order

a. This transaction is originated by an inventory manager to an accountable supply distribution activity. It directs release of materiel to another supply distribution activity within the same supply complex. See table E-4.

b. Make entries in the remarks field only when it is necessary to convey information not included in the coded data and the transaction will not be transceived.

E-5. DIC A3_, passing order

a. The passing order is the transaction by which an erroneously routed requisition is rerouted to the proper source of supply when information as to the current source of supply is readily available. The passing order will also be used to reroute a requisition from one distribution system to another. See table E-5.

b. Make entries in the remarks field only when it is necessary to repeat data entered on the requisition. In all such cases, rp 3 of the DIC will identify the transaction as containing exception data. The passing order with exception data will not be transceived.

E-6. DIC A4_, referral order

a. This transaction is used by an accountable activity that receives a correctly routed requisition and 'passes' it for continued supply. See table E-6.

b. Processing points receiving a referral order will enter the same DIC when referring the requisition to another processing point for secondary supply.

c. Make entries in the remarks field only when it is necessary to repeat data entered by the requisitioner. In all such cases, the third position of the DIC will identify the transaction as containing exception data. The referral order will not be transceived when it contains exception data.

E-7. DIC A5_, materiel release order (MRO)/DIC AF6, follow-up

a. The MRO is the transaction by which an accountable distribution point directs the release of materiel from a nonaccountable storage site at another installation.

b. The MRO contains data that are mandatory entries in the release/receipt transaction. When DD Form 1348-1 or DD Form 1348-1 Automated is used in lieu of the MRO, it will contain the required data entries in table E-7.

c. Make entries in the remarks field only when necessary to repeat data entered by the requisitioner. In all such cases, the third position of the DIC will identify the transaction as containing exception data. The MRO will not be transceived when there is exception data.

d. The MRO modifier transaction, DIC AM_, is generated by the supply source when the storage activity has responded to MRO

follow-ups, DIC AF6, indicating that no record exists for the original MRO.

E-8. DIC A5J, disposal release order/DIC AFJ, follow-up/DIC ACJ, cancellation/DIC AKJ, follow-up on cancellation/DIC AGJ, reply to disposal release cancellation

See table E-8

a. Disposal release order (DRO). The DRO is the transaction by which an accountable distribution point directs the release of materiel from a nonaccountable storage site having custody of stock to be shipped to a DRMO. The DRO will result in the preparation of DD Form 1348-1 or DD Form 1348-1 Automated.

b. Disposal release follow-up. The follow-up is initiated by an accountable activity to a storage site. This is done 10 days after the effective transfer date recorded in AA MRHSF or depot MRO file when the DRO has not been confirmed by a DRC transaction.

c. Disposal release cancellation. The cancellation is prepared by the accountable supply distribution activity that initiated the DRO when disposal should be discontinued.

d. Disposal release cancellation follow-up. A follow-up is submitted by an accountable activity to obtain the latest status of a disposal release cancellation. (DIC ACJ).

E-9. DIC A6_, materiel release order denial

a. A materiel release denial (MRD) is the transaction by which a storage activity informs the accountable officer of a warehouse refusal on the order releasing the materiel. See table E-9.

b. The remarks field will not be used.

E-10. DIC A6J, disposal release order denial

The disposal release denial (DRD) is prepared by a storage site and sent to the accountable activity that prepared the disposal release order (DRO). The DRD is notice of negative response on a DRO. See table E-10.

E-11. DIC AB_, direct delivery notice

This transaction is generated by the supply source when materiel is processed for direct shipment to consignee. The transaction provides a cross reference between the requisition transaction number and the PIIN. See table E-11.

E-12. DIC AC1/AC2/AC3, requisitioner single line cancellation

a. Requisitioner, supplementary address, and distribution code(rp 54) (control activities) will use this format (table E-12) to cancel a single requisition or a partial quantity for materiel that is no longer needed.

b. The activity requesting the cancellation determines the third digit of the DIC to be used. For example, requisitioner would assign DIC AC1

c. Make entries in the remarks field only when necessary to convey data not provided for in the cancellation format. When these blocks are used, mail this transaction.

E-13. DIC AC6/AC7/AG6, supply source cancellation (issues from stock)/reply to cancellation request

a. Supply sources (ICP and AA) will use DIC AC6 and the format in table E-13 to inform a storage activity that materiel ordered shipped for this transaction number is no longer needed. The shipment should be canceled, if possible.

b. Supply sources will use DIC AC7 and the format in table E-13 to inform storage activities that materiel ordered shipped on this transaction is part of a mass cancellation and that identified materiel should be canceled or diverted.

c. Storage activities will use DIC AG6 and the format in table E-13 to respond to DIC AC6 and AC7 transactions when the shipment has not been released to carrier for delivery to consignee, and it has been canceled. The storage activity will advise the supply source in the same format as the cancellation request transaction. As an exception, rp 4-6 will contain the RIC of the supply source to

which the transaction will be sent, rp 67–69 will contain the RIC of the activity preparing the transaction, and the quantity field will show the actual amount canceled.

E–14. DIC ACM/ACP, ICP cancellation (ICP to procurement)

a. When materiel requirements (requisitions) are in the procurement channel and customers request a single line cancellation, the ICP will create a DIC ACP in the format in table E–14. The ICP will send it to the element having the procurement responsibilities. That element will cancel the procurement or divert the shipment.

b. When materiel requirements (requisitions) are in the procurement channel and the ICP receives a mass cancellation request, a DIC ACM (see table E–14) will be created and sent to the element having the procurement responsibilities. This transaction informs the procuring activity that a mass cancellation is being processed and that procurement action should be canceled or shipment diverted for the number in this transaction.

E–15. DIC AD1/AD3/ADR, FMS notice of availability (NOA) key document

The mechanized Notice of Availability (NOA) is sent to customers who need to receive mechanized data for FMS shipments. This applies when FMS Offer/Release Option code Y or Z is in rp 46 of requisitions. The FMS NOA key transaction will be sent with the FMS NOA detail transactions. See table E–15.

E–16. DIC AD2/AD4, FMS notice of availability (NOA) detail document

The mechanized FMS NOA will include an FMS NOA detail document for each line item in the shipment unit. FMS NOA detail transaction will be prepared from the issue/release transactions (MRO, DD Form 1348–1 or DD Form 1348–1 Automated) in the shipment unit. It will accompany the FMS NOA key transaction. See table E–16.

E–17. DIC AD5, FMS notice of availability (NOA) reply

The mechanized FMS NOA reply transaction will always be used when replying to a mechanized NOA (see table E–17). When shipment is to be released to the addresses identified by coded entries in the requisition and the MAPAD, the DIC AD5 will contain SRC “R” in rp 60. When shipment is to be released to an address that is not coded or in the MAPAD, the AD5 will contain SRC “E” in rp 60.

E–18. DIC AE_, supply status

a. Supply status is furnished in accordance with chapter 4. See also table E–18.

b. Make entries in the remarks field only when necessary to convey information not provided for in the supply status format. When these blocks are used, the transaction will not be transceived.

E–19. DIC AF_/AT_, follow-up

a. The entries in table E–19 will apply when no supply status has been received from the source.

b. The entries in table E–20 will apply when positive type of status has been received from a supply source.

c. The DIC AFY entries in table E–19 will apply when positive supply status has been received but does not contain adequate information for shipment tracing under MILSTAMP. Supply source response (DIC ASY) to this follow-up will contain the DODAAC of the initial shipping activity for shipment tracing by the local transportation officer.

E–20. DIC AFT, request for shipment tracing on registered, insured, and certified parcel post

Transaction entries are shown in table E–21.

E–21. DIC AFX/AFZ, disposal shipment confirmation follow-up

a. The entries in table E–22 will apply when shipment status has been received from a shipping activity by DRMS on shipments to DRMOs.

b. The entries in table E–23 will apply when shipment status has not been received from a shipping activity by DRMS on shipments to DRMOs.

E–22. DIC AK1/AK2/AK3, follow-up on single line cancellation requests

a. Requisitioners, supplementary address, and distribution code (rp 54) (control activities) will use this format (table E–24) to follow-up on single line cancellation requests.

b. The activity requesting the cancellation determines the third digit of the DIC to be used. For example, a requisitioner would assign DIC AK1.

c. Make entries in the remarks field only when necessary to convey other information not provided for in the follow-up format. When these blocks are used, mail this transaction.

E–23. DIC AK6, supply source follow-up on single line cancellation requests

Supply sources use DIC AK6 (table E–25) to follow-up on a shipping activity when materiel that was ordered shipped is canceled and the cancellation request (DIC AC6) has not been acknowledged.

E–24. DIC AM_, requisition modifier

Requisition modifier transaction entries are in table E–26.

E–25. DIC AMF/AMP, document modifier (ICP to procurement)

a. DIC AMF is used by the NICP to notify the procurement activity of a change in the supplementary address field and signal code field.

b. DIC AMP is used by the ICP to notify the procurement activity to change the RDD to the expedited handling signal “555.”

c. Entries for DIC AMF and AMP are in table E–27.

E–26. DIC AN_, materiel obligation validation request

Entries are in table E–28.

E–27. DIC AN9/ANZ, materiel obligation validation request control transaction

Entries are in table E–29.

E–28. DIC AP_, materiel obligation validation response

Entries are in table E–30.

E–28.1. DIC AP8, DAAS MOV response

DAAS uses the AP8 transaction to automatically generate MOV responses to sources of supply as a result of a request from a deployed unit which is unable to acknowledge receipt or respond by the due date. The AP8 is also used by activities to have DAAS provide responses for validated MOV requests. Entries are in table E–30.1).

E–29. DIC AP9/APX, receipt confirmation for back order validation request

Entries are in table E–31.

E–30. DIC APR, materiel obligation validation (MOV) reinstatement request

This transaction is used by a requisitioner to request reinstatement of a requisition previously canceled due to requisitioner’s non-response to MOV request (table E–32).

E–31. DIC AR0/ARA/ARB, materiel release confirmation and DIC AU0/AUA/AUB, reply to cancellation request—materiel release confirmation

These materiel release confirmation transactions are provided by the storage activity to the supply source to confirm shipment initially

(AR_) or to confirm shipment in response to a cancellation request (AUO, AUA, AUB). Entries are in table E-33.

E-32. DIC ARJ/ARK/ARL, disposal release confirmation (DRC)/DIC AEJ, supply status

a. The DRC transaction is prepared by a nonaccountable storage site to advise an accountable activity that initiated a DRO of supply action taken. See table E-34.

b. The third position of the DIC, used with disposal release confirmation transactions, is directly related to the quantity shipped.

- (1) DIC ARJ: Quantity shipped equals DRO.
- (2) DIC ARK: Quantity shipped greater than DRO.
- (3) DIC ARL: Quantity shipped less than DRO.
- (4) DIC AEJ: Response to ICP follow-up DIC AFJ.

E-33. DIC AS1-5 or AS8, or ASY, shipment status and DIC AU1-5, AU7, or AU8, reply to cancellation request-shipment status

These shipment status documents are prepared and distributed as described below. Entries are in table E-35.

a. The SA uses the AS8 to provide initial requisitioning shipment status to DAAS. DIC AS8 indicates to DAAS that initial shipment status is being provided as a result of requisition processing. DAAS converts the AS8 to the proper shipment status(AS1, AS2, AS3) and makes distribution to the requisitioner or supplementary addressee as noted by the M&S code in rp 7 and to the control activity as noted by the distribution code in rp 54. Subsequent to the initial shipment status, the supply sources may also provide an AS1, AS2, or AS3 to customers in response to follow-ups.

b. The supply source will furnish an ASY response to a customer AFY follow-up (request for DODAAC of initial/origin transportation shipping activity). DAAS will route the ASY response under the same rules as for AE1 AE2, AE3, and AS1, AS2, AS3 to all eligible status recipients as indicated in the original shipment status, but will not change the DIC.

E-34. DIC ASZ, disposal shipment confirmation

The disposal shipment confirmation DIC ASZ is used by shipping activities to respond to DRMS-initiated DIC AFX/AFZ disposal shipment confirmation follow-ups. See table E-36.

E-35. DIC AX1, NICP GFM validation request

This transaction is prepared and submitted by an NICP to a Management Control Activity (MCA). It is to validate a GFM transaction to a valid contract. (See chap 16 for use.) Entries are in table E-37.

E-36. AX2, MCA GFM validation response

This transaction is prepared by an MCA and submitted to an NICP in response to an NICP validation request (DIC AX1). (See chap 16 for use.) Entries are in table E-38.

E-37. DIC B05, DIC A05 Image

This transaction is an MEC 8 image to LOGSA (overseas). This MEC 8 image is processed in the transaction history in the basic cycle. See table E-39.

E-38. DIC B0E, DIC A0E Image

This transaction is an MEC 8 image to LOGSA (domestic). This MEC 8 image is processed in the transaction history in the basic cycle. See table E-39.

E-39. DIC B61, duplicate materiel release denial(with stock number)

This transaction is used to submit a duplicate materiel release denial overseas in response to a DIC AF6 follow-up. It is normally prepared by storage personnel or SCA/MIC/IMSA manager. See table E-40.

E-40. DIC B62, duplicate materiel release denial(with part number)

This transaction is used to submit a duplicate materiel release denial overseas in response to a DIC AF6 follow-up. It is normally prepared by storage personnel or SCA/MIC/IMSA manager. See table E-40.

E-41. DIC B64, duplicate materiel release denial(with other)

This transaction is used to submit a duplicate materiel release denial overseas in response to a DIC AF6 follow-up. It is normally prepared by storage personnel or SCA/MIC/IMSA manager. See table E-40.

E-42. DIC B65, duplicate materiel release denial(with exception data)

This transaction is used to submit a duplicate materiel release denial overseas in response to a DIC AF6 follow-up. It is normally prepared by storage personnel or SCA/MIC/IMSA manager. See table E-40.

E-43. DIC B67, duplicate materiel release denial(with overseas dependent school system requirement)

This transaction is used to submit a duplicate materiel release denial overseas in response to a DIC AF6 follow-up. It is normally prepared by storage personnel or SCA/MIC/IMSA manager. See table E-40.

E-44. DIC B6A, duplicate materiel release denial(with stock number)

This transaction is used to submit a duplicate materiel release denial domestic in response to an AF6 follow-up. It is normally prepared by storage personnel or SCA/MIC/IMSA manager. See table E-40.

E-45. DIC B6B, duplicate materiel release denial(with part number)

This transaction is used to submit a duplicate materiel release denial domestic in response to an AF6 follow-up. It is normally prepared by storage personnel or SCA/MIC/IMSA manager. See table E-40.

E-46. DIC B6D, duplicate materiel release denial(with other)

This transaction is used to submit a duplicate materiel release denial domestic in response to an AF6 follow-up. It is normally prepared by storage personnel or SCA/MIC/IMSA manager. See table E-40.

E-47. DIC B6E, duplicate materiel release denial(with exception data)

This transaction is used to submit a duplicate materiel release denial domestic in response to an AF6 follow-up. It is normally prepared by storage personnel or SCA/MIC/IMSA manager. See table E-40.

E-48. DIC B6Z, Materiel receipt Image (other than procurement Instrument source)

This transaction is generated by CCSS to notify LOGSA that a field return has been received at a contractor's location. See table E-41.

E-49. DIC B8S, materiel receipt acknowledgement of TPF program

This transaction goes from the materiel hand-off point to the fielding command. It acknowledges that the materiel has been received at the TPF hand-off point and is ready for issue to the customer specified in the materiel fielding plan. See table E-42.

E-50. DIC B99, duplicate materiel release order(MRO) shipment status

This transaction goes from ICP to LOGSA. Used when shipment has been ordered and exception data is indicated in the original requisition/MRO. See table E-43.

E-51. E-51. DIC B9A, Intransit receipt confirmation (AMC or DLA depots)

This transaction is used to report to the SCA/MIC/IMSA the receipt of items shipped directly to a customer by the wholesale supply system. Normally prepared by the receiving activity for input into the computer upon receipt of receiving transactions annotated with quantity received and date received. See table E-44.

E-52. DIC B9B, Intransit receipt confirmation (other than AMC, DLA, or GSA depots)

This transaction is the same as DIC B9A except the items are shipped by other supply source. See table E-44.

E-53. DIC BA1, TASN-A shipment status

This transaction is originated by an activity to report to the NICP that a TASN-A serial number component has been shipped to another activity, condition code has changed, purpose code has changed, or that a component has been cannibalized from one aircraft to another. This DIC will be used by the NICP to track the movement and status changes of TASN-A items throughout the supply system. See table E-45.

E-54. DIC BA2, TASN-A shipment status follow-up

This transaction is originated by the NICP to an activity that ships or changes the status of a TASN-A item and fails to report this to the NICP. This transaction will also be originated by the NICP to the storage activity in response to the following MILSTRIP DICs: AR0, ARA, ARB, ARJ, ARK, ARL, D6_, and TASN-A receipt transactions. See table E-46.

E-55. DIC BA3, TASN-A receipt

This transaction is originated by an activity to report to the NICP that a TASN-A serial-numbered item has been received. This transaction will also be sent from the NICP to the shipped-to addressee as a prepositioned TASN-A receipt transaction and used as a periodic inventory transaction. See table E-47.

E-56. DIC BA4, TASN-A receipt follow-up

This transaction is originated by the NICP to an activity that has been shipped a TASN-A item, and has not reported to the NICP that it has been received. See table E-48.

E-57. DIC BA5, TASN-A nonreceipt

This transaction is originated by an activity who has not received a TASN-A item after two receipt follow-ups have been provided. Additionally used to notify the NICP that the item being followed up on is not an item that was ordered by the activity receiving the follow-up. See table E-49.

E-58. DIC BAC, DODAAC inquiry response

This transaction is originated by LOGSA and goes to the customer as a response to a DODAAC inquiry. See table E-50.

E-59. DIC BAD, document number inquiry response

This transaction is originated by LOGSA and goes to the customer giving shipment detail information (POE lift- no POD receipt). See table E-51.

E-60. DIC BAE, document number inquiry response

This transaction is originated by LOGSA and goes to the customer giving the latest information on supply status. See table E-52.

E-61. DIC BAF, document number inquiry

This transaction is originated by the customer and goes to LOGSA to determine the current status of requisitions submitted to Army MSC, GSA, DLA, and other service supply managers. A response is made to this inquiry within four (4) hours of receipt at LOGSA. See table E-53.

E-62. DIC BAH, demand report transaction

The DIC BAH is automatically created by the retail automated

systems and transmitted to the LOGSA to accumulate demands in the Central Demand Data Base (CDDB). See table E-54.

E-62.1. DIC BAI, Retrograde surface intransit data

This transaction is used by the port to report each individual shipment by TCN/GBL for retrograde tracing system for Stock Funding of Depot Level Repairables (SFDLR). LOGSA will post this transaction to the Materiel Returns Data Base (MRDB). Transactions will be transmitted via "AUTODIN" direct to LOGSA. See table E-54.1.

E-63. DIC BAK, document number inquiry response

This transaction is LOGSA's response to customer query when CRP/ POD receipt or subsequent event. See table E-55.

E-64. DIC BAL, document number inquiry responses

These transactions are LOGSA's responses to customer queries when no record or no status or latest information is shipment status-or retired with supply status. See tables E-56-58.

E-65. DIC BAM, document number inquiry response

This transaction is LOGSA's response to customer query when MRO but no shipment status. See table E-59.

E-66. DIC BAO, shipment status inquiry to LOGSA from SARSS-1

This transaction is an inquiry from SARSS-1 to LOGSA to obtain shipment status. DAAS will pass to LOGSA (RIC BY9 in rp 4-6) when rp 30 contains A, C, or W. See table E-60.

E-67. DIC BAP, RICC 2 requisition supply status

This transaction goes from LOGSA directly to the customer. AUTODIN transmitted supply status information on RICC 2 requisition. See table E-61.

E-68. DIC BAQ, RICC 2 requisition shipment status

This transaction goes from LOGSA directly to the customer. AUTODIN transmitted shipment status information on RICC 2 requisition. See table E-62.

E-69. DIC BAS, TCN inquiry response

This transaction goes from LOGSA directly to the customer responding to a customer query. See table E-63.

E-70. DIC BAT, TCN inquiry

This transaction is used to determine the status of shipments moving in the Defense Transportation System. Customers may submit inquiries using the shipment unit TCN, consolidated TCN, or intermediate TCN. TCN inquiries are processed once every 24 hours with output automatically transmitted. See table E-64.

E-71. DIC BAU, customer request for DODAAC pull

This transaction goes from the customer directly to LOGSA requesting a DODAAC pull. See table E-65.

E-72. DIC BAX, objective supply system (OSS) consolidation

This transaction goes from Red River Army Depot (RRAD) directly to LOGSA. This is a notice of consolidated Memphis shipment at RRAD. See table E-66.

E-73. DIC BAY, unit materiel fielding point (UMFP) receipt document

This transaction notifies the fielding command and LOGSA of a total package fielding (TPF) receipt at a UMFP or staging site. It is sent through DAAS and identified by DIC and RIC. See table E-67.

E-74. DIC BAZ, unit materiel fielding point (UMFP) shipment document

This transaction notifies the fielding command and LOGSA that TPF materiel has been shipped or lost/stolen, damaged or dropped

from custodial balances. It is sent through DAAS and identified by DIC and RIC. See table E-68.

E-75. DIC BB4, header for report of strategic and critical materiel

This transaction is used as a header for transmitting storage report of strategic and critical materiel from depots and ammunition plants to SIMA. See table E-69.

E-76. DIC BB5, first input record for report of strategic and critical materiel

This is the first of two transactions used by depots and ammunition plants to report to SIMA storage and associated costs of strategic and critical materiel required by AR 740-1. See table E-70.

E-77. DIC BB6, second input record for report of strategic and critical materiel

This is the second of two transactions used by depots and ammunition plants to report to SIMA storage and associated costs of strategic and critical materiel. See table E-71.

E-78. DIC BB9, mobilization DODAAC/UIC file data

This transaction will be used by FORSCOM to pre-position a file of mobilization unit DODAACs at the ACSP(LOGSA). In addition, FORSCOM ANSs will use this format to send to LOGSA additions, changes, or deletions to the mobilization station address file required prior to mobilization. See table E-72.

E-79. DIC BBC, consolidated shipment status

This transaction provides consolidation and containerization point (CCP) item receipt and ship dates. Used to measure CCP processing time and provide data for BDD transaction. Transaction image is automatically transceived to LOGSA from CCP when item is shipped. Transaction moves through DAAS and is routed by DIC and RIC. See table E-73.

E-80. DIC BBD, depot challenge to packaging data

This transaction will be generated by depots to LOGSA to challenge weight and cube data contained in the packaging file. It will be entered via RTAIS into LOGSA's Discrepancy Reporting System (DREP) when—

- a. ARMS packaging file weight or cube or dimensional data are less than actual unit pack measurements.
- b. File data is greater than actual measurements by more than 5 percent.
- c. Weight, cube, or dimensional data is not available in the packaging file. See table E-74.

E-81. DIC BBE, reply to depot challenge to packaging data

This transaction will be prepared by the ICP to LOGSA or by LOGSA to inform the originator of the DIC BDD as to the status of the challenge. See table E-75.

E-81.1. DIC BBG, materiel release order receipt acknowledgement-test

- a. This transaction is used by Army to test MRO processing through the Standard Depot System (SDS). Data for this transaction will be derived from the MRO DIC A5_ transaction.
- b. Entries are in table E-75.1.

E-82. DIC BBJ, maintenance stabilized rates program financial planning data

This transaction is used by DESCOM and DESCOM depots to compute stabilized maintenance rates charged to DESCOM customers and is comprised of five formats: Format A (Maintenance Rates) (table E-76), Format B (Maintenance General Data) (table E-77), Format C (Maintenance Cost Data) (table E-78), Format D (Maintenance Detail Man-hour Data) (table E-79), and Format E (Maintenance Narrative) (table E-80).

E-83. DIC BBK, supply stabilized rates program financial planning data

This transaction is used by DESCOM and DESCOM depots to compute stabilized supply rates charged to DESCOM customers and is comprised of four formats: Format A (Supply Rates) (table E-81), Format B (Supply Narrative) (table E-82), Format C (Supply Cost Data) (table E-83), and Format D (Supply Detail Man-hour Data) (table E-84).

E-84. DIC BBT, preplanned supply movement requirement data (NICP)

This transaction is transmitted from NICPs/SICCs to SIMA to report Transportation Movement Requirements Data (TMRD) generated during the AMC LOGPLAN Requirements and Capabilities Assessment Process. See table E-85.

E-85. DIC BBU, preplanned supply requirements and capability data

This transaction is transmitted from SIMA to provide preplanned supply requirements and capability data to various Army component commands of the unified and specified commands. See table E-86.

E-86. DIC BBV, automatic supply requirement(theater war reserve level)

This transaction is used to establish/change/delete theater war reserve level in the War Reserve Master File. This transaction is entered into the war reserve/operational projects cycle as applicable. See table E-87.

E-87. DIC BBW, depot supply support requirements data

This transaction reflects on-hand and due-in NSN level assets of depots available to support the computed supply requirement. There will be a BBW transaction for each supply source and one for the quantity on-hand in theater (theater offset quantity). See table E-88.

E-88. DIC BBX, interchange requirement data, end item or article

This transaction is used to show existence of a contingency plan supply requirement for responsible Army item manager. See table E-89.

E-89. DIC BBY, secondary item interchange data

This transaction is used to identify repair parts required for support of an end item to the responsible Army item manager. See table E-90.

E-91. DIC BCA, procurement price variance list

This transaction goes from the depots to the ICPs. It provides detail unit price variances (greater than 25 percent) between the contract price (DD Form 250) and the standard Army Master Data File (AMDF) unit price. See table E-91.

E-93. DIC BDA, serial number control transaction for detector chemical cell

(NSN 6665-01-114-0073). This transaction goes from service activities to AMCCOM. It is used to report additions and deletions to the master file. It is also used to report triennial wipe test results. See table E-92.

E-94. DIC BDB, serial number tracking of controlled cryptographic items

This document is used by USACCSLA to maintain serial number tracking of controlled cryptographic items from service activities to control registry. It is also used for reporting additions/deletions/changes. See table E-93.

E-95. DIC BDD, shipment detail lift notice

The LOGSA generates this transaction to identify to the consignee the WPOD/APOD, lift date, intermediate and consolidated TCN, and vessel/flight number of each requisition included in the shipment. See table E-94.

E-96. DIC BDE, CCISP multifield correction format

This transaction is sent from Service activities to AMCCOM to provide multifield corrections (new or corrected NSN, accountable activity, or serial number) to the CCISP records. See table E-95.

E-97. DIC BDF, CCISP reconciliation or cyclic reject transaction format

This transaction is sent from Service activities to AMCCOM to reconcile CCISP records or to correct a rejected transaction. See table E-96.

E-98. DIC BE3, CA supply status

This transaction is used by the ICP in requisition processing to provide automated CA supply status through the DAAS to the LOGSA LIF. This enables the LOGSA to receive automated status when CA supply status (AE_) with narrative message is provided offline to the customer and other eligible status recipients. ICPs will provide DIC BE3 to DAAS and DAAS will pass to the LOGSA as DIC XE3. See table E-97.

E-99. DIC BE9, image of an activated pre-positioned requisition

This transaction is created by the NICP/SICC at the same time a pre-positioned requisition in support of OPLANs, or mobilization station/training base installation requirements is released. The transaction is forwarded to the requisitioner (routed by DAAS), and is used by the requisitioner to establish a due-in record for receipt processing of materiel issued by the NICP/SICC from processing of a pre-positioned requisition (para E-2). (See chap 12 for further explanation regarding the use of this transaction and table E-98 for format.)

E-100. DIC BEA, ammunition shipment carrier code

This transaction goes from SIMA to LOGSA giving the shipment carrier code. See table E-99.

E-102. DIC BEE, retrograde processing point(RPP) TCN cross reference notice

This transaction provides cross reference between consolidated transportation control numbers and underlying TCNs to Sharpe Army Depot and LOGSA for use in receipt processing at depots and measuring intransit time at LOGSA. Provides intransit visibility. It is sent through DAAS to LOGSA and Sharpe Army Depot. See table E-100.

E-103. DIC BEF, retrograde break bulk point(RBBP) receipt/shipment notice

This transaction is used by depot CCP to report retrograde shipment receipt and ship dates to LOGSA for intransit visibility and measuring RBBP processing times. Sent from Sharpe Army Depot to LOGSA through DAAS. See table E-101.

E-104. DIC BEH, ammunition shipment TCN

This transaction goes from SIMA to LOGSA. See table E-102.

E-104.1. DIC BEI, Retrograde depot receipt

This transaction is used by the depots to inform LOGSA of intransit receipt of retrograde shipment before the item(s) is posted to the accountable record. LOGSA will post this transaction to the MRDB. Transactions will be transmitted via "AUTODIN" direct to LOGSA. See table E-102. 1.

E-105. DIC BEK, MRC part number status

This transaction goes from the MSC to LOGSA. It provides monthly update actions for outstanding part number demand records resident in the LOGSA master file. See table E-103.

E-106. DIC BEN, SAILS reconciliation DODAAC transaction

This transaction goes from the SAILS activities to LOGSA. It is

used to set customers reconciliation indicator and group/installation code in the AIF. See table E-104.

E-107. DIC BEP, in-theater repair/stock

This transaction is used for European Redistribution Facility (ERF) transshipments to in-theater reserve storage repair activities from 200th TAMMC. See table E-105.

E-108. DIC BEQ, response to SARSS-1 shipment status inquiry from LCA to SARSS-2B

This transaction is LOGSA's response to SARSS-1 shipment status inquiry. It provides shipment status. DAAS must cross-reference the SARSS-2B RIC to a Communications Routing Identifier (COM-MRI) and route accordingly. See table E-106.

E-109. DIC BER, ERF demand data (tape)

This transaction is European demands in support of redistribution facilities. It goes from LOGSA to New Cumberland Army Depot (NCAD). See table E-107.

E-110. DIC BES, USASAC air lift header/trailer

This transaction is LOGSA's response to customer on airlift receipt information. See table E-108.

E-111. DIC BET, part number demand

This transaction is generated by LOGSA/MSC. It provides input part number demand data to the LOGSA master file from Army retail requisitioning activities. See table E-109.

E-112. DIC BEV, ammunition shipment lift data

This transaction goes from SIMA to LOGSA. It is routed through DAAS. See table E-110.

E-113. DIC BEW, SAILS ABX reconciliation control transaction

This transaction goes from SAILS activities to LOGSA. It is routed through DAAS. It is used during bottoms-up reconciliation (BUR). See table E-111.

E-114. DIC BEX, consolidation notification status correction transaction

This transaction goes from CCP to LOGSA. It is routed through DAAS. It is used to correct erroneous BBC transactions. See table E-113.

E-115. DIC BF1, MACOM wartime consumption

This transaction is a breakdown of retail war reserve requirements generated by the CCSS annual war reserve automated process and passed through LOGSA to MACOMs. See table E-113.

E-116. DIC BF2, MACOM intra-theater loss

This transaction is a breakdown of retail war reserve safety level and intra-theater loss data generated by CCSS annual war reserve process and passed through LOGSA to the MACOMs. See table E-114.

E-117. DIC BF3, MACOM gains from repair

This transaction is a breakdown of retail war reserve offset data used to arrive at net recurring requirements generated by CCSS annual war reserve process and passed through LOGSA to the MACOMs. See table E-115.

E-118. DIC BF4, MACOM authorized and financed quantities

This transaction is a breakdown of retail war reserve computed NSN levels generated by the CCSS annual war reserve process and passed through LOGSA to the MACOMs. See table E-116.

E-119. DIC BF5, MACOM demand net retail quantities

This transaction is a breakdown of retail war reserve demand net

retail quantities generated by the CCSS annual war reserve automated process and passed through LOGSA to the MACOMs. See table E-117.

E-120. DIC BF6, MACOM end item data

This transaction is a breakdown of retail war reserve identification of end item to its related parts which possess retail war reserve requirements. It is generated by the CCSS annual reserve process and passed through LOGSA to the MACOMs. See table E-118.

E-120.1. DIC BF7, Approved input record for war reserve database

This transaction is used to transfer war reserve data from CCSS to the central on-line war reserve database at SIMA. This database will provide worldwide war reserve asset data (requirements and on-hand) on a real-time basis. See table E-118.1.

E-121. DIC BFA, ABF assets and requirements transaction

This is a 98-position transaction record that is sent via AUTODIN to SIMA to report RICC 2 ABF assets. It is computer generated. See table E-119.

E-122. DIC BFW, ABF input from LOGSA

This transaction is submitted by LOGSA and gives requirement and offset data for annual AMC war reserve computation. See table E-120.

E-123. DIC BH1, intransit follow-up (from AMC by SAILS to supported customers)

This is a follow-up to the customer on overdue intransit shipments. Follow-ups are generated when weekly transaction history analysis cycle is run. See table E-121.

E-124. DIC BH2, intransit follow-up (from SOS other than AMC)

This is a follow-up to the customer on overdue intransit shipments. Follow-ups are generated when weekly transaction history analysis cycle is run. See table E-121.

E-125. DIC BHA, customer reply to intransit follow-up

This transaction is prepared by the customer in response to a DIC BH1. See table E-122.

E-126. DIC BHB, customer reply to intransit follow-up

This transaction is prepared by the customer in response to a DIC BH2. See table E-122.

E-127. DIC BJ1, SACM root data input transaction

This transaction is used in the security assistance case management batch (SACMBAT) update process portion of the SA3 system. It is generated in internal bridging programs to CCSS by other MSCs or by USASAC. It is sent through DAAS using the RIC as the key for addressee routing. See table E-123.

E-128. DIC BJ2, SACM letter of request input transaction

This transaction is used in the SACMBAT update process portion of the SA3 system. It is generated in internal bridging programs to CCSS by other MSCs or by USASAC. It is sent through DAAS using the RIC as the key for addressee routing. See table E-124.

E-129. DIC BJ3, SACM letter of request information input transaction

This transaction is used in the SACMBAT update process portion of the SA3 system. It is generated in internal bridging programs to CCSS by other MSCs or by USASAC. It is sent through DAAS using the RIC as the key for addressee routing. See table E-125.

E-130. DIC BJ4, SACM letter of request text input transaction

This transaction is used in the SACMBAT update process portion of

the SA3 system. It is generated in internal bridging programs to CCSS by other MSCs or by USASAC. It is sent through DAAS using the RIC as the key for addressee routing. See table E-126.

E-131. DIC BJ5, SACM case manager remarks data input transaction

This transaction is used in the SACMBAT update process portion of the SA3 system. It is generated in internal bridging programs to CCSS by other MSCs or by USASAC. It is sent through DAAS using the RIC as the key for addressee routing. See table E-127.

E-132. DIC BJ6, SACM remarks text input transaction

This transaction is used in the SACMBAT update process portion of the SA3 system. It is generated in internal bridging programs to CCSS by other MSCs or by USASAC. It is sent, through DAAS using the RIC as the key for addressee routing. See table E-128.

E-133. DIC BJ7, SACM current basic record input transaction

This transaction is used in the SACMBAT update process portion of the SA3 system. It is generated in internal bridging programs to CCSS by other MSCs or by USASAC. It is sent through DAAS using the RIC as the key for addressee routing. See table E-129.

E-134. DIC BJ8, SACM current AMD extension record input transaction

This transaction is used in the SACMBAT update process portion of the SA3 system. It is generated in internal bridging programs to CCSS by other MSCs or by USASAC. It is sent through DAAS using the RIC as the key for addressee routing. See table E-130.

E-135. DIC BJ9, SACM MSA purpose record input transaction

This transaction is used in the SACMBAT update process portion of the SA3 system. It is generated in internal bridging programs to CCSS by other MSCs or by USASAC. It is sent through DAAS using the RIC as the key for addressee routing. See table E-131.

E-136. DIC BJA, SACM MSA section/title record input transaction

This transaction is used in the SACMBAT update process portion of the SA3 system. It is generated in internal bridging programs to CCSS by other MSCs or by USASAC. It is sent through DAAS using the RIC as the key for addressee routing. See table E-132.

E-137. DIC BJB, SACM case line item record input transaction

This transaction is used in the SACMBAT update process portion of the SA3 system. It is generated in internal bridging programs to CCSS by other MSCs or by USASAC. It is sent through DAAS using the RIC as the key for addressee routing. See table E-133.

E-138. DIC BJC, SACM manager line item remarks data input transaction

This transaction is used in the SACMBAT update process portion of the SA3 system. It is generated in internal bridging programs to CCSS by other MSCs or by USASAC. It is sent through DAAS using the RIC as the key for addressee routing. See table E-134.

E-139. DIC BJD, SACM case subline item data input transaction

This transaction is used in the SACMBAT update process portion of the SA3 system. It is generated in internal bridging programs to CCSS by other MSCs or by USASAC. It is sent through DAAS using the RIC as the key for addressee routing. See table E-135.

E-140. DIC BJE, SACM subline remarks record input transaction

This transaction is used in the SACMBAT update process portion of the SA3 system. It is generated in internal bridging programs to

CCSS by other MSCs or by USASAC. It is sent through DAAS using the RIC as the key for addressee routing. See table E-136.

E-141. DIC BJF, SACM annex line item record input transaction

This transaction is used in the SACMBAT update process portion of the SA3 system. It is generated in internal bridging programs to CCSS by other MSCs or by USASAC. It is sent through DAAS using the RIC as the key for addressee routing. See table E-137.

E-142. DIC BJG, SACM annex line remarks record input transaction

This transaction is used in the SACMBAT update process portion of the SA3 system. It is generated in internal bridging programs to CCSS by other MSCs or by USASAC. It is sent through DAAS using the RIC as the key for addressee routing. See table E-138.

E-143. DIC BJH, SACM case data extension record input transaction

This transaction is used in the SACMBAT update process portion of the SA3 system. It is generated in internal bridging programs to CCSS by other MSCs or by USASAC. It is sent through DAAS using the RIC as the key for addressee routing. See table E-139.

E-144. DIC BJI, SACM acceptance/acknowledgement data record input transaction 1

This transaction is used in the SACMBAT update process portion of the SA3 system. It is generated in internal bridging programs to CCSS by other MSCs or by USASAC. It is sent through DAAS using the RIC as the key for addressee routing. See table E-140.

E-145. DIC BJJ, SACM acceptance/acknowledgement data record input transaction 2

This transaction is used in the SACMBAT update process portion of the SA3 system. It is generated in internal bridging programs to CCSS by other MSCs or by USASAC. It is sent through DAAS using the RIC as the key for addressee routing. See table E-141.

E-146. DIC BJK, SACM annex B financial record input transaction

This transaction is used in the SACMBAT update process portion of the SA3 system. It is generated in internal bridging programs to CCSS by other MSCs or by USASAC. It is sent through DAAS using the RIC as the key for addressee routing. See table E-142.

E-147. DIC BJL, SACM payment occurrence record input transaction

This transaction is used in the SACMBAT update process portion of the SA3 system. It is generated in internal bridging programs to CCSS by other MSCs or by USASAC. It is sent through DAAS using the RIC as the key for addressee routing. See table E-143.

E-148. DIC BJM, SACM estimate cost terms record input transaction

This transaction is used in the SACMBAT update process portion of the SA3 system. It is generated in internal bridging programs to CCSS by other MSCs or by USASAC. It is sent through DAAS using the RIC as the key for addressee routing. See table E-144.

E-149. DIC BJN, SACM case notes record input transaction

This transaction is used in the SACMBAT update process portion of the SA3 system. It is generated in internal bridging programs to CCSS by other MSCs or by USASAC. It is sent through DAAS using the RIC as the key for addressee routing. See table E-145.

E-150. DIC BJP, SACM case notes text record input transaction

This transaction is used in the SACMBAT update process portion of the SA3 system. It is generated in internal bridging programs to

CCSS by other MSCs or by USASAC. It is sent through DAAS using the RIC as the key for addressee routing. See table E-146.

E-151. DIC BJW, SACM amendment/modification level 1 record input transaction

This transaction is used in the SACMBAT update process portion of the SA3 system. It is generated in internal bridging programs to CCSS by other MSCs or by USASAC. It is sent through DAAS using the RIC as the key for addressee routing. See table E-147.

E-152. DIC BJX, SACM amendment/modification reason input transaction

This transaction is used in the SACMBAT update process portion of the SA3 system. It is generated in internal bridging programs to CCSS by other MSCs or by USASAC. It is sent through DAAS using the RIC as the key for addressee routing. See table E-148.

E-153. DIC BJY, SACM amendment/modification level 2 record input transaction 1

This transaction is used in the SACMBAT update process portion of the SA3 system. It is generated in internal bridging programs to CCSS by other MSCs or by USASAC. It is sent through DAAS using the RIC as the key for addressee routing. See table E-149.

E-154. DIC BJZ, SACM amendment/modification level 2 record input transaction 2

This transaction is used in the SACMBAT update process portion of the SA3 system. It is generated in internal bridging programs to CCSS by other MSCs or by USASAC. It is sent through DAAS using the RIC as the key for addressee routing. See table E-150.

E-154.1. DIC BKA, SNT/asset visibility receipt

a. This document is originated by an activity operating under SARSS Objective (SARSS-O) or SPBS-R to report receipt of an item requiring serial number tracking. It is passed to SIMA who provides the bridge to the appropriate SNT data base.

b. It is also used by SARSS-O for reporting the receipt of a CBS-X item to SIMA.

c. See table E-150.1 for proper entries.

E-154.2. DIC BKB, SNT/asset visibility adjustment (gain)

a. This document is originated by an activity operating under SARSS-O or SPBS-R to report the physical gain of an item requiring serial number tracking. It is passed to SIMA who provides the bridge to the appropriate SNT data base.

b. It is also used by SARSS-O for reporting the gain of a CBS-X item to SIMA.

c. See table E-150.2 for proper entries.

E-154.3. DIC BKC, SNT/asset visibility issue

a. This document is originated by an activity operating under SARSS-O or SPBS-R to report issue of an item requiring serial number tracking. It is passed to SIMA who provides the bridge to the appropriate SNT data base.

b. It is also used by SARSS-O for reporting the issue of a CBS-X item to SIMA.

c. See table E-150.3 for proper entries.

E-154.4. DIC BKD, SNT/asset visibility adjustment (loss)

a. This document is originated by an activity operating under SARSS-O or SPBS-R to report the physical loss of an item requiring serial number tracking. It is passed to SIMA who provides the bridge to the appropriate SNT data base.

b. It is also used by SARSS-O for reporting the loss of a CBS-X item to SIMA.

c. See table E-150.4 for proper entries.

E-154.5. DIC BKE, SNT/asset visibility shipment or turn-in

a. This document is originated by an activity operating under SARSS-O or SPBS-R to report the shipment/turn-in of an item

requiring serial number tracking. It is passed to SIMA who provides the bridge to the appropriate data base.

b. It is also used by SARSS-O for reporting the shipment/turn-in of a CBS-X item to SIMA.

c. See table E-150.5 for proper entries.

E-154.6. DIC BKF, SNT/asset visibility reconciliation (inventory conducted)

a. This document is originated by an activity operating under SARSS-O or SPBS-R to report reconciliation of an item requiring serial number tracking. It is passed to SIMA who provides the bridge to the appropriate data base.

b. It is also used by SARSS-O for reporting the inventory results of a CBS-X item to SIMA.

c. See table E-150.6 for proper entries.

E-154.7. DIC BKG, SNT/asset visibility shipment follow-up

a. This document may be used by the SNT/CBS-X data base to follow up on a shipment that has not been confirmed as received.

b. See table E-150.7 for proper entries.

E-154.8. DIC BKH, SNT/asset visibility receipt follow-up

a. This document may be used by the SNT/CBS-X data base to follow up on a receipt which has been reported but does not match the master record because of serial number, NSN or both.

b. See table E-150.8 for proper entries.

154.9. DIC BKI, SNT/asset visibility reconciliation follow-up

a. This document may be used by the SNT/CBS-X data base to follow up on an item which has not been reconciled within the past 13 months. An inventory is required.

b. See table E-150.9 for proper entries.

154.10. DIC BKJ, SNT/asset visibility multifield correction

a. This document may be used by an activity under SARSS-O or SPBS-R for single NSN correction, mass NSN changes, mass DODAAC/UIC changes, or change in ownership (DODAAC/UIC change). It is passed to SIMA for CBS-X reporting or to provide the bridge to the appropriate SNT data base if the item requires serial number tracking.

b. See tables E-150.10 through E-150.13 for proper entries.

E-155. DIC BKZ, supply management transaction

a. The supply management transaction (DD Form 1487) accommodates various elements of data for supply management. It will be used to transmit nonaccountable supply management data between storage activities, stock control activities, and inventory control points within the Army distribution system. It may not be used between military services. See table E-151.

b. The use of this transaction may or may not result in accountable transactions.

E-156. DIC BM1, storage item data stock number change (retail activity)

This transaction is used to provide retail activities with stock number changes. See table E-152.

E-157. DIC BM3, storage item data miscellaneous change only (retail activity)

This transaction is used to provide retail activities with miscellaneous changes which have occurred as a result of status or receipt transactions. See table E-152.

E-158. DIC BMA, suspension/restriction notice

a. Suspension/restriction notice is used to transmit data from MSC to installation utilizing the Standard Depot System (SDS) to add/change/delete restrictions on issue by lots of ammunition.

b. Entries are in table E-153.

E-158.1. DIC BMB, Foreign Military Sales publication requisition

This transaction is used by the FMS customers to transmit publication data to USASAC. Format entries are in table E-153.1.

E-159. DIC BP1, SACM amendment/modification level 3 record input transaction

This transaction is used to transfer security assistance data to the S2K Security Assistance Case Management (SACM) data base. See table E-154.

E-160. DIC BP2, SACM amendment/modification level 4 record input transaction

This transaction is used to transfer security assistance data to the S2K SACM data base. See table E-155.

E-161. DIC BP3, SACM amendment/modification level 5 record input transaction 1

This transaction is used to transfer security assistance data to the S2K SACM data base. See table E-156.

E-162. DIC BP4, SACM amendment/modification level 5 record input transaction 2

This transaction is used to transfer security assistance data to the S2K SACM data base. See table E-157.

E-163. DIC BP5, SACM annex service text record input transaction 1

This transaction is used to transfer security assistance data to the S2K SACM data base. See table E-158.

E-164. DIC BP6, SACM annex service text record input transaction 2

This transaction is used to transfer security assistance data to the S2K SACM data base. See table E-159.

E-165. DIC BP7, SACM TOS roll-up record input transaction

This transaction is used to transfer security assistance data to the S2K SACM data base. See table E-160.

E-166. DIC BP8, SACM letter of request paragraph number record input transaction

This transaction is used to transfer security assistance data to the S2K SACM data base. See table E-161.

E-168. DIC BPY, Security Assistance Automation Army (SA3) FMS Financial Improvement Program (FFMIP) level B SCM billing data

This transaction is used to transmit data from USASAC to the ICP. See table E-162.

E-169. DIC BPZ, SA3 FFMIP level A billing/confirmation/reject

This transaction is used to transmit ICP replies to USASAC in response to DIC BPY transactions. See table E-163.

E-170. DIC BT3, AUTODIN DMPRL

This transaction is the depot's request for a DMPRL. It is sent to MSC via AUTODIN. See table E-164.

E-171. DIC BT4, depot maintenance consumption data

These transactions identify quantity of reparable items overhauled/to be overhauled and repair parts consumption data in support of depot level maintenance. The transactions are sent from the depot to the commodity command. See tables E-165 and E-166.

E-172. DIC BT5, command requirements

This transaction ensures the forecasting of repair parts managed by other Army item managers. The managing command will receive and then forecast total requirements for all. See table E-167.

E-173. DIC BT6, depot factor response/change record

This transaction identifies the exception/change reporting data on repair parts consumption in support of CONUS organic depot maintenance facilities. See table E-168.

E-174. DIC BT8, depot factor request record

This transaction is a request from an AMC subordinate command to a depot to reconcile the contents of the command's files with the mortality data history file from the depot. It is utilized by CCSS/SDS maintenance and sent via AUTODIN. See table E-169.

E-175. DIC BT9, NICP/depot reconciliation record

This transaction is reserved by SIMA for use in the SDS maintenance application. See table E-170.

E-176. DIC BTA, maintenance workload basic transaction

This transaction passes from the MSC to DESCOM then from DESCOM to the maintenance depots (MDMS). See table E-171.

E-177. DIC BTB, maintenance workload item name transaction

This transaction is used to transfer maintenance workload/execution data between commodity commands, DESCOM, and the depots. See table E-172.

E-178. DIC BTC, accounting classification transaction

This transaction is used when the customer code within the AMS code is greater than 20 (reimbursable customers). MSC/DESCOM originated (MDMS). See table E-173.

E-179. DIC BTD, maintenance work matrix transaction

This transaction goes from DESCOM to the maintenance depots. It is created by BO_ transactions from the AMMDX program and submitted as BTD transactions by DESCOM. See table E-174.

E-180. DIC BTE, maintenance conversion transaction

This transaction is submitted by DESCOM for conversion or modification programs when the end item NSN is subject to change as a result of the application of the modification. It is utilized by SDS maintenance and is sent from DESCOM to the depots via AUTODIN. See table E-175.

E-181. DIC BTF, international logistics control transaction

This transaction is used to transfer maintenance workload/execution data between commodity commands, DESCOM, and depots. See table E-176.

E-182. DIC BTG, maintenance workload narrative transaction

This transaction goes from DESCOM to maintenance depots. MSC, DESCOM, or depot originated (MDMS). See table E-177.

E-183. DIC BTH, contract financial data

This transaction is used by the MSC to report maintenance status to DESCOM. See table E-178.

E-184. DIC BTI, maintenance code-F asset reporting

This transaction is used by the depot to identify code-F asset availability to DESCOM. See table E-179.

E-185. DIC BTK, maintenance workload priority transaction

This transaction goes from the MSC to DESCOM and then from DESCOM to maintenance depots (MDMS). See table E-180.

E-186. DIC BTM, maintenance error identification transaction

This transaction is used to identify errors made by originator. Transaction goes from data recipient to data originator. See table E-181.

E-187. DIC BTN, maintenance MWO/conversion transaction

This transaction is originated by the MSC to DESCOM and then from DESCOM to the maintenance depots (MDMS). See table E-182.

E-188. DIC BTP, maintenance on-hand asset transaction

This transaction identifies amount of assets in field service for a particular PRON. It goes from MSC through DESCOM to depots (MDMS). See table E-183.

E-189. DIC BTQ, number quantities

This transaction is used to transfer MILSTRIP transaction numbers, quantities, and completions between commodity commands, DESCOM, and the depots. See table E-184.

E-190. DIC BTR, depot source of repair

This transaction is used to identify source of repair as to NSN. See table E-185.

E-191. DIC BTS, technical data

This transaction is used by DESCOM to transmit depot cost data (MDMS). See table E-186.

E-192. DIC BTT, matrix accumulative data (report month)

This transaction goes from maintenance depots to DESCOM (MDMS). See table E-187.

E-193. DIC BTU, DESCOM/depot reconciliation transaction

This transaction identifies status of each data element assigned to a PRON for reconciliation with the depot. Transaction goes from DESCOM to the depot. See table E-188.

E-194. DIC BTV, interservice data

This transaction identifies the service for whom work is being accomplished (MDMS). See table E-189.

E-195. DIC BTW, MDMS/MAGIC transactions

These transactions are used to transfer maintenance workload/execution data between commodity commands, DESCOM, and the depots. See tables E-190-210.

E-196. DIC BTY, inactive end item codes

This transaction is submitted by DESCOM to the depots to recoup end item codes which are no longer active for reassignment to active NSN's within the depot/contractor maintenance area of effort. These transactions are transmitted via AUTODIN between DESCOM and the depots. See table E-211.

E-197. DIC BTZ, maintenance man-hours

This transaction is generated by SDS to update the man-hour evaluation report (MER) which is used as part of the budget process. See table E-212.

E-198. DIC BUA, reactive reporting system

This transaction is used to report reactive system data from the depots to DESCOM. See table E-213.

E-199. DIC BW0, final bill code deletion

This transaction is used within DESCOM to access financial records. See table E-214.

E-200. DIC BW1, program status report transaction

This transaction goes from the supply depots to DESCOM. It is used for submission of depot cost, man hours, and production data. See table E-215.

E-201. DIC BW2, program status report narrative transaction

This transaction goes from the supply depots to DESCOM. It is used

for submission of narrative remarks applicable to program status reports. See table E-216.

E-202. DIC BW3, RCS 305 narrative transaction

This transaction goes from the supply depots to DESCOM. It is used for submission of receiving/shipping/set assembly data by NICP. See table E-217.

E-203. DIC BW4, standards file input transaction

This transaction goes from the supply depot to DESCOM. It is used for submission of depot workload unit man hours and cost data. See table E-218.

E-204. DIC BW5, MAP PC&H transactions (1 and 2)

These transactions go from the supply depots to DESCOM. They are used for submitting MAP billing data. See tables E-219 and E-220.

E-205. DIC BW6, cost and performance adjustment transaction

This transaction is used within DESCOM. It is used for submission of supplemental program status report data to record. See table E-221.

E-206. DIC BW7, reconciliation supply, BASOPS and miscellaneous programs

This transaction goes from the supply depots to DESCOM. It is used to submit conciliatory data pertaining to established work orders. See table E-222.

E-207. DIC BW8, depot local PRON

This transaction goes from the supply depot to DESCOM. It is used to submit locally established depot workload programs. See table E-223.

E-208. DIC BW9, account classification change record

This transaction is used to change or amend the classification of an account. See table E-224.

E-209. DIC BWA, workload basic transaction

This transaction goes from DESCOM to the supply depots. It is used for submission of depot work-ordering funding data. See table E-225.

E-210. DIC BWB, workload financial data

This transaction is used within DESCOM. It is used for submitting the supply depot work-order data to the correct records. See table E-226.

E-211. DIC BWC, workload matrix transactions (1,2, 3, and 4)

These transactions are used between supply depots and DESCOM. They are used for submission of depot work-ordering/funding data. See tables E-227-E-230.

E-212. DIC BWD, workload narrative transaction

This transaction goes from DESCOM to the supply depots. It is used for submission of depot work-order narrative data. See table E-231.

E-213. DIC BWE, workload basic/supplement transaction

This transaction is used within DESCOM. It is used for submitting the supply depot work-order data to the current record. See table E-232.

E-214. DIC BWF, workload quantity

This transaction is used to record the annual planned workload by quantity. See table E-233.

E-215. DIC BWG, workload data transaction

This transaction is used within DESCOM. It is used for submitting

the supply depot work-order data to the correct record. See table E-234.

E-216. DIC BWH, functional/AMS cross reference transaction

This transaction goes from DESCOM to the supply depots. It is used for submission of functional code/related AMS code data. See table E-235.

E-217. DIC BWM, standards file input

This transaction is used within DESCOM to input workload unit man hours and unit cost data. See table E-236.

E-218. DIC BWN, total package fielding (TPF)workload data

This transaction is transmitted from fielding commands to DESCOM to provide TPF workload data. See table E-237.

E-219. DIC BWP, challenge of materiel sent to DRMO

This transaction is the on-line challenge from depots to Army managers challenging materiel sent to DRMO. Policy and procedures for the use of this transaction are in DESCOM-R 755-1. See table E-238.

E-220. DIC BWQ, first follow-up to challenge of materiel sent to DRMO

This transaction is the first follow-up to DIC BWP from depots to Army manager challenging materiel sent to DRMO when response has not been received in seven days. Policy and procedures for the use of this transaction are in DESCOM-R 755-1. See table E-239.

E-221. DIC BWR, second follow-up to challenge of materiel sent to DRMO

This transaction is the second follow-up to DIC BWO from depots to Army managers challenging materiel sent to DRMO when response has not been received to the first follow-up in seven days. Policy and procedures for the use of this transaction are in DESCOM-R 755-1. See table E-240.

E-222. DIC BWS, reply to challenge of materiel sent to DRMO

This transaction is the Army manager's reply to the depot making the challenge to the materiel sent to their DRMO. Policy and procedures for the use of this transaction are in DESCOM-R 755-1. See table E-241.

E-223. DIC BWZ, depot operations cost and performance report

This transaction goes from ICPs/arsenals/ammo plants, etc., to DESCOM. It is used for submission of cost, man-hour and production date. See table E-242.

E-224. DIC BXA, proponent ILS office header data

This transaction is one of three header data records needed to establish a system/equipment (item of supply) on the ILSMR file. See table E-243.

E-225. DIC BXB, manager/file established header data

This transaction is two of three header data records needed to establish a system/equipment (item of supply) on the ILSMR file. See table E-244.

E-226. DIC BXC, project leader header data record

This transaction is three of three header data records needed to establish a system/equipment (item of supply) on the ILSMR file. See table E-245.

E-227. DIC BXD, contract/model header data

This transaction is one of seven optional header data records available to establish a system/equipment (item of supply) with complete header identification data on the ILSMR file. See table E-246.

E-228. DIC BXE, contract header data

This transaction is two of seven optional header data records available to establish a system/equipment (item of supply) with complete header identification data on the ILSMR file. See table E-247.

E-229. DIC BXF, replace system/equipment header data

This transaction is three of seven optional header data records available to establish a system/equipment (item of supply) with complete header identification data on the ILSMR file. See table E-248.

E-230. DIC BXG, subsystem header data

This transaction is four of seven optional header data records available to establish a system/equipment (item of supply) with complete header identification data on the ILSMR file. See table E-249.

E-231. DIC BXH, proponent project manager header data

This transaction is five of seven optional header data records available to establish a system/equipment (item of supply) with complete header identification data on the ILSMR file. See table E-250.

E-232. DIC BXJ, project header data

This transaction is six of seven optional header data records available to establish a system/equipment (item of supply) with complete header identification data on the ILSMR file. See table B-251.

E-233. DIC BXK, used on identification header data

This transaction is seven of seven optional header data records available to establish a system/equipment (item of supply) with complete header identification data on the ILSMR file. See table E-252.

E-234. DIC BXL, milestone event record data

This transaction is needed to establish local milestones unique to a particular system/equipment, control milestone related dates and milestone data. It is also used with the ILSMR file. See table E-253.

E-235. DIC BXM, narrative record data

This transaction is designed to establish any narrative pertinent to the particular milestone cited in rp 35-41 of this transaction. Also used with the ILSMR file. See table E-254.

E-236. DIC BXN, associated systems/support equipment data

This transaction is needed to establish and record all associated systems/support equipment for the specific system/equipment cited in the transaction. Also used with the ILSMR file. See table E-255.

E-237. DIC BXP, associated contract data

These transactions (transactions 1 and 2) are needed to establish the associated contractors applicable to system/equipment in rp 7-28 of this transaction. Also used with the ILSMR file. See table E-256.

E-238. DIC BXQ, Acquisition Management Milestone System (AMMS) other header data for file number/TRADOC proponent (PPNT) school/new equipment training plan number (NETPN)

This is transaction one of three transactions used to send AMMS major defense or Army designated acquisition program equipment header data (supplementary identification characteristics and responsible points of contact) between the AMC Major Subordinate Commands and LOGSA. The AMMS data includes the file number, the U.S. Army Training and Doctrine Command (TRADOC) PPNT school, and the NETPN. See table E-257.

E-239. DIC BXR, AMMS other header data for system integrator code (SIC)/program executive officer (PEO)

This is transaction two of three transactions used to send AMMS major defense or Army designated acquisition program equipment header data (supplementary identification characteristics and responsible points of contact) between the MSCs and LOGSA. The

AMMS data includes the SIC and the PEO and their telephone numbers. See table E-258.

E-240. DIC BXS, AMMS other header data for common reference code (CRC)/mission area/combat developer

This is transaction three of three transactions used to send AMMS major defense or Army designated acquisition program equipment header data (supplementary identification characteristics and responsible points of contact) between the MSCs and LOGSA. The AMMS data includes the CRC, the mission area, and the combat developer. See table E-259.

E-241. DIC BZ5, daily transactional updates to major item requisition validation (MIRV) files

This transaction is sent from SIMA, Chambersburg, major item systems to the MIRV system in the Commodity Command Standard System (CCSS). It will be used to update authorized shortages and shortage information in the MIRV files. See table E-260.

E-242. DIC BZA, asset status

This transaction is the DSU asset status for use with direct supply support and SIMS-X.

E-243. DIC BZB, zero balance flasher

This transaction is passed from general supply adjustments in SDS through CCSS to alert the NICP of zero balance stock for a particular NSN. See table E-261.

E-244. DIC BZD, notification of shipment

This transaction is sent from the contractor to the MSC to verify shipment of repaired materiel being returned to the Government. See table E-262.

E-245. DIC BZE, consumption report (government furnished materiel)

This transaction is sent from the contractor to the Management Control Activity (MCA) to report consumption of GFM (listed by items and quantities) during the report period. See table E-263.

E-245.1. DIC BZF, LOGSA materiel returns data base (MRDB) inquiry request

This transaction is used by, Army NICPs to query the LOGSA MRDB to determine the status of an open MRP shipment record. This transaction is part of the Army's Retrograde Tracking System. DAAS will pass this transaction to the RIC in rp 4-6. See table E-263. 1.

E-245.2. DIC BZG, LOGSA MRDB inquiry response

This transaction is used by the LOGSA to provide the latest status of an open MRP shipment record and is used as a response to DIC BZF. DAAS will pass this transaction to the RIC in rp 4-6. See table E-263.2.

E-246. DIC D4_, Materiel receipt-procurement instrument source

- a. Used by storage activities and stock control activities to report receipts of materiel from procurement instrument sources to ICPs.
- b. Manual transactions are prepared on DD Form 1486.
- c. See table E-264 for format.

E-247. DIC D6_, Materiel receipt-other than procurement instrument source

- a. Used by storage activities and stock control activities to report receipts of materiel from other than procurement instrument sources to ICPs.
- b. Manual transactions are prepared on DD Form 1486.
- c. See table E-265 for format.

E-248. DIC D6S, materiel receipt acknowledgment document (MRAD)

Entries in this format are prescribed when the requisitioner receives

materiel and acknowledges that it has been recorded on the accountable records. The requisitioner sends the transaction to DAAS. See table E-266.

E-249. DIC D7 /DG /DHA, issue, back order, and demand

a. Table E-267 prescribes alignment for the issue transaction, back order transaction, and demand data, DD Form 1348M). These transactions are, provided to—

- (1) Update central inventory control records.
- (2) Record financial transactions.
- (3) Provide a basis for billing the customer.

b. A complete description of transaction identifiers that apply to these transactions is in paragraph C-1d.

E-250. DIC D8 /D9_, inventory adjustment-increase or decrease

a. This transaction is used as a single transaction for making inventory adjustments.

b. It may be originated by—

(1) Storage points to submit source information to accountable activities for the adjustment of accountable records or to serve as the notification of storage management actions.

(2) Accountable stock control activities and inventory control points to process internal adjustments to accountable records and to notify the storage activity of actions to be accomplished.

(3) Nonaccountable activity as notification to the accountable activity of inventory management data.

c. See table E-268 for format.

E-251. DIC D8E/D9E/DEE/DEF/D8F/D9F, logistical reassignment adjustment

a. The DD Form 1487 format accommodates logistic reassignment entries. See table E-269.

b. This transaction has been provided to—

(1) Transfer on-hand balance information to the gaining AA.

(2) Make the actual increase and decrease to inventory control records at the losing and gaining AA.

c. The losing AA will prepare the transactions and send to the gaining AA for conversion to accountable adjustments.

d. The materiel adjustment transaction has been overprinted with the logistic reassignment format to provide for manual usage. Data in overprint blocks C-M, O-Y, AA, and AB will correspond to that which will be entered in rp 1-80. The use of blocks A, B, N, Z, and AC-AF is optional.

E-252. DIC D8S/D9S, inventory adjustment transaction (single adjustment-ownership/purpose gain/loss)(conventional ammunition only)

Entries are in table E-270.

E-253. DIC DA1/DA2, SMCA freeze/unfreeze action

In processing DIC DZH or DIC A6 transactions, the SMCA may have to freeze, and on completion, unfreeze wholesale assets at a specific storage site. When such freeze/unfreeze actions are taken, the SMCA will provide this transaction to the owning service ICP for update of ICP wholesale financial accountable records. See table E-271.

E-254. DIC DAC/DAD, inventory adjustment-dual (condition/purpose transfer)

a. This dual adjustment transaction allows for an increase and a decrease on the same transaction.

b. It is used by storage activities, stock control activities and ICPs to process condition code and purpose code changes to the accountable records.

c. See table E-272 for format.

E-255. DIC DAS, inventory adjustment transaction(dual adjustment- ownership/purpose gain/loss) (conventional ammunition only)

Entries are in table E-273.

E-256. DIC DB /DC_, financial adjustment transaction

a. DOD Materiel Adjustment Transaction (DD Form 1487) format accommodates financial adjustment entries. See table E-274.

b. This transaction accommodates those decentralized distribution systems that send adjustments to financial records. It may also be used within an accountable ICP or SCA when there is a need.

c. An accountable ICP or SCA will prepare the transaction for the adjustment of financial records when an inventory balance is not affected.

d. This transaction has been overprinted with the financial adjustment format to provide for manual usage. Data entered in overprint blocks C-M, O-Y, and AA and AB will correspond to that which will be entered in rp 1-80. The use of blocks A, B, N, Z, and AC-AF is optional.

E-257. DIC DD_, due-in-procurement instrument source

a. This transaction is used when the consignment document is a DD Form 250, a DD Form 1155, or other type of procurement instrument.

b. It is used by ICPs to establish and cancel due-in records for materiel due in from procurement instrument sources. It is also used to transmit due-in establishment and cancellation actions between stock control activities and ICPs.

c. The third position of this DIC corresponds to the third position provided by the D4_ series receipt transaction.

d. Manual transactions are prepared on DD Form 1486.

e. See table E-275 for format.

E-258. DIC DF_, due-in-other than procurement instrument source

a. This transaction is used when the consignment document is DD Form 1348-1 or DD Form 1348-1 Automated.

b. It is used by ICPs to establish and cancel due-in records for materiel due in from other than procurement instrument sources. It is also used to transmit due-in establishment and cancellation actions between stock control activities and ICPs.

c. The third position of this DIC corresponds to the third position of the D6_ series receipt transaction.

d. Manual transactions are prepared on DD Form 1486.

e. See table E-276 for format.

E-259. DIC DJA, physical inventory request

See table E-277. As prescribed by AR 740-26, this transaction will be used by—

a. Accountable activities when requesting special inventories of items for which they are responsible.

b. Storage activities with physical inventory processing involvement (statistical sampling and complete inventory).

E-260. DIC DJB, physical inventory notification

Transaction DJB will be used when the storage activity cannot meet the established inventory time frame shown in the physical inventory request (DIC DJA). In such instances, the storage activity will provide a DIC DJB to each affected owner/manager advising them to delete previously established infloat controls and providing a new date for establishing physical inventory cutoff and infloat control dates. Entries for DIC DJB are in table E-278.

E-261. DIC DKA, physical inventory count

As prescribed by AR 740-26, storage activities will use this transaction for physical inventories and for sending results to AAs. See table E-279.

E-262. DIC DLA, logistical transfer/decapitalization follow-up

a. The DD Form 1487 format accommodates logistic transfer or decapitalization follow-up entries. See table E-280.

b. The GIM will use this transaction to request asset data from the LIM if not received within 10 days of the effective transfer date.

E-263. DIC DLB, reply to logistical transfer/decapitalization follow-up

a. The DD Form 1487 is used to reply to logistic transfer or decapitalization follow-up request. See table E-281.

b. The LIM will prepare this transaction to reply to follow-up requests from the GIM.

E-264. DIC DLC, logistics reassignment delinquent due-in follow-up

This transaction is used by the gaining item manager (GIM) to request due-in data pertaining to items that were on procurement at the time of transfer. These follow-ups are discussed in paragraph 5-74. Entries are in table E-282.

E-265. DIC DLD, logistics reassignment delinquent due-in response

This transaction is used by the losing item manager (LIM) to respond to logistic transfer delinquent due-in follow-ups. This transaction is discussed in paragraph 5-75. Entries are in table E-283.

E-266. DIC DLE, logistics reassignment due-in reconciliation request

This transaction is used by the gaining item manager (GIM) to request reconciliation of due-ins from the losing item manager (LIM). Entries are in table E-284.

E-267. DIC DLF, logistics reassignment due-in reconciliation response

This transaction is used by the losing item manager (LIM) to respond to a logistic transfer reconciliation due-in request. Entries are in table E-285.

E-267.1. DIC DLS, logistics reassignment general management data

This transaction is used by the LIM to provide management data to the GIM for LR consumable items. Entries are in table E-285.1.

E-267.2. DIC DLT, logistics reassignment backorder and demand data

This transaction is used by the LIM to provide management data to the GIM for LR consumable items. Entries are in tables E-285.2 thru E-285.4.

E-267.3. DIC DLU, logistics reassignment on-hand asset data

This transaction is used by the LIM to provide management data to the GIM for LR consumable items. Entries are in tables E-285.5 and E-285.6.

E-267.4. DIC DLV, logistics reassignment due-in asset data

This transaction is used by the LIM to provide management data to the GIM for LR consumable items. Entries are in tables E-285.7 and E-285.8.

E-267.5. DIC DLW, logistics reassignment contract history data

This transaction is used by the LIM to provide management data to the GIM for LR consumable items. Entries are in tables E-285.9 thru E-285.12.

E-267.6. DIC DLX, logistics reassignment technical and quality data

This transaction is used by the LIM to provide management data to

the GIM for LR consumable items. Entries are in tables E-285.13 and E-285.14.

E-268. DIC DM_, war materiel requirements

Used by the services to provide war materiel requirements to the manager. Used by the LIM to notify the GIM of war materiel requirements involved in an LR. Entries are in table E-286.

E-269. DIC DTA, asset support request (ASR)

a. The ASR is used by an activity in table 15-1 to request asset support capability from an IMM. See table B-287.

b. DIC DTA will cause the IMM to respond with either DIC DTB or DIC DTC or both. Column 7 identifies the type of data being provided by the IMM.

E-270. DIC DTB, asset support reply (ASR) (asset data)

a. The reply to ASR is used by the IMM to respond to ASR not later than 10 working days after receipt. Information supplied will be in the format shown in table E-288.

b. Transaction DTB is also used to respond to an activity that has submitted an ASR follow-up (DIC DTD).

E-271. DIC DTC, asset support reply (backorder data)

a. The IMM uses the reply to an ASR to inform an activity that all or part of supporting assets are on back order, as well as the expected due-in-date. See table E-289.

b. DIC DTC is also used to respond to an activity that has submitted an ASR follow-up (DIC DTD).

E-272. DIC DTD, asset support request follow-up

a. This transaction is used to follow-up on requests previously submitted to the IMM for logistics support capability data. See table E-290.

b. Submission of DIC DTD will cause the IMM to respond with follow-up information in either DIC DTB or DIC DTC format or both. Column 7 identifies the type of data being provided by the IMM.

E-273. DIC DU_, pre-positioned materiel receipt (procurement instrument source)

a. This transaction is used by the ICP or accountable activity to provide the storage activity with advance notification of scheduled materiel receipts from procurement instrument sources.

b. The third position of this DIC corresponds to the third position provided by the D4_ series receipt transaction.

c. Manual transactions are prepared on DD Form 1486.

d. See table E-291 for format.

E-274. DIC DW_, pre-positioned materiel receipt (other than procurement instrument source)

a. This transaction is used by the ICP or accountable activity to provide the storage activity with advance notification of scheduled materiel receipts from other than procurement instrument sources.

b. The third position of this DIC corresponds to the third position of the D6_ series receipt transaction.

c. Manual transactions are prepared on DD Form 1486.

d. See table E-292 for format.

E-275. DIC DXA, materiel receipt follow-up (procurement instrument source)

a. Entries in this format (table E-293) are prescribed for follow-up on receipts when the consignment transaction is—

(1) A DD Form 250 (Materiel Inspection and Receiving Report).

(2) A DD Form 1155 (Order for Supplies or Services/Request for Quotation).

(3) Or other type procurement instrument.

b. Data blocks have been overprinted on DD Form 1486 (DOD Materiel Receipt Transaction) for manual usage. Entries in blocks C-K, M-T, and V will correspond to data that will be entered in rp 1-80.

c. The accountable activity will use DIC DXA when following

up to the storage activity when receipt has not been confirmed within 30 days of shipping date shown in the shipment notice.

E-276. DIC DXB, materiel receipt follow-up(other than procurement instrument source)

a. Entries in this format (see table E-294) are prescribed for follow-up on receipts when the consignment transaction is DD Form 1348-1 or DD Form 1348-1Automated.

b. Data blocks have been overprinted on DD Form 1486 for manual usage. Entries in blocks C-K, M-T, V, and W will correspond to data that will be entered in rp 1-80.

c. When 30 days have elapsed since the shipping date shown in the shipment notice, and receipt has not been confirmed, the accountable activity will use DIC DXB to follow-up to the applicable storage activity.

E-277. DIC DXC, reply to materiel receipt follow-up (procurement instrument source)

a. Entries in this format (see table E-295) are prescribed when the follow-up for materiel to be received on consignment is—

(1) DD Form 250 (Materiel Inspection and Receiving report).

(2) DD Form 1155 (Order for Supplies or Services/Request for Quotation), or

(3) Other type of procurement instrument.

b. When materiel has not been received and the storage activity must respond to an AA-originated follow-up (DIC DXA), its response will be on DD Form 1486 using DIC DXC.

E-278. DIC DXD, reply to materiel receipt follow-up (other than procurement instrument source)

a. Entries in this format (table E-296) are prescribed when the follow-up has been received for materiel to be received on consignment transaction, DD Form 1348-1 or DD Form 1348-1Automated.

b. Storage activities will use DD Form 1486 (DIC DXD) to reply to an AA originated receipt follow-up, DIC DXB, when the materiel has not been received.

E-279. DIC DZ9, status notification

DAAS uses this transaction to notify the submitter that a MILSTRAP transaction was rerouted or FSC changed as indicated by the status code in rp 79-80. See table E-297.

E-280. DIC DZA, asset status SIMS-X automated

a. This transaction accommodates asset information on a specific NSN between Army activities. See table E-298.

b. Policy and procedures on the requirement for this specific asset reporting are in AR 710-3.

c. Multiple transactions will be prepared for the same stock number when—

(1) Quantities exceed the spaces available in the quantity data fields (rp 25, 30, 31, 36, 37, 41, 43-48, 49-54), or

(2) The item is in more than one purpose code or condition code. Multiple purpose and condition code combinations will be shown in rp 70 and 71 in alphabetical sequence.

E-281. DIC DZA, MILSTRAP asset status

a. The asset status transaction accommodates asset status data. This transaction will be used between Army (AA) and other military services, or within the Army in decentralized distribution systems, to transmit asset status data from the accountable SCA to the nonaccountable ICP. See table E-299.

b. The SCA will transmit asset status transactions based on schedules prescribed by the ICP.

E-282. DIC DZB, storage item data correction/change

a. This format (table E-300) accommodates various elements of data for correcting storage activity custodial records because of the location reconciliation program.

b. On receipt of the reconciliation request transactions from the storage activity, the AA will compare with accountable records. When discrepancies exist, the AA, if storage records are

wrong, will send the originator of the location reconciliation request a DIC DZB, in this format.

E-283. DIC DZC, logistical reassignment storage information

Entries are in table E-301.

E-284. DIC DZD, logistical reassignment storage information reply

Entries are in table E-302.

E-285. DIC DZE, asset status/transaction reporting request

a. The MILSTRAP transaction is used to request transaction reporting and/or asset status reporting by activities below the distribution system.

b. The SIMS-X automated asset status request provides additions or deletions to previously identified SIMS-X items. Policy and procedures on the requirement and use of this transaction are in AR 710-3.

c. See table E-303 for format.

E-286. DIC DZF, MILSTRAP asset status reporting(base, post, camp, and station level use)

a. The asset status transaction accommodates asset status information. This transaction will be used between Army activities and other military services or within the Army in decentralized distribution systems. See table E-304.

b. DIC DZF transactions are used to respond to DIC DZE requests. (Does not apply to SIMS-X process.)

E-287. DIC DZG, MILSTRAP transaction reject

a. The transaction reject transaction prescribes the alignment for rejecting invalid transactions to the originator.

b. See paragraph C-43 for reject advice codes that apply to DIC DZG.

c. Entries for DIC DZG are in table E-305.

E-288. DIC DZH, location reconciliation request

a. This format (table E-306) accommodates various elements of data for recording and reporting location reconciliation's between storage activities and the AAs.

b. When location reconciliation's are completed, storage activities will prepare location reconciliation request transactions, DIC DZH, in this format for each NSN, by condition, in the item locator file. These transactions will be sent to the owning AA.

E-289. DIC DZJ, transaction history/custodial balance request

ICPs will use transaction DZJ to request custodial balance or transaction history from the storage activity. See table E-307.

E-290. DIC DZK, transaction history transmittal

Transaction history transmittal is from storage activity in support of a depot scheduled physical inventory or in response to an ICP request for history. See table E-308.

E-291. DIC FT6, ICP/IMM follow-up (Materiel Returns Program)

The ICP uses DIC FT6 (table E-309) to follow-up on a DIC FTR for materiel authorized to be returned. When the reporting activity records do not show DIC FTR on file, the DIC FT6 will be converted to FTR.

E-292. DIC FTA, automatic return notification(Materiel Returns Program)

Customer notification to a supply source of an automatic return. See table E-310.

E-293. DIC FTB, reply to follow-up for credit status (Materiel Returns Program-reserved for MILSBILLS)

The ICP uses the reply to follow-up for credit status (DIC FTB) to

respond to a follow-up for credit. This transaction is prepared in accordance with AR 37-1.

E-294. DIC FTC, cancellation of customer excess report (Materiel Returns Program)

The reporting activity will use the request for cancellation of excess (DIC FTC) when part or all of the materiel previously reported is no longer available excess. See table E-311.

E-295. DIC FTD, disposition instructions delay status (Materiel Returns Program)

The ICP sends the DIC FTD to the reporting activity when excess materiel must receive further screening. The date disposition instructions can be expected is entered in rp 70-73. See table E-312.

E-296. DIC FTE, customer excess report (Materiel Returns Program)

An activity uses the DIC FTE to request from an ICP disposition instructions for materiel excess to that authorized. See table E-313.

E-297. DIC FTF, follow-up for ICP/IMM reply to customer excess report (Materiel Returns Program)

The reporting activity uses this report (DIC FTF) when intelligence on the status of an original excess report is required. See table E-314.

E-298. DIC FTG, customer excess report, part number item (Materiel Returns Program)

This transaction is used by an activity to report part number items to DAAS in order for DAAS to search the DIDS files for a potential NSN. See table E-313.

E-299. DIC FTL, supply status (Materiel Returns Program)

The supply status, DIC FTL, is generated in response to follow-ups (DIC FT6), to furnish estimated shipping date of reported excess. See table E-315.

E-300. DIC FTM, shipment status (Materiel Returns Program)

The shipment status (DIC FTM) is the means by which the reporting activity informs the ICP that materiel has been released to the carrier. See table E-316.

E-301. DIC FTP, follow-up for credit (Materiel Returns Program-reserved for MILSBILLS)

a. The customer follow-up for credit (DIC FTP) is used when DIC FTZ has been received but credit billing has not. This follow-up will not be sent until 60 days have lapsed since receipt of the DIC FTZ.

b. This follow-up is prepared according to AR 37-1.

E-302. DIC FTQ, DAAS customer excess report information status (Materiel Returns Program)

DAAS uses the DIC FTQ to advise the activity submitting DIC FTC, DIC FTE, DIC FTF that it has edited and routed the transaction to the ICP. See table E-317.

E-303. DIC FTR, reply to customer excess report (Materiel Returns Program)

The ICP uses the DIC FTR to respond to all excess reports. The reporting activity will process according to the excess transaction status code in rp 65-66. See table E-318.

E-304. DIC FTT, follow-up for ICP/IMM materiel receipt status (Materiel Returns Program)

The reporting activity uses DIC FTT when the ICP has not furnished DIC FTZ acknowledging receipt of the excess materiel shipment. ICP will respond to the DIC FTT with a DIC FTR or FTZ. See table E-319.

E-305. DIC FTZ, ICP/IMM materiel receipt status (Materiel Returns Program)

The ICP uses the DIC FTZ to inform the reporting activity of the receipt of excess materiel. This record is prepared after receipt and classification of the excess materiel. It will show the amount of credit to be granted for the returned materiel based on quantity and condition. See table E-320.

E-306. DIC JDP, front end screening (FES) notification

This transaction is provided by DRMS to the NICPs to offer DRMS assets. See table E-321.

E-307. DIC JT1, IRIS receipt notification

This transaction is used by DRMS to confirm to the NICP the receipt of the interrogation transaction (DIC JTH). When a match does not occur, this transaction will also be used by DRMS to notify the NICP of that condition. See table E-322.

E-308. DIC JT2, IRIS interrogation response

This transaction is provided by DRMS to the NICP in response to an interrogation (JTH) to furnish asset data when requested assets are found (matched) in the IDMS. See table E-323.

E-309. DIC JT3, IRIS notification of unprocessable interrogation input

This transaction is used by DRMS to advise NICP that interrogation cannot be processed due to errors detected by edit/validation. See table E-324.

E-310. DIC JTH, IRIS interrogation request

This transaction is used by the NICPs to selectively interrogate the DRMS computer system for available DRMO assets. See table E-325.

E-311. DIC JUA, final asset screening (FAS) notification

This transaction is provided by DRMS to the NICPs to provide final offer of DRMS assets. See table E-326.

E-312. DIC QD_, routing identifier code interrogation

Inquiry entries are in table E-327.

E-313. DIC QR_, routing identifier code interrogation response

Entries are as shown in table E-328.

E-314. DIC TA1 /TA2/TA3/TA4/X88, DOD Activity Address Code (DODAAC) transactions

See tables E-329-334 and E-336.

a. DODAAC is a 6-position alpha/numeric code assigned in the DODAAD to identify specific activities which are authorized to requisition, ship, or receive materiel or who prepare MILSTRIP documentation or billing. (The first position is always the service code. The remaining 5 positions are sequentially assigned.) The DODAAC is applied primarily on MILSTRIP transactions and, in its decoded form, breaks down to three in-the-clear text addresses for a given activity. The first is the activity's address designated to receive mail; the second provides the address to receive freight; and the third indicates the address to receive billing for the activity. In some instances, the address for mail and the address for freight are the same address.

b. The format in table E-329 will be used to submit Army data to be added to the DODAAF or to revise data already contained in the DODAAF/DODAAD.

c. The format in table E-330 will be used to submit contractor data to be added to the DODAAF or to revise data already contained in the DODAAF/DODAAD.

d. The format in table E-331 will be used by mobilization stations to preposition a file of mobilization unit DODAACs at the ACSP.

e. The format in table E-332 will be used for submitting

DODAAC/UIC cross-reference data and to add or revise UIC data on DODAAF system.

f. The format in table E-333 will be used to request contractor DODAAC assignments and provide contractor data.

g. The format in table E-334 will be used to delete an activity address code or a type address from the file.

h. The format in table E-336 (DIC X88) is used by the ACSP to enter UIC, major command, CAGE code, contract/delivery order and its expiration date, and state/country code into the DODAAF.

E-315. DIC TTG, shipment receipt lift

Entries are in table E-335.

E-316. ILP address

See DOD 4000.25-8-M.

E-317. DD Form 1348-1 (Release and receipt document information)

See table E-337.

a. *General.* The activity releasing the materiel will prepare DD Form 1348-1 (see also para B-3). It is used for selecting, packing, and receiving materiel and as a source transaction for preparing other transactions. DD Form 1348-1 will not be used as an invoice or for a shipment or materiel movement transaction.

(1) The basic principle is to repeat the requisition information on

the release and receipt transaction, when possible. For example, under ideal conditions, the exact quantity of the stock number requisitioned would be released from the initial point that received the requisition. The resulting release and receipt transaction would repeat the information and simply add the unit price. The requisitioner would, therefore, have a complete record of the requisition and receiving data on a single transaction. In a supply sense, the requisitioner could, therefore, discard the original requisition or retire it to other files.

(2) However, the system does not always operate under ideal conditions. Therefore, it provides supply status as the means of updating or revising the requisition. Under the basic principle previously explained, the release and receipt transaction will repeat the requisition data as submitted or as revised, including the original advice code.

b. *Preparation.*

(1) This transaction may be manually (typed or written) or machine (EAM or computer) produced directly from the MRO rp 1-80 without altering any data. These data will be printed on the top line of the DD Form 1348-1.

(2) To accommodate the various distribution systems and equipment, DD Form 1348-1 provides blocks labeled "A"- "Y" for entry of other data. The use of these blocks is optional, but when used will contain the items in table E-337.

**Table E-1
DIC AO_, Requisition**

Field legend	Manual blocks	Record position	Entry and instructions
Sent to	A	NA	Proper in-the-clear address corresponding to the RIC may be entered. When entered, the use of the RIC is not mandatory.
Requisition is from	B	NA	Proper in-the-clear address of the requisitioner may be entered only when requisitioning activity's address is not listed in DOD 4000.25-6-M.
Document identifier code	1	1-3	This field will contain the DIC that identifies this transaction as a requisition or requisition modifier (domestic or overseas) and the type of stock number being requisitioned. When a mechanical or manual requisition contains exception data (e.g., basis and authority, special funding instructions, additional identification data, and stock or part number required) in the remarks block, use DIC A05 or A0E. These requisitions will be sent to the supply source by the most expeditious means (mail, courier, or cable, paragraph C-1b).
Routing identifier code	2	4-6	Domestic and oversea requisitioners will enter the RIC of the initial source of supply (DOD 4000.25-1-S1, MILSTRIP Suppl. 1). For requisitions submitted to DRMS, enter RIC S9D.
Media and status code	3	7	M&S code that shows the type of status to be furnished, designates the activity to receive status, and the method of communication. For oversea requisitions, a "0" in rp 7, together with a significant code in rp 54, will require 100 percent supply status to be furnished the activity shown in rp 54; a "0" in rp 7, together with a nonsignificant code in rp 54, will show no status required.
Stock number	4-6	8-22	Stock or part number of the item (para C-4). On requisitions to DRMS (RIC S9D), when a specific item is being requisitioned, the DTID suffix code, when applicable, will be entered in rp 21; no other information will be reflected in rp 21-22 for these requisitions.
Unit of issue	7	23-24	Two-position alphabetic code in current supply catalogs or stockage lists for the item requisitioned.
Quantity	8	25-29	

a. Quantity of the item requisitioned to the nearest unit pack, when possible. This field will be completely punched from right to left, preceding significant digits with zeros. When specific sizes, lengths, or items having expiration dates are required, this information will be entered in the remarks blocks. The requisition will be identified as containing exception data.

b. For ammunition items in FSG 13, quantities exceeding 99,999 will be expressed in thousands by placing an "M" in rp 29). Example: A quantity of 1,950,000 would be expressed as 1950M(1950 in cc25-28 and an "M" in rp29). The "M" modifier is an optional feature that can be applied intra-Service/agency and by agreement, inter-Service/agency.

c. For other than FSG 13 items, and the quantity exceeds 99,999, other requisitions will be prepared.

d. For USASAC, when requisitioning tracked and wheeled vehicles and similar equipment, refer to paragraph 11-1c.

**Table E-1
DIC AO, Requisition—Continued**

Field legend	Manual blocks	Record position	Entry and instructions
Document number	9-12	30-43	Identify the service, the requisitioner (activity address code), the requisition date, and the requisition serial number as shown in document number entries (para C-5). For interservice supply support (ISS) program requisitions, the proper alphabetic code will be shown in rp 40. Serial number will consist of three digits (para C-5). On requisitions to DRMS, rp 40 will be J, K, L, R, or S, if applicable. Otherwise, a normal serial number will be assigned.
Demand code	13	44	Applicable demand code to show the management element of a distribution system those demands that are recurring, nonrecurring, and no demand when submitting requisitions for substitute items that are acceptable in lieu of prior requisitioned but delayed items (para C-7a).
Supplementary address	14-15	45-50	Activity address code of the ship-to or bill-to point, or internal identification codes meaningful only to the requisitioner. These codes will be entered on all follow-on documents. When these fields are not used for any of the aforementioned, they may be left blank or filled with Y and five zeroes (para C-9).
Signal code	16	51	Proper code to identify the elements on the requisition that represent the ship-to and bill-to activities (para C-9).
Fund code	17	52-53	Army reimbursable requisitions will contain the proper fund code (DOD 4000.25-7-M and AR 37-12). Army requisitions for nonreimbursable items will contain a nonreimbursable fund code (para C-10). Requisitions from different divisions of the Army stock fund will contain a fund code (AR 37-12). Requisitions submitted against authorized withdrawal credits will cite funding code G5 (para C-10). Requisitions for items issued on a onetime basis (modification kits and rehabilitation kits) will cite signal code D or M in block 16 or rp 51. The fund code field will be left blank unless otherwise prescribed in paragraph C-10.
Distribution code	18	54-56	a. RP 54, when applicable, enter the code of the control activity to which supply and shipment status will be sent besides the requisitioner or supplementary address—see. Authorized codes are in paragraph C-11. b. RP 55-56, when applicable, enter type requirements code (para C-12) for major end items when requisition is for TA and TOE items. c. Codes other than those authorized above will not be significant to the supplier. However, they will be entered in all documents created because of the requisition process.
Project code	19	57-59	Proper DA or DOD approved code assigned for cross-reference to a project (e.g., contingency plans and POM). Classified project codes will be in appropriate DA publications. The field will be left blank when the requisition is not for a special project (para C-13).
Priority designator code	20	60-61	PD assigned consistent with the force activity and urgency-of-need designators in accordance with chapter 2.
Required delivery date/required delivery period (ammunition)	21	62-64	Numeric calendar day of the year only when it will differ from the SDD. (See chap 2 and 3 for complete instructions.) For ISS requisitions using the "ISS interrogation number" as the document number, enter the RDD that will permit the suppliers maximum time to process and make delivery. The RDD will be computed from the day the requisition is actually submitted.
(Required delivery date (RDD) (subsistence))	(21)	(62-64)	(RDD in ordinal day of year format. (See chapters 2,3, and 4 for complete instruction
Advice code	22	65-66	Applicable advice code to convey instructions to the supply source. When a code is not required, leave blank (para C-15a). On requisitions to DRMS, enter advice code 2J or leave blank.
Date of receipt of requisition	23	67-69	Leave blank on submission. Processing points will enter date of receipt, or supply sources passing DIC AM... documents to another source of supply for continued processing will enter their RIC.
Blank (or ownership code)	23	70	Leave blank. For Project Manager (PM) Requisitions for PM owned assets stored in Army depots, enter ownership code 9.
Blank	23	70-80	These positions will be left blank on all requisitions sent to CONUS supply sources. a. As an exception, for ISS requisitions, enter the condition code in rp 71. b. This field may be used for internal purposes on retained copies of requisitions. c. When a requisition with a part number (A02/A0B) is converted to an NSN (A01/A0A), DAAS will blank fill this field.
Blank (Except for ISS requisition)	23	71-80	These positions will be left blank on all requisitions sent to CONUS supply sources. As an exception, for ISS requisitions, enter the condition code in rp 71. They may be used for internal purposes on retained copies, provided data are not entered in internal output.
Remarks field	L-V	L-W	Use this field to convey any other information not provided for in the requisition format.
Blank	C	NA	Blank.
Editing data	D-F	NA	These blocks will be used by the supply source or manager when a passing action must be prepared. Block D will show the proper DIC; block E, the proper RIC; and block F, the proper suffix code, when applicable. When no suffix code is required, leave block F blank.

Table E-1
DIC AO_, Requisition—Continued

Field legend	Manual blocks	Record position	Entry and instructions
Status data	G–K	NA	The supply source or manager will use these blocks when status is to be sent to the requisitioner. Block G show the proper DIC for the supply status or shipment status code. Block H will contain the proper suffix code only if status is being provided on part of the quantity requisitioned. If total quantity requisitioned is shown, leave block H blank. Block I will be used to show the estimated availability date. Block J will contain the supply status code. If no supply status code is needed, leave block J blank. Block K will show the RIC to whom the status will be mailed.
Contractor Entries			
Entries for Contractor initiated requisitions for Government Furnished Materiel (GFM)			
Distribution code	18	54	Enter the (MCA) distribution code of the MCA assigned to monitor the contract, if applicable.
Manufacturer's directive number (MDN)	18	54–56	The Defense Logistics Agency (DLA) will use this entry in lieu of contract identification number in rp 70–79. The MDN will consist of an MCA distribution code in rp 54 and internal alpha/numeric coding in rp 55–56.
Contract call order number	23	70–73	Enter 4–position contract call order number.
Contract line number (CLIN)	23	74–77	Enter 4–position item CLIN.
Subordinate CLIN- (Sub-CLIN)	23	78–79	Enter 2–position Sub-CLIN.
Blank		80	Blank
MCA Entries (for use by MCAs when submitting contractor requisitions to supply sources using DIC AO_ format.)			
Routing identifier code	2	4–6	Enter RIC of the source of supply.
Distribution code	18	54	Enter the distribution code of the MCA which will be validating the requisition with supply sources, if one is assigned. Otherwise, MCA RIC must be entered in rp 74–76.
Manufacturer's directive number (MDN)	18	54–56	DLA will use this entry which will consist of the MCA distribution code in rp 54 and two alpha/numeric internal codes in rp 55–56.
Routing identifier code	23	74–76	If MCA distribution code is not assigned, enter MCA RIC.
Entries Required When Requisitioning A Specific Item From Disposal			
Disposal turn-in document number (DTID) or excess report number	23	67–80	This entry is optional on DIC A0A/A01/A0B/A02/A0E/A05 requisitions and is mandatory on DIC A0D/A04 requisitions. If applicable, the DTID suffix code will be entered in rp 21.
Entries Required On Requisitions To Disposal When A Specific Item Is Not Required			
Blank	23	70	Leave blank.
Condition code	23	71	Enter lowest supply condition code acceptable within Army (supply condition codes A, B, C, D, E, or F) for disposal items.
Blank	23	72–80	Leave blank.

Table E-2
DIC AO_, Pre-Positioned Requisition for OPLAN, or Mobilization Station/Training Base Installation Requirements

Field legend	Record position	Entry and instructions
Document identifier code	1–3	<p>a. For OCONUS pre-positioned MOB station/training base installation or LOGPLAN requisitions, enter DIC AO..., with applicable numeric character (para C-1) entered in third position field; e.g., AO1, AO2, AO4.</p> <p>b. For CONUS MOB station/training base installation requisitions enter DIC AO..., with applicable alpha character (para C-1) entered in the third position; e.g., AOA, AOB. For ABL, use DIC AOD.</p>
Routing identifier code	4–6	Enter Army NIPC source of supply RIC. For DLA or GSA, enter RIC for GMPA or USASPTAP. For other service-managed items enter appropriate RIC of the Army SICA (see AR 708-1 for SICC and SICA assignments).
Media and status code	7	Enter appropriate M&S code.
Stock number	8–22	Stock, part number, or DOD identification code (DODIC) for class V.
Unit of issue	23–24	Self-explanatory. (See entry in table E-1.) For class V, the U/I must match the DODAC on the AMDF.
Quantity	25–29	Self-explanatory. (See entry in table E-1.)

Table E-2
DIC AO, Pre-Positioned Requisition for OPLAN, or Mobilization Station/Training Base Installation Requirements—Continued

Field legend	Record position	Entry and instructions
Document number	30-43	<p>a. For OPLAN pre-positioned requisitions, see section II, chapter 12.</p> <p>b. For MOB station/training base requisitions, enter the following:</p> <p>(1) DODAAC, rp 30-35. Enter MOB station/training base requisitioner's DODAAC. (pre-entered by the MOB station/training base installation)</p> <p>(2) Julian date, rp 36-39. Will be entered by NICP/SICC upon release of requisition.</p> <p>(3) Serial number, 40-43. Serial number will be entered by the MOB station/ training base installation sequentially starting with 1000 thru 9999 and AAAA thru F999. ^{1, 2}</p>
Demand code	44	Enter "R."
Supplementary address	45-50	<p>a. For OPLAN pre-positioned requisitions, enter DODAAC of storage site contained in the LOGPLAN.</p> <p>b. For MOB station/training base pre-positioned requisitions, enter either installation storage activity DODAAC, or locally assigned beginning with "Y" in rp 45. (Use appropriate signal code when entry in this field is locally assigned.)</p> <p>c. For ammunition basic load (ABL)requisitions, enter appropriate UIC.</p>
Signal code	51	<p>a. Enter appropriate code (para C-9, table C-19).</p> <p>b. For MOB station /training base pre-positioned requisitions enter either a "D" or "M" (non-reimbursable), or a "J" or "A" (reimbursable).</p>
Fund code	52-53	<p>a. For OPLAN pre-positioned requisitions, enter fund code provided by HQ AMC in the release instructions.</p> <p>b. For MOB station /training base requisitions.</p> <p>(1) Enter the following when item is ASF: FG-FORSCOM TK-TRADOC NO-WESTCOM RR-ISC</p> <p>(2) For non-ASF items, enter appropriate fund code as contained in para C-10, table C-21.</p>
Distribution code	54-56	<p>a. LOGPLAN requisitions, rp 54. Enter code for address shown in rp 30-35 if applicable. (See DOD 4000.25-1-S1, MILSTRIP Supplement No. 1.) Record positions 55-56, leave blank.</p> <p>b. MOB station/training base requisitions, this field is to be left blank.</p>
Project code	57-59	<p>a. For OPLAN pre-positioned requisitions, enter appropriate DA approved time-phased project code as contained in the supporting LOGPLAN.</p> <p>b. For MOB station/training base pre-positioned requisitions, enter appropriate approved time-phased project code. Entry must be M10, M11, M12, or M13.</p> <p>c. For FOSCOM ammunition basic load requisitions, enter project code YRS, YUT, YUR, YSQ, or YUU.</p>
Priority designator code	60-61	Enter priority contained in the LOGPLAN execution order; otherwise entry will be 02.
Required delivery date	62-64	<p>a. Upon release of OPLAN prepositioned requisitions, the ICP/SICC will enter the RDD. The RDD is derived from adding the number of days identified as the "overseas available for issue date (OAID)," contained in the supporting LOGPLAN, the C-day (Julian date entered in the requisition). This will be done for each time-phased project code increment of supply.</p> <p>b. Upon release of MOB station/training base installation requisitions, the NICP/SICC will enter the RDD. The RDD will be the number of days added to the requisition Julian date in order for materiel to be available at the installation at the beginning of each time-phased increment of supply. Each time-phased increment will be identified by appropriate project code, i.e., M10, M11, etc.)</p>
Advice code	65-66	Leave blank. If required for LOGPLAN requisitions, appropriate code will be provided by HQ AMC with release instructions.
Blank	67-78	Leave blank.
Plan ID code	79-80	<p>a. For OPLAN pre-positioned requisitions, NICP/SICC will enter plan ID code(s) provided by HQ AMC. (Entry should not be significant to the requisitioner.)</p> <p>b. (Available for coding by component commands/MACOMs to identify mobilization pre-positioned requisitions in support of partial mobilization requirement. Army NICPs/SICCs will be provided coding identification with release instructions to select only those requisitions to be processed.)</p>

Notes:

¹ When MRSA develops spare/repair part requisitions(para 12-13b), the MOB station/training base installation must receive and consolidate all requisitions prior to assigning document serial numbers.

² To avoid duplicate requisition/document numbers from being assigned, these serial number ranges must be blocked from use by the MOB station/training base installation during the mobilization time frame.

**Table E-3
DIC A02/A0B, Part Number and Non-NSN Requisition (Mechanical)**

Field legend	Record position	Entry and instructions
Document identifier code	1-3	Dic enter A02 or A0B. Same as in paragraph E-1.
Commercial and Government Entity (CAGE) code and part number	8-22	FSC for manufacturer's as prescribed in DOD Cataloging Handbook H4-1 and the part number assigned to the item by the manufacturer. ¹
	23-43	Same as in table E-1.
	44	Enter appropriate code from table C-24. Code Z may be entered by DAAS to indicate an Air Force A02/A0B transaction or one with project code JZ_ has been screened for a match to a definitive NSN.
Reference identification code	45-69	Same as table E-1.
	70	Proper code to designate the entry in rp 71-80 If not applicable, leave blank. ² A-Technical order or technical manual. B-End item identification. C-Noun description of item. D-Drawing or specification number.
Reference identification Entries for Government Furnished Materiel (GFM)	71-80	Proper identification of the reference shown in rp 70. ²
Part number designation	68	Enter an E in the GFM requisition when part number is requisitioned.
Contract call order number	69-72	If required by contract, enter the appropriate contract call order number.
Procurement instrument identification number	73-80	Enter last eight positions of the PIIN.
MCA Entries (for use by MCAs when submitting contractor requisitions to supply sources)		
Routing identifier code	4-6	Enter RIC of supply source.
Distribution code	54	Enter distribution code of MCA which will be validating the requisition with supply sources, if one assigned. Otherwise, MCA RIC must be entered in rp 74-76.
Manufacturer's directive number (MDN)	54-56	DLA will use this field which will consist of an MCA distribution code in rp 54 and internal alpha/numeric coding for rp 55-56.
Routing identifier code	74-76	If an MCA distribution code is not assigned, enter MCA RIC.
Notes:		
If the manufacturer's code and part number cannot be entered in rp 8-22, use DD Form 1348-6 (fig. B-9) to requisition part number of non-NSN items. When a requisition with a part number (DIC A02/A0B) is converted to NSN (DIC A01 /A0A), DAAS will blank fill this field.		

**Table E-4
DIC A2_, Redistribution Order**

Field legend	Record position	Entry and instructions
Document identifier code	1-3	Proper DIC as follows: Overseas Domestic Explanation A21 A2A NSN/NATO. A22 A2B Part number. A24 A2D Other. A25 A2E Exception data.
Routing identifier code (To)	4-6	RIC of the activity to which the document is directed (DOD 4000.25-1-S1, MILSTRIP Suppl 1).
Media and status code	7	Proper M&S code (para C-3).
Stock or part number	8-22	Stock or part number of the item to be redistributed (para C-4). ¹
Unit of issue	23-24	Unit of issue of the stock or part number.
Quantity	25-29	For ammunition items in FSG 13, quantities exceeding 99,999 will be expressed in thousands by placing in "M" in rp 29. <i>Example:</i> A quantity of 1,950,000 would be expressed as 1950M (1950 in rp 25-28 and an "M" in rp 29). The "M" modifier is an optional feature that can be applied intra-Service/agency and by agreement, inter-Service/agency. For other than FSG 13 items, and the quantity exceeds 99,999, prepare additional redistribution orders.
Document number	(30-43)	Identify the service manager, the date, and serial number.
Service code	30	"A" or "W."
Requisitioner	31-35	Account or activity code assigned to the single manager or service inventory manager, as applicable.
Date	(36-39)	
Year	36	Last digit of the calendar year (i.e., 1972 is expressed as "2" and 1973 as "3").
Day	37-39	Calendar day of the year (i.e., the 31st of January is expressed as "031" and the 1st of February as "032").

Table E-4
DIC A2, Redistribution Order—Continued

Field legend	Record position	Entry and instructions
Serial number	40-43	Numeric serial number of the redistribution order (such as 0001, 0002, and 0003). This number will be sequentially assigned by the item manager each day. It will not be duplicated on any one day.
Suffix code	44	a. Suffix code when the redistribution order quantity is divided into separate supply actions (para C-7). b. When the redistribution order quantity is not divided, leave this field blank.
Supplementary address	(45-50)	Proper ship-to address as outlined in paragraph C-8.
Service code	45	Single managers will enter an "S" to show a shipment within their distribution system. For intraservice use, enter the appropriate service code.
Address	46-50	Activity address code of the consignee.
Signal code	51	Proper signal code (para C-9).
Fund code	52-53	Proper fund code (para C-10). ¹
Distribution code	54-56	Leave blank unless entries are prescribed by the manager.
Project code	57-59	The project code, when applicable (para C-13).
Priority designator code	60-61	Proper PD. (See chapter 2).
Required delivery date/required delivery period (ammunition)	62-64	Make calendar day entry only when conditions meet the requirements of chapter 2.
Advice code	65-66	Proper advice code to convey instructions to the supply source. When advice code is not required, leave blank (para C-15).
Date of receipt of order	67-69	Leave blank on submission. Processing points will enter date when received.
Management data	70-73	Proper coded management data to convey information and instructions between supply sources (i.e., ownership purpose code (para C-37), condition code (para C-22a), and management code (para C-35).
Blank	73	Leave blank.
Routing identifier code (From)	74-76	RIC of initiating activity.
Blank	77-80	Leave blank.

Notes:

¹ For subsistence items, enter the first digit of the date packed/expiration date indicator code in rp 22 and the second and third digit of the code in rp 52-53 from table C-34.1.

**Table E-5
DIC A3_, Passing order**

Field legend	Mechanical record position	Entry and instructions
Document identifier code	1-3	Proper DIC as follows: Overseas A31 A32 A34 A35 Domestic A3A A3B A3D A3E Explanation National/NATO stock number. Part number. Other. Exception data.
Routing identifier code (To)	4-6	The code of the activity to which the document is being passed (DOD 4000.25-1-S1, MILSTRIP Suppl. 1).
All fields	7-66	The data as indicated on the requisition.
Date of receipt of demand	67-69	Leave blank on submission. Processing points will enter date of receipt when received from another distribution system.
Blank	70-71	Leave blank.
Cooperative Logistic Program Support code	72	Data as shown in the requisition, if applicable; otherwise blank.
Blank	73	Leave blank.
Routing identifier code (From)	74-76	Enter the code of the activity from which the document is being passed (DOD 4000.25-1-S1, MILSTRIP Suppl. 1).
Blank	77-80	Leave blank.
MCA Entries (for use by MCAs when submitting contractor requisitions to supply sources)		
Routing identifier code	4-6	Enter RIC of supply source.
Distribution code	54	Enter distribution code of MCA which will be validating the contractor requisition with supply source, if one is assigned. Otherwise, MCA RIC must be entered in rp 74-76. DLA will use this field which will consist of an MCA distribution code in rp 54 and internal alpha/numeric coding in rp 55-56.
Manufacturer's directive number (MDN)	54-56	DLA will use this field which will consist of an MCA distribution code in rp 54 and internal alpha/numeric coding in rp 55-56.
Routing identifier code	74-76	If MCA distribution code is not assigned, enter MCA RIC.

**Table E-6
DIC A4_, Referral Order**

Field legend	Record position	Entry and Instructions
Document identifier code	1-3	Proper DIC as follows: Overseas A41 A42 A44 A45 Domestic A4A A4B A4D A4E Explanation NSN/NATO. Part number. Other. Exception data.
Routing identifier code (TO)	4-6	RIC of the activity to which the document is being passed (DOD 4000.25-1-S1, MILSTRIP Suppl. 1).
Media and status code	7	Enter M&S code as shown on the requisition.
Stock or part number	8-22	a. When no change or substitution is made, enter the stock or part number as shown on the requisition. b. When change or substitution is made, enter the corrected or substituted stock or part number. (Change rp 3 when applicable (para C-1b)).
Unit of issue	23-24	Unit of issue that applies to the stock or part number.

Table E-6
DIC A4_, Referral Order—Continued

Field legend	Record position	Entry and Instructions
Quantity	25–29	For ammunition items in FSG 13, quantifies exceeding 99, 999 will be expressed in thousands by placing an “M” in rp 29. Example: A quantity of 1,950,000 would be expressed as 1950M (1950 in rp 25–28 and an “M” in rp 29). The “M” modifier is an optional feature that can be applied intra–Service/agency and by agreement, inter–Service/agency.
Document number	30–43	As shown on the requisition.
Suffix code	44	a. Suffix code when requisitioned quantity is divided into separate supply actions (para C–7a). b. When the requisitioned quantity is not divided, leave this field blank.
Supplementary address	45–50	As shown on the requisition.
Signal code	51	As shown on the requisition.
Fund code	52–53	As shown on the requisition.
Distribution code	54–56	As shown on the requisition.
Project code	57–59	As shown on the requisition.
Priority designator code	60–61	As shown on the requisition.
Required delivery date/required delivery period(ammunition)	62–64	As shown on the requisition.
Advice code	65–66	As shown on the requisition.
Date of receipt of demand	67–69	Date of receipt of the demand document as recorded in that document by the initial recipient in the supply distribution system. Referral orders generated as a result of backorder releases and submitted to the SMCA will contain “888” in rp 67–69.
Management data	70–72	Proper coded management data to convey information and instructions between supply sources (e.g., ownership purpose code (para C–37), condition code(para C–22a), and management code (para C–35).
Blank	73	Leave blank.
Routing identifier code (From)	74–76	RIC of the activity from which the document is being passed (DOD 4000.25–1–S1, MILSTRIP Suppl. 1).
Blank	77–80	Leave blank.
MCA Entries (for use by MCAs when submitting contractor requisitions to supply sources)		
Routing identifier code	4–6	Enter RIC of supply source.
Distribution code	54	Enter distribution code of MCA which will be validating the contractor requisition with supply source, if one is assigned. Otherwise, MCA RIC must be entered in rp 74–76.
Manufacturer's directive number (MDN)	54–66	DLA use. MCA distribution code in rp 54 and internal coding in rp 55–56.
Routing identifier code	74–76	Enter MCA RIC if MCA distribution code is not entered in rp 54.

Table E-7
DIC A5_, Materiel Release Order (MRO)/DIC AF6, Follow-up

Field legend	Record position	Entry and instructions
Document identifier code	1-3	DIC A5, as shown below for MRO, or DIC AF6 for follow-up: Overseas A51 A52 A54 A55 A57 Domestic A5A A5B A5D A5E Explanation NSN/NATO stock number. Part number. Other. Exception data. Oversea dependent school system requirement. When the document is used for MRO modifier, the alpha character "M" will be used in the second position of the DIC in place of the numeric character "5".
Routing identifier code (To)	4-6	RIC of the facility to which the MRO is directed(DOD 4000.25-1-S1, MILSTRIP Suppl. 1).
Media and status code	7	
Stock or part number	8-22	Stock or part number of the item ordered for release.(Change rp 3, when applicable.) ¹
Unit of issue	23-24	Unit of issue that applies to the stock or part number.
Quantity	25-29	Quantity of the item ordered for release. For ammunition items in FSG 13, quantities exceeding 99,999 will be expressed in thousands by placing an "M" in rp 29. <i>Example:</i> A quantity of 1,950,000 would be expressed as 1950M (1950 in rp 25-28 and an "M" in rp 29). The "M" modifier is an optional feature that can be applied intra-Service/agency and by agreement, inter-Service/agency.
Document number	30-43	Document number as shown on the requisition.
Suffix code	44	a. Suffix code when the requisitioned quantity is divided into separate supply action. b. When the requisitioned quantity is not divided, leave this rp blank.
Supplementary address	45-50	Code as shown on the requisition.
Signal code	51	Code as shown on the requisition.
Fund code	52-53	Code as shown on the requisition. ¹
Distribution code	54-56	Code as shown on the requisition.
Project code	57-59	Code as shown on the requisition.
Priority designator code	60-61	Code as shown on the requisition.
Required delivery date/required delivery period(ammunition)	62-64	a. Date or code 999 as shown on the requisition. b. When requisitions are received without date entries, leave these columns blank.
Advice code	65-66	Code as shown on the requisition.
Routing identifier code (From)	67-69	RIC of the activity originating the MRO. When MRO format is used as a follow-up, enter the ICP RIC if shipment status in reply is to be furnished to the ICP, otherwise, leave blank.

**Table E-7
DIC A5_, Materiel Release Order (MRO)/DIC AF6, Follow-up—Continued**

Field legend	Record position	Entry and instructions
Management data	70-72	Management codes that apply to the transaction.
Intra-service/agency use	73	Enter R when applicable to MRO modifier document. Leave blank for interservice/agency transactions.
Unit Price	74-80	Unit price that applies to the stock or part number shown in rp 8-22. When the unit price exceeds \$99,999, rp 74 will contain an X overpunch to show that the price in rp 75-80 is dollars only.

Notes:

¹ For subsistence items, enter the first digit of the date packed/expiration date indicator code in rp 22 and the second and third digit of the code in rp 52-53 from table C-34.1.

**Table E-8
DIC A5J, Disposal Release Order/DIC AFJ, Follow-up/DIC ACJ, Cancellation/DIC AKJ, Follow-up on Cancellation/DIC AGJ, Reply to Disposal Release Cancellation**

Field legend	Record position	Entry and instructions
Document identifier code	1-3	DIC A5J for DRO, AFJ for ICP follow-up on a DRO, ACJ for ICP cancellation of a DRO or DIC AKJ for ICP follow-up on DRO cancellation.
Routing identifier code	4-6	RIC of the facility to which the DRO is directed.
Media and status code	7	0 or leave blank.
Stock or part number	8-22	Stock or part number of the item ordered for disposal. For subsistence items, enter the type of pack code in rp 21. ¹ (Footnote not applicable to DIC AKJ)
Unit of issue	23-24	Unit of issue that applies to the stock or part number.
Quantity	25-29	Amount to be transferred. Base on the inventory control record balance. Quantity actually transferred depends on the entry in rp 55-61, if applicable. For ammunition items in FSG 13, quantities exceeding 99,999 will be expressed in thousands by placing an "M" in rp 29. <i>Example:</i> A quantity of 1,950,000 would be expressed as 1950M (1950 in rp 25-28 and an "M" in rp 29). The "M" modifier is an optional feature that can be applied intra-Service/agency and by agreement, inter-Service/agency.
Document number	30-43	Document number as assigned by the preparing activity.
Suffix code	44	Leave blank for supply source initiated DRO. (See para 8-5a) Enter DIC FTR suffix code for customer shipments to DPDO caused by split actions on returns due to excess reports, DIC FTE.
Supplementary address	45-50	Leave blank in DRO, DODAAC of predesignated DPDO to be entered by shipping activity.
Signal code	51	Proper code if required; otherwise, leave blank.
Fund code	52-53	Code to be credited with proceeds from sale by DRMO. If no credit desired, leave blank. ¹ (Footnote not applicable to DIC AKJ)
Distribution code	54	Enter 9.
Retention quantity	55-61	Quantity to be held in stock by activity in rp 4-6. When the amount to be retained exceeds the retention quantity field, process the transaction off-line.
Precious metals indicator code	62	Enter applicable code (para C-38).
ADPE identification code	63	Enter applicable code (para C-17).
Disposal Authority code	64	Proper code (para C-19).
Demilitarization	65	Code assigned by the ICP or IMM as required by DOD 4160.21-M-1.
Reclamation code	66	"Y" if reclamation is required before release to DRMO. Enter "N" if reclamation is not required.
Routing identifier code	67-69	RIC of ICP or IMM originating the DRO.
Ownership code	70	Self-explanatory.
Supply condition code	71	Code of the materiel to be transferred (para C-22a).
Management code	72	Management code if applicable, otherwise, leave blank.
Screening code	73	Blank.
Unit price	74-80	Unit price for the NSN/part number shown in rp 8-22.

Notes:

¹ For subsistence items, enter the first digit of the date packed/expiration date indicator code in rp 22 and the second and third digit of the code in rp 52-53 from table C-34.1.

Table E-9
DIC A6_, Materiel Release Order Denial

Field legend	Record position	Entry and instructions
Document identifier code	1-3	DIC as follows: Overseas A61 A62 A64 A65 A67 Domestic A6A A68 A6D A6E Explanation NSN/NATO stock number Part number. Other Exception data. Oversea Dependent school system requirement.
Routing identifier code (To)	4-6	RIC as shown in rp 67-69 of the MRO/MRO modifier. This is the code of the accountable point that originated the MRO/MRO modifier.
Media and status code	7	M&S shown on the MRO/MRO modifier.
Stock or part number	8-22	As shown on the MRO/MRO modifier. ¹
Unit of issue	23-24	As shown on the MRO/MRO modifier.
Quantity	25-29	Quantity denied. For ammunition items in FSG 13, quantities exceeding 99, 999 will be expressed in thousands by placing an "M" in rp 29. <i>Example:</i> A quantity of 1,950,000 would be expressed as 1950M (1950 in rp 25-28 and an "M" in rp 29). The "M" modifier is an optional feature that can be applied intra-Service/agency and by agreement, inter-Service/agency.
Document number	30-43	As shown on the MRO/MRO modifier.
Suffix code	44	As shown on the MRO/MRO modifier.
Supplementary Address	45-50	As shown on the MRO/MRO modifier.
Signal code	51	As shown on the MRO/MRO modifier.
Fund code	52-53	As shown on the MRO/MRO modifier. ¹
Distribution	54-56	As shown on the MRO/MRO modifier.
Project code	57-59	As shown on the MRO/MRO modifier.
Priority designator code	60-61	As shown on the MRO/MRO modifier.
Required delivery date/required delivery period(ammunition)	62-64	As shown on the MRO/MRO modifier.
Advice code	65-66	As shown on the MRO/MRO modifier.
Routing identifier code (From)	67-69	RIC of the activity preparing the denial (warehouse refusal)
Ownership/purpose code	70	Code as shown on MRO/MRO modifier.
Supply condition code	71	Code as shown on MRO/MRO modifier.
Management code	72	Management code B, J, X, or 1-7, or 9, if applicable (para C-35); otherwise, as shown on the MRO/MRO modifier.
Army stock fund	73	As shown on the MRO/MRO modifier. Leave blank for interservice agency transactions.
Blank	74-80	Leave blank.

Notes:

¹ For subsistence items, enter the first digit of the date packed/expiration date indicator code in rp 22 and the second and third digit of the code in rp 52-53 from table C-34.1.

Table E-10
DIC A6J, Disposal Release Order Denial

Field legend	Record position	Entry and instructions
Document identifier code	1-3	DIC A6J.
Routing identifier code (To)	4-6	RIC of the supply source from which the DRO was received.
Media and status code	7	Blank.
Stock or part number	8-22	Stock or part number of the item denied. ¹
Unit of issue	23-24	Self-explanatory.
Quantity	25-29	Quantity denied. (Must be total quantity from the DRO.) For ammunition items in FSG 13, quantities exceeding 99,999 will be expressed in thousands by placing an "M" in rp 29. <i>Example:</i> quantity of 1,950,000 would be expressed as 1950M (1950 in rp 25-28 and an "M" in rp 29). The "M" modifier is an optional feature that can be applied intra-Service/agency and by agreement, inter-Service/agency.
Document number	30-43	Document number as shown in the DRO.
Suffix code	44	Blank.
Retention quantity	45-51	That quantity actually retained.
	52-54	Enter from DRO. ¹
	55-56	Blank.
Denial date	57-59	Date DRO is denied.
	60-66	Blank.
Routing identifier code (From)	67-69	RIC of the activity preparing the denial.
Ownership code	70	Self-explanatory.
Supply condition code	71	Self-explanatory.
Management code	72	Management code (para C-35) reason for denial.
	73-80	Blank.

Notes:

¹ For subsistence items, enter the first digit of the date packed/expiration date indicator code in rp 22 and the second and third digit of the code in rp 52-53 from table C-34.1.

Table E-11
DIC AB, Direct Delivery Notice

Field Legend	Record Position	Entry and instructions
Document identifier code	1-3	DIC AB1, AB2, AB3, or AB8.
Routing identifier code	4-6	Code of the supply source furnishing the status.
Media and status code	7	Code as shown in the original requisition.
Stock or part number	8-22	Stock or part number to which status applies.
Unit of issue	23-24	Self-explanatory.
Quantity	25-29	a. Enter quantity for which status is provided. b. For ammunition status only: items in FSG 13, quantities exceeding 99,999 will be expressed in thousands by placing an "M" in rp 29 (e.g., a quantity of 1,950,000 will be expressed as 1950M (1950 in rp 25-28 and an "M" in rp 29).
Document number	30-43	Document number as shown on the requisition.
Suffix	44	a. Suffix code applicable to quantity in rp 25-29 when the requisitioned quantity is divided into separate supply actions. b. When the requisitioned quantity is not divided, this field will be left blank.
Supplementary address	45-50	As shown on the requisition.
Signal code	51	As shown on the requisition.
Fund code	52-53	As shown on the requisition.
Distribution code	54-56	As shown on the requisition.
Project code	57-59	As shown on the requisition.
Procurement instrument identification number (PIIN)	60-72	Basic PIIN.
Call/order serial number	73-76	Appropriate call/order serial number, if applicable; otherwise, leave blank.
Estimated shipping date	77-80	Year and Julian date.

Table E-12
DIC AC1 /AC2/AC3, Requisitioner Single Line Cancellation

Field legend	Record position	Entry and instructions
Document identifier code	1-3	Proper code (DIC AC1, AC2, AC3) applicable to a cancellation.
Routing identifier code (To)	4-6	RIC of the last known source of supply.
Media and status code	7	M&S code as shown on the requisition.
Stock or part number	8-22	As shown on the requisition or on supply status when it has been received.
Unit of issue	23-24	As shown on the requisition or status transaction.

Table E-12
DIC AC1 /AC2/AC3, Requisitioner Single Line Cancellation—Continued

Field legend	Record position	Entry and instructions
Quantity	25-29	Quantity of item being canceled. When it is less than five digits, fill the unused columns with zeros to the left of the first significant digit. For ammunition items in FSG 13, quantities exceeding 99,999 will be expressed in thousands by placing an "M" in rp 29. <i>Example:</i> A quantity of 1,950,000 would be expressed as 1950M (1950 in rp 25-28 and an "M" in rp 29). The "M" modifier is an optional feature that can be applied intra-Service/agency and by agreement, inter-Service/agency.
Document number	30-43	Document number of the requisition for which cancellation is requested.
Suffix or demand code	44	Suffix code as shown in the supply status transaction, when applicable, otherwise, enter demand code from the requisition.
All other fields	45-61	Data from the requisition or supply status.
Date of preparation	62-64	Julian day of preparation
Advice/status	65-66	Data from requisition or supply status
Routing identifier code	67-69	Data from the requisition or supply status transaction or RIC of supply source processing a misrouted transaction, when the correct supply source is known and document is being passed.
All other fields	70-80	Data from the requisition or supply status.

Table E-13
DIC AC6/AC7/AG6, Supply Source Cancellation (issues From Stock)/Reply to Cancellation Request

Field legend	Record position	Entry and instructions
Document identifier code	1-3	DIC AC6/AC7 or AG6, as appropriate.
Routing identifier code	4-6	RIC of the facility to which the MRO was directed. When DIC AG6 is assigned, enter the RIC of the supply source to receive the AG6.
Media and status	7	Code as shown in the MRO.
Stock or part number	8-22	Self-explanatory. ¹
Unit of issue	23-24	Self-explanatory.
Quantity	25-29	Quantity for which cancellation is requested. When DIC AG6 is assigned, enter actual quantity canceled. For ammunition items in FSG 13, quantities exceeding 99,999 will be expressed in thousands by placing an "M" in rp 29. <i>Example:</i> A quantity of 1,950,000 would be expressed as 1950M (1950 in rp 25-28 and an "M" in rp 29). The "M" modifier is an optional feature that can be applied intra-Service/agency and by agreement, inter-Service/ agency.
Document number	30-43	Document number of the MRO for which cancellation is requested.
Suffix	44	Suffix code shown in the MRO; otherwise leave blank. (For DIC AG6 enter suffix code from DIC AC6/AC7.)
New consignee	45-50	DODAAD code to show the new consignee to which shipments are to be diverted. Otherwise, leave blank.
Signal	51	As shown in the MRO.
Fund	52-53	As shown in the MRO. ¹
Distribution	54-56	As shown in the MRO.
Project	57-59	As shown in the MRO.
Priority	60-61	As shown in the MRO.
Required delivery date/required delivery period (ammunition)	62-64	Date or code 999 as shown on the MRO or DD Form 1348-1.
Advice code	65-66	Code as shown on the MRO or DD Form 1348-1.
Routing identifier code	67-69	RIC of the activity preparing the document.
Blank	70-80	Leave blank.

Notes: 1. For subsistence items, enter the first digit of the date packed/expiration date indicator code in rp 22 and the second and third digit of the code in rp 52-53 from table C-34.1.

Table E-14
DIC ACM/ACP, ICP Cancellation (ICP to Procurement)

Field	Record pos.	Entry and instructions
Document identifier code	1-3	DIC ACP or ACM, as appropriate.
Routing identifier code	4-6	RIC of the activity to which the document is to be sent.
Media and status code	7	Code as shown in the original requisition.
Stock or part number	8-22	Self-explanatory.
Unit of issue	23-24	Self-explanatory.
Quantity	25-29	Quantity of the item requested for cancellation. For ammunition items in FSG 13, quantities exceeding 99,999 will be expressed in thousands by placing an "M" in rp 29. <i>Example:</i> A quantity of 1,950,000 would be expressed as 195M (1950 in rp 25-28 and an "M" in rp 29). The "M" modifier is an optional feature that can be applied intra-Service/ agency and by agreement, inter-Service/agency.
Document number	30-43	Requisition document number as Shown in the procurement request.
Suffix code	44	Suffix code as shown in the procurement request; otherwise, leave blank.

Table E-14
DIC ACM/ACP, ICP Cancellation (ICP to Procurement)—Continued

Field	Record pos.	Entry and instructions
New consignee DODAAC	45-50	DODAAC to show the new consignee to which shipment is to be diverted. Otherwise, leave blank.
Multi-use	51-69	
Procurement request number	(51-64)	Procurement request number when applicable.
Blank	(65-69)	When PRON is used, leave blank.
or		
Procurement instrument identification number	(51-63)	Basic procurement instrument identification number.
Contract line item number	(64-67)	Contract line item number.
Contract subline item number	(68-69)	Contract subline item number, if applicable.
Project	70-72	Data from original requisition.
Priority	73-74	Data from original requisition.
Blank	75-77	Leave blank.
Routing identifier code	78-80	RIC of the activity preparing the document.

Table E-15
DIC AD1/AD3/ADR, FMS Notice of Availability (NOA) Key Document

Field legend	Record position	Entry and instructions
Document identifier code	1-3	a. DIC AD1 for the initial key NOA document when an export release is not required. b. DIC ADR for the initial key NOA document when an export release is required. c. DIC AD3 for the delay key NOA document.
Routing identifier code	4-6	RIC of the activity sending the NOA.
Number of line items	7-10	The number of line items included in the shipment unit as represented by NOA detail documents sent with the NOA key document.
Commodity/cargo exception and special handling codes.	11-17	a. RP 11-15, enter the water commodity and cargo exception code that describes the predominant commodity within the shipment unit for ocean manifesting. (See DOD 4500.32-R.) b. RP 16-17, enter the air commodity and special handling code to be used for all shipments via air. It identifies materiel for manifesting and customs requirements, and denotes cargo that requires special handling or reporting (See DOD 4500.32-R.)
Air dimension code	18	Air dimension code (relates the largest piece to the minimum size cargo door opening of an aircraft). See DOD 4500.32-R.
Country code	19-20	Country code.
Blank	21-22	Blank.
Mode of shipment code	23	Mode to be used from shipping activity to designated consignee.
Type pack code	24-25	Type of pack code used for shipment unit. (See DOD 4500.32-R.)
Pieces	26-29	Total pieces in shipment unit.
Weight	30-35	Total weight of shipment unit. Round to the next whole number.
Cube	36-39	Total cubic feet of shipment unit. Round to the next whole number.
Blank	40-44	Blank.
MILSTRIP supplementary address	45-50	Same as the issue/release document. (MRO, DD Form 1348-1).
Blank	51-52	Blank.
Transportation priority	53	See Chapter 3, DOD 4500.32-R.
Blank	54-56	Blank.
Project code	57-59	Same as the issue/release document (MRO, DD Form 1348-1).
Blank	60	Blank.
FMS notice number	61-77	Number assigned to the shipment that controls it from shipper to consignee.
Date of offer	78-80	a. For DIC AD1, ADR, and AD3, enter the Julian date the initial NOA is transmitted. b. When new NOA are prepared, because the original NOA contained rejected items, enter the transmission date of the new NOA.

Table E-16
DIC AD2/AD4, FMS Notice of Availability(NOA) Detail Document

Field legend	Record position	Entry and instructions
Document identifier code	1-3	a. DIC AD2 for the initial detail NOA. b. DIC AD4 for the delay detail NOA.
Routing identifier code	4-6	RIC of the activity sending the NOA.
Media and status	7	Same as the issue/release document (MRO, DD Form 1348-1).
Stock or part number	8-22	Stock or part number of the item supplied.
Unit of issue	23-24	Same as the issue/release document (MRO, DD Form 1348-1).
Quantity	25-29	Same as the issue/release document (MRO, DD Form 1348-1).
Document number	30-43	Same as the issue/release document (MRO, DD Form 1348-1).
Suffix	44	Same as the issue/release document (MRO, DD Form 1348-1).
Supplementary address	45-50	Same as the issue/release document (MRO, DD Form 1348-1).

Table E-16
DIC AD2/AD4, FMS Notice of Availability(NOA) Detail Document—Continued

Field legend	Record position	Entry and instructions
Blank	51-53	Blank.
RDD/RAD	54-56	Same as the issue/release document (MRO, DD Form 1348-1).
Project code	57-59	Same as the issue/release document (MRO, DD Form 1348-1).
Blank	60	Blank.
FMS notice number	61-77	Same as rp 61-77 of initial FMS NOA key document.
Date of offer	78-80	a. For DIC AD2 and AD4 documents, the Julian date the initial NOA is transmitted. b. When new NOAs are prepared because the original NOA contained rejected items enter the transmission date of the new NOA.

Table E-17
DIC AD5, FMS Notice of Availability (NOA)Reply

Field legend	Record position	Entry and instructions
Document identifier code	1-3	DIC AD5
Routing identifier code through cube	4-39	Same as rp 4-39 of initial or delay FMS NOA key document.
Customer transportation order number	40-44	When customer (CR/FF) assigns a number for internal control of shipments, enter that number.
Supplementary address through project code	45-59	Same as rp 45-59 of initial or delay FMS NOA key document.
Shipment release code (SRC)	60	a."R" when shipment to be released to ship-to address in MAPAD as identified by address codes in the FMS requisition. b."E" when release instructions are being mailed under separate cover on the date of this reply.
FMS notice	61-77	Same as rp 61-77 of initial or delay FMS NOA key document.
Date of reply	78-80	Numeric calendar day that reply to NOA is sent.

Table E-18
DIC AE_, Supply Status

Field legend	Record position	Entry and instructions
Document identifier code	1-3	DIC as shown in paragraph C-1b.
Routing identifier code (From)	4-6	RIC of the supply source furnishing the supply status. If used as a DIC AE6 transaction, enter the RIC of the supply source to which the document will be transmitted.
Media and status code	7	M&S code shown on the requisition.
Stock or part number	8-22	Stock or part number to which status applies.
Unit of issue	23-24	Unit of issue that applies to the stock or part number.
Quantity	25-29	Quantity for which supply status is being furnished. For ammunition items in FSG 13, quantities exceeding 99,999 will be expressed in thousands by placing an "M" in rp 29. <i>Example:</i> A quantity of 1,950,000 would be expressed as 1950M (1950 in rp 25-28 and an "M" in rp 29). The "M" modifier is an optional feature that can be applied intra-Service/agency and by agreement, inter-Service/agency.
Document number	30-43	Document number shown on the requisition.
Suffix code	44	Suffix code when the requisition quantity is divided into separate supply actions. When the requisition quantity is not divided, leave blank.
Supplementary address	45-50	As shown on the requisition.
Signal code	51	As shown on the requisition.
Fund code	52-53	As shown on the requisition.
Distribution code	54-56	As shown on the requisition.
Project code	57-59	As shown on the requisition.
Priority designator code	60-61	As shown on the requisition.
Transaction date	62-64	Calendar day that corresponds to the date of this reply. If supply code BU is to be used, enter data shown on the requisition.
Status code	65-66	Proper supply status code to convey the information on the status of the requisition (para C-15).
Routing identifier code	67-69	RIC of last known source to which authorized follow-up will be directed. If used as a DIC AE6 transaction, enter the RIC of the activity preparing the document.
Estimated shipping date	70-73	When designated by the status code, the estimated year and Julian date on which the materiel will be shipped.
Unit price	74-80	a. Enter the unit price of the stock or part number shown in rp 8-22. b. For status code C8, the minimum order quantity will be entered in rp 76-80; rp 74-75 will be left blank. c. When the supply status contains a status code relating to an erroneously routed requisition, leave blank.

Table E-18
DIC AE_, Supply Status—Continued

Field legend	Record position	Entry and instructions
(Unit of issue)	(79-80)	d. When the unit price exceeds seven digits, including dollars and cents, the decimal positions will be dropped and dollars only will be entered into these rp. An "11" overpunch will be entered in rp 74 to identify that the price field contains dollars only.
For DIC AE6 transactions with status code BY:		e. When used by storage in response to an AF6 ICP query, this data may be omitted. DIC AE9 documents generated by Defense Automatic Addressing System (DAAS) will always be blank in rp 74-80.
Management data	70-73 (70-71) (72)	f. For status code DA, leave rp 74-75 blank and enter Federal Supply Schedule number in rp 76-80 (rp 76-77 group (numeric), rp 78-79 part(numeric), and rp 80 section (alphabetic)). If status code is CE (rp 65-66), supply source will enter the correct unit of issue.
	(73)	Blank
Unit price	74-80	If status code (rp 65-66) is "BY" (previously denied MRO), enter appropriate denial management code. Blank Unit price of the stock or part number shown in rp 8-22.

Table E-19
DIC AF_/AT_, Follow-up (No Supply Status)

Field legend	Record position	Entry and instructions
Document identifier code	1-3	The appropriate code as follows: See chapter 3 for rules of entry.
Code	Explanation	
AT1	For overseas shipment/with national stock number.	
AT2	For overseas shipment/with part number.	
AT4	For overseas shipment/with other.	
AT5	For overseas shipment/with exception data.	
AT7	For overseas shipment/Overseas Dependent School System Requirement	
Code	Record position	Entry and instructions
ATA		For domestic shipment/with national stock number.
ATB		For domestic shipment/with part number.
ATD		For domestic shipment/with other.
ATE		For domestic shipment/with exception data.
All other fields	4-66	Enter data from the requisition.
Routing identifier	67-69	Data from the requisition or RIC of supply source processing a misrouted transaction, when the correct supply source is known and document is being passed.
All other fields	70-80	Data from the requisition
Legend: <i>Remarks field</i> . Make entries in this field when the follow-up is on a requisition that contained exception data. Follow-ups that contain exception data will be sent, by mail, using the fastest postal means.		

Table E-20
DIC AF_/AT_, Follow-up (Supply Status)

Field legend	Record position	Code	Entry and instructions
Document identifier code	1-3		The proper code.
		AF1	By requisitioner (rp 31-35).
		AF2	By supplementary address (rp 46-50).
		AF3	By rp 54.
		AF4	By rp 55. For intraservice use only.
		AF5	By rp 56. For intraservice use only.
		AF6	By ICP. See Note below.
		AFC	Follow-up request for improved EAD.
		AT1	For overseas shipment with NSN/NATO stock number.
		AT2	For overseas shipment with part number.
		AT4	For overseas shipment with other.
		AT5	For overseas shipment with exception data.
		AT7	For overseas shipment, overseas dependent school system requirement.
		ATA	For domestic shipment with NSN /NATO stock number.
		ATB	For domestic shipment with part number.
		ATD	For domestic shipment with other.
		ATE	For domestic shipment with exception data.
Routing identifier	4-6		The code identifying the last known supply source indicated on the supply status transaction in rp 67-69.
All other fields	4-66		Data from the requisition or supply status transaction.

Table E-20
DIC AF_/AT_, Follow-up (Supply Status)—Continued

Field legend	Record position	Code	Entry and instructions
Routing identifier	67-69		Data from the requisition or supply status transaction or RIC of supply source processing of misrouted transaction, when the correct supply source is known and document is being passed.
All other fields	70-80		Data from the requisition or supply status transaction.
For DIC AFY transactions (follow-up request for DODAAC of initial transportation shipping activity):			
Document identifier code	1-3		Enter AFY.
Routing identifier code	4-6		RIC of the last known supply source indicated in the supply status in rp 67-69.
All other fields	7-80		Duplicate entries from the last status received.

Legend: *Remarks field*. Make entries in this field only when necessary to convey other information not provided for in the format. When these blocks are used, this transaction will not be transceived.

Notes: Use format in table E-7, except that rp 1-3 will be AF6.

Table E-21
DIC AFT, Request for Shipment Tracing on Registered, Insured, and Certified Parcel Post

Field legend	Record position	Entry and Instructions
Document identifier code	1-3	DIC AFT.
Routing identifier code (To)	4-6	RIC of consignor.
Other fields	7-80	Duplicate DIC AS.../AU...document entries received.

Table E-22
DIC AFX/AFZ, Disposal Shipment Confirmation Follow-up (Shipment Status Received)

Field legend	Record position	Entry and instructions
Document identifier	1-3	AFX for initial follow-up.
Routing identifier	4-6	AFZ when response to initial follow-up has not been received. (1) When prepared by the DPDS, rp 4-6 will always be blank. (2) When prepared by the ICP/IMM, rp 4-6 will contain the RIC of the storage activity which had been directed by the ICP/IMM to ship the materiel to the DPDO. (3) When the materiel had been shipped to an activity other than the DPDO, rp 4-6 will contain the RIC of the activity to which the materiel was shipped. (4) DAAS will route AFX/AFZs to rp 4-6 or to rp 30-35 if rp 4-6 are blank.
All other fields	7-61	Duplicate entries from the shipment status document(DIC AS3).
Blank	62-64	Leave blank.
Advice code	65-66	Enter advice code from para C-15a(6) indicating the reason for the follow-up.
Blank	67-80	Leave blank.

Table E-23
DIC AFX/AFZ, Disposal Shipment Confirmation Follow-up (No Shipment Status Received)

Field legend	Record position	Entry and Instructions
Document identifier	1-3	AFX for initial follow-up.
Routing identifier	4-6	AFZ when response to initial follow-up has not been received. (1) When prepared by the DRMS, rp 4-6 will always be blank. (2) When prepared by the ICP/IMM, rp 4-6 will contain the RIC of the storage activity which had been directed by the ICP/IMM to ship the materiel to the DRMO. (3) When the materiel had been shipped to an activity other than the DRMO, rp 4-6 will contain the RIC of the activity to which the materiel was shipped. (4) DAAS will route AFX/AFZs to rp, 4-6 or to rp 30-35 if rp 4-6 are blank.
Media status	7	Leave blank.
Stock number	8-22	Enter stock number/data as shown on the DRMO"Receipt of Usable Property" transaction.

Table E-23
DIC AFX/AFZ, Disposal Shipment Confirmation Follow-up (No Shipment Status Received)—Continued

Field legend	Record position	Entry and Instructions
Unit of issue	23-24	Unit of issue as shown in the DRMO "Receipt of Usable Property" transaction.
Quantity	25-29	Quantity as shown in the DRMO "Receipt of Usable Property" transaction.
Document number	30-43	Document number as shown in the DRMO "Receipt of Usable Property" transaction.
Suffix code	44	Suffix code as shown in the DRMO "Receipt of Usable Property" transaction or leave blank when none is entered by DRMO.
Supplementary address	45-50	DODAAC of receiving DRMO.
Signal code	51	Leave blank.
Fund code	52-53	Leave blank.
Distribution code	54	Enter 9.
All other fields	55-64	Leave blank.
Advice code	65-66	Enter advice code from para C-15a(6) indicating the reason for the follow-up.
All other fields	67-80	Leave blank.

Table E-24
DIC AK1/AK2/AK3, Follow-up on Single Line Cancellation Requests

Field legend	Record position	Entry and Instructions
Document identifier	1-3	Proper DIC, AK1, AK2, AK3.
Routing identifier code (To)	4-6	RIC of the last known source of supply (DOD 4000.25-1-S1, MILSTRIP Suppl. 1).
Media and status code	7	M&S code shown on the requisition.
Stock or part number	8-22	As shown on the requisition or on supply status when such status has been received.
Unit of issue	23-24	As shown on the requisition or status transaction.
Quantity	25-29	Quantity of the item being canceled. When it is less than five digits, fill the unused columns with zeros to the left of the first significant digit. For ammunition items in FSG 13, quantities exceeding 99,999 will be expressed in thousands by placing an "M" in rp 29. Example: A quantity of 1,950,000 would be expressed as 1950M (1950 in rp 25-28 and an "M" in rp 29). The "M" modifier is an optional feature that can be applied intra-Service/agency and by agreement, inter-Service/agency.
Document number	30-43	Document number of the requisition for which the follow-up is requested.
Suffix or demand code	44	Suffix code as shown in the supply status transaction, when applicable; otherwise, enter demand code from the requisition.
All other fields	45-46	Duplicate entries from the requisition or supply status transaction.
Routing identifier	67-69	Data from the requisition or supply status transaction or RIC of supply source processing a misrouted transaction, when the correct supply source is known and document is being passed.
All other fields	70-80	Data from the requisition or supply status transaction.

Table E-25
DIC AK6, Supply Source Follow-up on Single Line Cancellation Requests

Field legend	Record position	Entry and instructions
Document identifier	1-3	DIC AK6.
Routing identifier code	4-6	RIC of the facility to which the MRO was directed.
Media and status	7	M&S code as shown in the MRO.
Stock or part number	8-22	Self-explanatory.
Unit of issue	23-24	Self-explanatory.
Quantity	25-29	Quantity for which cancellation was requested. For ammunition items in FSG 13, quantities exceeding 99,999 will be expressed in thousands by placing an "M" in rp 29. Example: A quantity of 1,950,000 would be expressed as 1950M (1950 in rp 25-28 and an "M" in rp 29). The "M" modifier is an optional feature that can be applied intra-Service/agency and by agreement, inter-Service/agency.
Document number	30-43	Document number of the MRO for which cancellation was requested.
Suffix	44	Suffix code shown in the MRO; otherwise leave blank.
New consignee DODAAD	45-50	DODAAD code to show the new consignee to which shipments are to be diverted. Otherwise leave blank.
Signal code	51	As shown in the MRO.
Fund code	52-53	As shown in the MRO.
Distribution	54-56	As shown in the MRO.
Project	57-59	As shown in the MRO.
Priority	60-61	As shown in the MRO.
Required delivery date/required delivery period(ammunition)	62-64	Date or code 999 as shown on the MRO or DD Form 1348-1.
Advice code	65-66	As shown on the MRO or DO Form 1348-1.
Routing identifier code (From)	67-69	RIC of the activity preparing the document.
Blank	70-80	Leave blank.

Table E-26
DIC AM, Requisition Modifier

Field legend	Record position	Entry and instructions
Document identifier	1-3	Enter DIC AM....
Routing identifier code	4-6	Enter RIC of the source of supply that is to receive the modifier.
Media and status code	7	Enter M&S code from original requisition or the applicable M&S code that is changed.
Stock number	8-22	Enter from original requisition or latest supply status.
Unit of issue	23-24	Enter from original requisition or latest supply status.
Quantity	25-29	Enter from original requisition or latest supply status or that quantity still outstanding.
Document number	30-43	Enter from original requisition.
Demand/suffix code	44	Enter from original requisition or latest supply status.
Supplementary address	45-50	Enter from original requisition or the applicable data that is changed. ¹
Signal code	51	Enter from original requisition or the applicable data that is changed.
Fund code	52-53	Enter from original requisition or the applicable data that is changed.
Distribution code	54-56	Enter from original requisition or the applicable data that is changed.
Project code	57-59	Enter from original requisition or the applicable data that is changed. ¹
Priority designator code	60-61	Enter from original requisition or the applicable data that is changed.
Required delivery	62-64	Enter from original requisition or the applicable data that is changed. ¹
Advice code	65-66	Enter from original requisition or the applicable data that is changed. ¹
Blank	67-80	Leave blank.
Routing identifier code	67-69	RIC of forwarding activity. ²

Notes:1. If these fields are left blank, these fields will be made blank in the original requisition. 2. Processing point passing this transaction to another SOS for continued processing will enter their RIC.

Table E-27
DIC AMF/AMP, Document Modifier (ICP to Procurement)

Field legend	Record position	Entry and instructions
Document identifier	1-3	Document Identifier Code AMF (to change supplementary address field) or AMP (to change ROD field to "555").
Routing identifier code	4-6	Code of the activity to which the document is to be transmitted.
Media and status code	7	Code as shown in the original requisition.
Stock or part number	8-22	Enter data as shown in the procurement instrument or procurement request.
Unit of issue	23-24	Enter data as shown in the procurement instrument or procurement request.
Quantity	25-29	Enter data as shown in the procurement instrument or procurement request. (Applicable only to ammunition requisitions. For items in FSG 13, quantities exceeding 99,999 will be expressed in thousands by placing an "M" in record position 29. Example: A quantity of 1,950,000 would be expressed as 1950M (1950 in rp 25-28 and an "M" in rp 29). The "M" modifier is an optional feature that can be applied intra-service/agency and by agreement, interservice/agency.)
Document number	30-43	Requisition document number as shown in the procurement request.
Suffix	44	Suffix code as shown in the procurement request; otherwise, leave blank.
Supplementary address	45-50	Enter Supplementary address for DIC AMF; leave blank for DIC AMP.
Procurement instrument or procurement request number.	51-59	
Procurement instrument number	(51-63)	Basic procurement instrument identification number.
Contract line item number	(64-67)	Enter contract line item number.
Contract subline item number	(68-69)	Enter contract subline item number, if applicable.
OR		
Procurement request number	(51-64)	Enter procurement request number, when applicable
Blank	(65-69)	Leave blank when a procurement request number is entered.
Project	70-72	Enter data as shown in the original requisition.
Priority	73-74	Enter data as shown in the original requisition.
Procurement document indicator	75-76	Enter "PR" in rp 75-76 when the entry in rp 51-64 is a procurement request number; otherwise, leave blank.
Signal code/blank	77	For DIC AMF, signal code as shown in modifier document. For DIC AMP, leave blank.
Routing identifier	78-80	Code to identify the activity preparing document.

**Table E-28
DIC AN_, Materiel Obligation Validation Request**

Field legend	Record position	Entry and instructions
Document identifier	1-3	DIC AN of validation request, including the recipient of the request. (Recipient of request is shown in third digit of the DIC.)
Routing identifier code	4-6	RIC of the supply source making the request.
Blank	7	Blank.
Stock or part number	8-22	Stock or part number of the item on which validation is required. The number should agree with the number included in the latest status document furnished recipient activities before validation requests.
Unit of issue	23-24	Unit of issue of stock or part number on which validation is required.
Quantity	25-29	Unfilled quantity that is on back order of item being validated. For ammunition items in FSG 13, quantities exceeding 99,999 will be expressed in thousands by placing an "M" in rp 29. <i>Example:</i> A quantity of 1,950,000 would be expressed as 1950M (1950 in rp 25-28 and an "M" in rp 29). The "M" modifier is an optional feature that can be applied intra-service/agency and by agreement, interservice/agency.
Document number	30-43	Document number of original requisition for item being validated.
Suffix code	44	Suffix code assigned to document at time back order was established, or leave blank.
Supplementary address code	45-50	Take from original requisition for item being validated.
Single code	51	Take from original requisition for item being validated.
Fund code	52-53	Take from original requisition for item being validated.
Distribution code	54-56	Take from original requisition for item being validated.
Project code	57-59	Take from original requisition for item being validated.
Priority designator code	60-61	Take from original requisition for item being validated.
Estimated shipping date	62-64	Numerical day corresponding to the estimated day that the supply source will ship the materiel.
Status or advice code	65-66	Proper status code to convey the information on the status of the back order.
Blank	67-70	Blank.
Cutoff day	71-73	Julian day of the year for the cutoff date for validations.
Blank	74	Blank.
Reply due day	75-77	Enter the Julian day corresponding to the day on which the supply source must receive a response transaction.
Blank	78-79	Blank.
Multi-use	80	Reserved for ILCO entry of internal control data on MAP Grant Aid transactions. Otherwise, leave blank. ILCO code data will not be perpetuated in AP responses transmitted to ICPs.

**Table E-29
DIC AN9/ANZ, Materiel Obligation Validation Request Control Transaction**

Field legend	Record position	Entry and instructions
Document identifier	1-3	DIC AN9 when transmitting request. DIC ANZ when following upon DIC AN9 request.
Routing identifier code	4-6	RIC of supply source making request. (Use as "RIC TO" when making response.)
Batch control number	7-10	A control number assigned each batch of AN ...transactions forwarded to a single activity for validation. In 7-8, enter the batch number and in rp 9-10 enter the total number of batches being sent. (For example, if two batches are sent the first DIC AN9 would contain "01" in rp 7-8 and "02" in rp 9-10. The second DIC AN9 would contain "02" in rp 7-8 and "02" in rp 9-10).
Number of AN transactions in batch	11-13	Actual number of DIC AN transactions in this batch (under control number in rp 7-10 from 001 to 493 maximum).
Blank	14-29	Blank.
Address (To)	30-35	Acknowledging activities code in responses, including DODAAD code of rp 54 activity when recipient of DIC AN-transactions.
Cutoff date	36-39	Prescribed cutoff date of the validation cycle (one position for last digit of calendar year and 3-position Julian date).
Blank	40	Blank.
Receipt Acknowledgment	41-44	When document is used for response, enter date transactions were received.
Blank	45	Blank.
Response due date	46-49	Prescribed date the DIC AP-transaction is due at the supply source (year and Julian date.)
Blank	50-53	Blank.
Distribution code	54-56	Distribution code when applicable; otherwise, leave blank.
Blank	57-80	Blank.

Table E-30
DIC AP_, Materiel Obligation Validation Response

Field legend	Record position	Entry and instructions
Document identifier	1-3	DIC that applies to a validation response.
Routing identifier code	4-6	RIC of the supply source to which the response is sent.
Other fields	7-24	Duplicate from the validation request for which the response is prepared.
Quantity	25-29	Quantity still required. If total cancellation is desired, zero fill this field. For ammunition items in FSG 13, quantities exceeding 99,999 will be expressed in thousands by placing an "M" in rp 29. <i>Example:</i> A quantity of 1,950,000 would be expressed as 1950M (1950 in rp 25-28 and an "M" in rp 29). The "M" modifier is an optional feature that can be applied in-traservice/agency and by agreement, interservice/agency.
Other fields	30-59	Duplicate from the validation request for which the response is prepared.
Priority	60-61	Validated priority designator.
Blank	62-70	Blank.
Transaction day	71-73	Julian day on which the response is prepared.
Blank	74-80	Blank.

Table E-30.1
DIC AP8, DAAS MOV Response

Field legend	Record position	Entry and instructions
Document identifier	1-3	Enter DIC AP8.
Routing identifier code	4-6	Enter DIC SGA
Submitting activity	7-12	Enter DODAAC of submitting activity
Blank	13-80	Leave blank

Table E-31
DIC AP9/APX, Receipt Confirmation for Back Order Validation Request

Field legend	Record position	Entry and instructions
Document identifier	1-3	DIC AP9 or APX.
	4-40	Same as on DIC AN9/ANZ transaction received.
Receipt acknowledgement date	41-44	Date validating activity received transactions (one position for last digit of calendar year and three positions for Julian date of receipt).
	45-80	Same as on DIC AN9/ANZ transaction received.

Table E-32
DIC APR, Materiel Obligation Validation(MOV) Reinstatement Request

Field legend	Record position	Entry and instructions
Document identifier code	1-3	Enter APR.
Routing identifier code	4-6	RIC of the source of supply which canceled the requisition.
Other fields	7-24	Enter data from the supply status document (DIC AE_)with BS status code.
Quantity	25-29	Enter quantity required; this quantity cannot be greater than the original quantity canceled.
Other fields	30-61	Enter data from the supply status document (DIC AE_)with BS status code.
Blank	62-64	Leave blank.
Advice code	65-66	Enter advice code from original requisition;otherwise, leave blank.
Blank	67-70	Leave blank.
Transaction day	71-73	Enter ordinal day of year or reinstatement request.
Blank	74-80	Leave blank.

Table E-33
DIC AR0, ARA, ARB, Materiel Release Confirmation and DIC AU0, AUA, AUB, Reply to Cancellation Request-Materiel Release Confirmation

Field legend	Record position	Entry and instructions
Document identifier	1-3	AFX for initial follow-up. DIC applicable to the MRC (DIC, AR0, ARA, ARB) or to the reply to cancellation request-materiel release confirmation (DIC AU0, AUA, AUB).
Routing identifier code	4-6	RIC of the supply source from which the MRO/MRO modifier or request for cancellation was received. On shipments from disposal, DRMO will enter DRMS RIC S9D.
Media and status/transportation bill code (TBC)	7	For other than FMS shipments, perpetuate M&S code from MRO. For FMS shipments, enter TBC applicable to the shipment.
Stock or part number	8-22	Stock or part number of the item supplied. ¹
Unit of issue	23-24	Unit of issue for the item supplied.
Quantity	25-29	Quantity of the item supplied. For ammunition items in FSG 13, quantities exceeding 99,999 will be expressed in thousands of placing an "M" in rp 29. <i>Example:</i> A quantity of 1,950,000 would be expressed as 1950M (1950 in rp 25-28 and an "M" in rp 29). The "M" modifier is an optional feature that can be applied intra-Service/ agency and by agreement, inter-Service/agency.
Document number	30-43	Document number as shown on the MRO/MRO modifier or request for cancellation.
Suffix code	44	Code in rp 44 of the MRO/MRO modifier or request for cancellation. If no code is in rp 44 of these documents, leave blank.
Supplementary address	45-50	Coded address as shown on the MRO/MRO modifier, or request for cancellation.
Shipment hold code	51	Proper type of hold code when applicable. Leave blank in response to follow-up when materiel has not been selected or assembled for shipment. DRMO will leave blank when confirming local issues from disposal.
Fund code	52-53	Code as shown on the MRO/MRO modifier. ¹
Port of embarkation or CONUS EDDS CCP	54-56	a. Enter the POE or SEAVAN consolidation and containerization point (CCP) for shipments moving to overseas destinations via Defense Transportation System (LOGAIR, QUI-CKTRANS, MTMC, MSE, and MAC) GBL/CBL deliveries to POEs, or parcel post entering the DTS at a POE (other than the APO/FPO postal system.) See DOD 4500.32-R (MILSTAMP), appendix B, for codes. b. Leave blank for parcel post movements through an APO or FPO system. c. Enter the POE for FMS transactions moving via the DTS. If not moving via the DTS, leave blank. d. Enter the POE for MAP Grant Aid transactions except parcel post. e. CONUS. (1) For shipments to CONUS destinations via a CONUS DLA EDDS CCP, enter appropriate 5__series code from MILSTAMP, appendix F. (2) For shipments not through a CONUS DLA EDDS CCP, leave blank.
Date shipped	57-59	Date released/tendered to carrier.
TCN, GBL, or other shipment unit control number	60-76	a. Enter the shipment unit TCN for containerized or break bulk shipments per DOD 4500.32-R, MILSTAMP, for shipments to the POE, LOGAIR, QUICKTRANS, SEAVAN CCP and parcel post(excluding registered, insured, and certified parcel post). b. For direct shipments (not through a CONUS EDDS CCP) to a CONUS destination, enter the consignor in rp 60-65, letter B in rp 66 and GBL number in rp 67-74. Leave rp 75-76 blank. For shipments through a CONUS EDDS CCP to a CONUS destination, enter the shipment unit TCN. c. Enter the consignor in rp 60-65, letter C in rp 66 and certified mail number in rp 67-76 for shipments forwarded by certified mail. d. Enter the consignor in rp 60-65, letter E in rp 66, and the express mail number in rp 67-76 for shipments forwarded by express mail. e. Enter the consignor in rp 60-65, letter I in rp 66 and insured number in cc 67-76 for insured parcel post. f. Enter the consignor in rp 60-65, letter R in rp 66 and registration number in rp 67-76 on registered parcel post. g. For small package carriers: (1) Enter the consignor's DODAAC, rp 60-65. (2) Enter the SCAC of carrier issuing the tariff, rp 66-69. (If SCAC is less than four positions, left justify unused positions with dashes (-); example, AA- and AAA-.) (3) Enter in rp 70-76 the last seven positions of the tariff number (carrier's shipment unit identification number, or other carrier document number). (Right justify unused positions with zeroes (0): for example, Tariff 100 will be entered as 0000100.) NOTE: When the tariff number ends with a suffix letter, do not show suffix. (See AR 55-365, Chapter 39.) h. For FMS transactions which are made on a commercial bill of lading or commercial collect bill of lading and preceding instructions do not apply, enter the FMS notice number from rp 61-77 of the notice of availability document. ¹
Mode of shipment code	77	Proper code to identify the mode of shipment. (See DOD 4500.32-R, MILSTAMP.) Leave blank in response to follow-up when materiel has not been selected or assembled for shipment.
Date available for shipment	78-80	Date available for shipment.
Local Issues From Disposal DTID	62-76	Disposal turn-in document number (DTID) for materiel issued.
Mode of shipment	77	Enter the code identifying the mode of shipment.
Routing identifier code	78-80	Enter RIC of DRMO processing local issue requisition and releasing materiel.

Notes:1. For subsistence items, enter the first digit of the date packed/expiration date indicator code in rp 22 and the second and third digit of the code in rp 52-53 from table C-34. 1.

Table E-34
DIC ARJ, ARK, ARL, Disposal Release Confirmation (DRC)/DIC AEJ, Supply Status

Field legend	Record position	Entry and instructions
Document identifier	1-3	AFX for initial follow-up. DIC ARJ, ARK, ARL, or AEJ
Routing identifier code	4-6	RIC of the supply source from which the DRO or follow-up was received.
Media and status code	7	Blank.
Stock or part number	8-22	Stock or part number of the item released. ¹
Unit or issue	23-24	Self-explanatory.
Quantity	25-29	Quantity released. For ammunition items in FSG 13, quantities exceeding 99,999 will be expressed in thousands by placing an "M" in rp 29. <i>Example:</i> A quantity of 1,950,000 would be expressed as 1950M (1950 in rp 25-28 and an "M" in rp 29). The "M" modifier is an optional feature that can be applied intra-Service/agency and by agreement, inter-Service/agency.
Document number	30-43	Document number as shown in the DRO.
Suffix code	44	Blank.
Retention quantity	45-51	Quantity actually retained.
	52-54	Enter from DRO. ¹
	55-56	Blank
Estimated shipping date or date shipped	57-59	Date delivered or shipped to DRMO. When uses in response to follow-up and materiel has not been shipped, enter estimated shipping date.
Blank	60-61	Blank
Precious metals indicator code	62	Perpetuate DRO (See also para C-38).
ADPE identification code	63	Perpetuate from DRO. (See also para C-17).
Disposal authority code	64	Proper code (para C-19).
Supply status	65-66	Supply status code, if applicable; otherwise, leave blank.
Routing identifier code	67-69	RIC of storage activity holding assets for disposal.
Ownership code	70	Self-explanatory.
Supply condition code	71	Self-explanatory.
Management code	72	Self-explanatory.
	73-80	Blank.

Notes: 1. For subsistence items, enter the first digit of the date packed/expiration date indicator code in rp 22 and the second and third digit of the code in rp 52-53 from table C-34. 1.

Table E-35
DIC AS1-5, or ASY AS8, Shipment Status and DIC AU1-5, AU7, or AU8, Reply to Cancellation Request-Shipment Status

Field legend	Record position	Entry and instructions
Document identifier	1-3	DIC applicable to shipment status (AS1-5, AS8, or ASY), or Reply to Cancellation Request-Shipment Status(AU1-5, AU7, or AU8). See paragraph C-1b. Supply sources will provide the requisitioning activities status to DAAS on a DIC AU8 transaction. DAAS will generate DIC AU1/2/3 status to eligible recipients. When shipment status has not been requested and the entry in rp 54 is not significant, send DIC AS8 to DAAS.
Routing identifier code	4-6	RIC of the supply source which generated the MRO/DRO/FTR or the shipping activity if the shipment was not initiated by a supply source MRO/DRO or FTR. If a disposal shipment was not initiated by a supply source DRO/FTR and the shipping activity has no RIC, leave blank.
Media and status/transportation bill code (TBC)	7	For other than FMS shipments, perpetuate M&S code from MRO. For FMS shipments, enter TBC applicable to the shipment.
Stock or part number	8-22	Stock or part number of the item supplied.
Unit of issue	23-24	Unit of issue for the item supplied.
Quantity	25-29	Quantity of the item supplied. For ammunition items in FSG 13, quantities exceeding 99,999 will be expressed in thousands by placing an "M" in rp 29. <i>Example:</i> A quantity of 1,950,000 would be expressed as 1950M (1950 in rp 25-28 and an "M" in rp 29). The "M" modifier is an optional feature that can be applied intra-Service/agency and by agreement, inter-Service/agency.
Document number	30-43	As shown on the MRO, request for cancellation, or DRO.
Suffix code	44	Code as shown in rp 44 of the MRO or request for cancellation; otherwise, leave blank.
Supplementary address	45-50	Code address as shown on the MRO or request for cancellation. DODAAC of predesigned DRMO to be entered by shipping activity for shipments to DRMO.
Shipment hold code	51	Proper type of hold code when applicable. Leave blank in response to follow-up when materiel has not been selected or assembled for shipment.
Fund code	52-53	As shown on the MRO, request for cancellation, or DRO.
Distribution code	54-56	As shown on the MRO, request for cancellation, or DRO. Enter distribution code 9 in rp 54 for AS3 documents going through DAAS to DRMS.
Date shipped	57-59	Date delivered to carrier.
TCN, GBL, or other shipment unit number	60-76	a. Enter the shipment unit TCN for containerized or break bulk shipments per DOD 4500.32-R, MILSTAMP, for shipments to the POE, LOGAIR, QUICKTRANS, SEAVAN CCP and parcel post(excluding registered, insured, and certified parcel post). b. For direct shipments (not through a CONUS EDDS CCP) to a CONUS destination, enter the consignor in rp 60-65, letter B in rp 66, and GBL number in rp 67-74. Leave rp 75-76 blank. For shipments through a CONUS EDDS CCP to a CONUS destination, enter the shipment unit TCN.

Table E-35
DIC AS1-5, or ASY AS8, Shipment Status and DIC AU1-5, AU7, or AU8, Reply to Cancellation Request—Shipment Status—Continued

Field legend	Record position	Entry and instructions
		c. Enter the consignor in rp 60-65, letter C in rp 66, and certified mail number in rp 67-76 for shipments forwarded by certified mail. d. Enter the consignor in rp 60-65, letter E in rp 66, and the express mail number in rp 67-76 for shipments forwarded by express mail. e. Enter the consignor in rp 60-65, letter I in rp 66 and insured number in rp 67-76 on insured parcel post. f. Enter the consignor in rp, 60-65, letter R in rp 66 and registration number in rp 65-76 on registered parcel post. g. For small package carriers: (1) Enter the consignor's DODAAC, rp 60-65. (2) Enter the SCAC of carrier issuing the tariff, rp,66-69. (if SCAC is less than four positions, left justify unused positions with dashes (-); example, AA- and AAA-.) (3) Enter in rp 70-76 the last seven positions of the tariff number (carrier's shipment unit identification number, or other carrier document number). (Right justify unused positions with zeroes (0): for example, Tariff 100 will be entered as 0000 100.) NOTE: When the tariff number ends with a suffix letter, do not show suffix. (See AR 55-355, Chapter 39.) h. For FMS transactions which are made on a commercial bill of lading or commercial collect bill of lading and preceding instructions do not apply enter the FMS notice number from rp 61-77 of the Notice of Availability.
Mode of shipment	77	Proper code that identifies the mode of shipment.(See DOD 4500.32-R, MILSTAMP). Leave blank when transmitted by teletype in formatted messages. (AS3 through DAAS to DRMS.)
POE or CONUS EDDS CCP	78-80	a. CONUS. (1) For shipments to CONUS destination via a CONUS DLA EDDS CCP, enter the appropriate 5__series code from MILSTAMP, appendix F. (2) For shipments not through a CONUS DLA EDDS CCP, leave blank. b. OCONUS. (1) For shipments moving to overseas destinations via Defense Transportation System (DTS) (LOGAIR, QUICKTRANS, MTMC, MSC, MAC); and GBL/CBL, parcel post (except APO/FPO) and small package carrier shipments entering the DTS at the POE—enter the POE or SEAVAN consolidation and containerization point (CCP). See DOD 4500.32-R, appendix B. (2) Leave blank for parcel post movement through an APO or FPO. (3) Enter the POE for FMS or Grant Aid transactions moving via DTS. If not moving via the DTS, leave blank. c. Leave blank when transmitted by teletype in formatted messages. (AS3, through DAAS to DRMS.)
For AS3 transactions only For AS3 transactions going through DAAS to DRMS		
Blank	60-61	Leave blank.
Unit price	62-68	For DIC AS3s going through DAAS to DRMS, enter the unit price of the item identified in rp 8-22. Note: Enter an estimated unit price if pricing information is not available. If the value for a part numbered item exceeds the 7-position unit price field, enter the price manually on the DIC AS3-transaction and forward off-line to the DRMS for manual processing.
Blank	69-76	Leave blank.
For AS3 transactions (DODAAC information)		
Blank	57-64	Blank.
Status code	65-66	Enter DY if the DIC AFY follow-up is being rejected;otherwise, leave blank.
Blank	67-74	Blank.
DODAAC of initial transportation activity	75-80	Enter DODAAC of the initial (origin) transportation shipping activity. If the AFY follow-up transaction is being rejected with status code DY, leave blank.

Table E-36
DIC ASZ, Disposal Shipment Confirmation

Field legend	Record position	Entry and Instructions
Document identifier	1-3	Enter ASZ.
Routing identifier	4-6	Code of the supply source from which the MRO or DRO was received.
Media and status	7	Data as shown in the AFX or AFZ.
Stock or part number	8-22	Data as shown in the AFX or AFZ.
Unit of issue	23-24	Data as shown in the AFX or AFZ.
Quantity	25-29	Quantity receipted for by DRMO.
Document number	30-43	Data as shown in the AFX or AFZ.
Suffix	44	Data as shown in the AFX or AFZ.
Supplementary address	45-50	Data as shown in the AFX or AFZ.
Signal code	51	Leave blank.
Fund code	52-53	Leave blank.

Table E-36
DIC ASZ, Disposal Shipment Confirmation—Continued

Field legend	Record position	Entry and Instructions
Distribution code	54	Enter 9.
All other fields	55-64	Leave blank.
Advice code	65-66	Data as shown in AFX or AFZ.
All other fields	67-80	Leave blank.

Table E-37
DIC AX1, NICP GFM Validation Request

Field legend	Record position	Entry and instructions
Document identifier code	1-3	AX1.
Routing identifier (from)	4-6	RIC identifying the NICP creating the AX1 transaction.
Media and status	7	Perpetuate from requisition.
Stock number	8-22	Perpetuate from requisition.
Unit of issue	23-24	Perpetuate from requisition.
Quantity	25-29	Perpetuate from requisition.
Document number	30-43	Perpetuate from requisition.
Demand	44	Perpetuate from requisition.
Supplementary address	45-50	Perpetuate from requisition.
Signal code	51	Perpetuate from requisition.
Fund code	52-53	Perpetuate from requisition.
Distribution field	54-56	Perpetuate from requisition.
Project code	57-59	Perpetuate from requisition.
Priority	60-61	Perpetuate from requisition.
Supply source origination date	62-64	Date AX1 created.
Advice	65-66	Perpetuate from requisition.
Blank	67-68	Leave blank.
Call number	69-72	Perpetuate from requisition.
Contract identification	73-80	Perpetuate from requisition.

Table E-38
DIC AX2, MCA GFM Validation Response

Field legend	Record position	Entry and instructions
Document identifier code	1-3	AX2
Routing identifier code	4-6	Perpetuate from AX1 document.
Media and status code	7	Perpetuate from AX1 document.
Stock number	8-22	Perpetuate from AX1 document.
Unit of issue	23-24	Perpetuate from AX1 document.
Quantity	25-29	Perpetuate from AX1 document.
Document number	30-43	Perpetuate from AX1 document.
Demand	44	Perpetuate from AX1 document.
Supplementary address	45-50	Perpetuate from AX1 document.
Signal code	51	Perpetuate from AX1 document.
Fund code	52-53	Perpetuate from AX1 document.
Distribution	54-56	Perpetuate from AX1 document.
Project code	57-59	Perpetuate from AX1 document.
Priority	60-61	Perpetuate from AX1 document.
Validation date	62-64	Enter date validated or rejected by MCA.
Advice/status	65-66	Enter applicable advice code or status code. (See chapter 16 for further instructions.)
Blank	67-68	Blank
Call number	69-72	Perpetuate from AX1 document.
Contract identification	73-80	Perpetuate from AX1 document.

Table E-39
DIC B05, DIC A05 Image
DIC B0E, DIC A0E Image

Field legend	Record pos.	Entry and instructions
Document identifier code	1-3	DIC B05 or B0E.
Routing identifier code	4-6	Source of supply RIC.
Media and status code	7	The appropriate M&S code.
Stock number	8-22	Stock number of item being requisitioned.
Unit of issue	23-24	Unit of issue for the stock number in rp 8-22.
Quantity	25-29	Perpetuated from source document (PFSD).
Document number	30-43	PFSD
Demand code	44	PFSD.
Supplementary address	45-50	PFSD.
Signal code	51	PFSD.
Fund code	52-53	PFSD.
Distribution code	54-56	PFSD.
MILSTRIP project code	57-59	PFSD.
Priority designator	60-61	PFSD.
Required delivery date	62-64	PFSD.
Advice code	65-66	PFSD.
Blank	67-80	Leave blank.

Table E-40
DIC B61 & B6A, Duplicate Materiel Release Denial (With Stock Number)
DIC B62 & B6B, Duplicate Materiel Release Denial (With Part Number)
DIC B64 & B6D, Duplicate Materiel Release Denial (With Other)
DIC B65 & B6E, Duplicate Materiel Release Denial (With Exception data)
DIC B67, Duplicate Materiel Release Denial (With Overseas Dependent School System Requirement)

Field legend	Record pos.	Entry and instructions
Document identifier code	1-3	Enter applicable code.
Routing identifier code	4-6	Enter the RIC of the SCA/MIC/IMSA to which the materiel release denial is directed.
Media and status code	7	Perpetuated from source document (PFSD).
Stock number	8-22	PFSD. Must be left justified with data.
Unit of issue	23-24	PFSD.
Quantity (denied)	25-29	PFSD. Right justified and zero fill.
Document number	30-43	PFSD.
DOD activity address code	(30-35)	
Calendar year	(36)	Last digit of calendar year.
Julian date	(37-39)	Must be 001-366.
Serial number	(40-43)	Must not contain all zeros, any blanks, or special characters.
Suffix code	44	PFSD.
Supplementary address	45-50	PFSD.
Signal code	51	PFSD.
Fund code	52-53	PFSD.
Distribution code	54-56	Leave blank.
MILSTRIP project code	57-59	PFSD.
Priority designator	60-61	PFSD.
Required delivery date	62-64	PFSD.
Advice code	65-66	PFSD.
RIC from (storage site)	67-69	RIC from which the denial/warehouse refusal was made.
Ownership/purpose code	70	PFSD.
Condition code	71	PFSD.
Management code	72	Code identifying the reason for denial.
Condition code (actual)	73	When management code in rp 72 is B, 3, or 5, enter the actual condition of the materiel available. Other than B, 3, or 5, leave field Blank.
Management code	74	1. If document is a resubmission of rejected MRO with corrected stock number, unit of issue, and/or quantity, enter management code U. 2. If document is a retransmission or submission of a previously transmitted or submitted document, enter management code N. 3. If above not applicable, leave blank.
Blank	75-77	Leave blank.
Date materiel denied	78-80	Enter date of denial. Must be 001-366.

Table E-41
DIC B6Z, Materiel Receipt Image (Other Than Procurement Instrument Source)

Field legend	Record position	Entry and instructions
Document identifier code	1-3	B6Z.
Routing identifier code (To)	4-6	RIC that identifies the ASDA to which this transaction is being sent.
Blank	7	Blank.
Stock number	8-22	Stock number of the item.
Unit of issue	23-24	Unit of issue of the item.
Quantity	25-29	Quantity, preceding any digits with zeros. (1) For ammunition items in FSG 13 and the quantities exceeding 99,999 will be expressed in thousands by placing an "M" in rp 29. Example: A quantity of 1,950,000 would be expressed as 1950M (1950 in rp 25-28 and an "M" in rp 29). Quantities non evenly divisible by thousands will require two transactions. The first transaction will show the rounded thousands using the "M" modifier and the second transaction will show the residual quantity. Example: For a quantity of 100,001, the first document will show a quantity of 0100M and the second document will show a quantity of 00001. (2) When rp 8-11 contains other than FSG 13 and the quantity exceeds 99,999, prepare additional documents bearing the same document number with suffix codes. (3) When reversal or cancellation of the original receipt transaction is required, enter an "X" punch in rp 25.
Document number	30-43	Controlling document number.
Suffix code	44	Enter consecutive alpha code "A" through "Z," as necessary, if separate documents are required because quantity exceeds 99,999; or quantity exceeds 9999M(M-modifier thousands) and residual quantities are for ammunition; or different conditions of materiel are received/due in. Otherwise, leave blank.
Supplementary address	45-50	Supplementary address, if applicable, or leave blank.
Signal code	51	Signal code or leave blank.
Fund code	52-53	Fund code or leave blank.
Distribution code	54-56	Distribution code or leave blank.
Project code	57-59	Project code or leave blank.
Priority designator	60-61	The PD or leave blank.
Required delivery date	62-64	RDD, if applicable, or leave blank.
Return advice code	65-66	Return advice code if required; otherwise, leave blank.
Routing identifier code	67-69	RIC of the activity that is receiving the materiel.
Ownership or purpose code	70	Ownership of purpose code in which the item will be recorded (para C-37).
Supply condition code	71	Condition code that shows the condition of the materiel (para C-22b).
Management code	72	Management code (para C-35) or leave blank.
Date	73-75	Enter the numerical day of the calendar year that materiel was released by carrier.
Multi-use	76-80	Leave blank.

Table E-42
DIC B8S, Materiel Receipt Acknowledgement of TPF Program

Field legend	Record pos.	Entry and instructions
Document identifier code	1-3	Enter DIC B8S.
Routing identifier code	4-6	Enter the unique RIC of the fielding command.
Media and status code	7	Enter applicable code.
National stock number	8-22	Enter NSN of the item received.
Unit of issue	23-24	Enter the UI of item received.
Quantity	25-29	Enter quantity received.
Document number	30-43	Perpetuated from source document (PFSD).
Suffix code	44	Enter applicable code or leave blank.
Supplementary address	45-50	PFSD.
Signal code	51	PFSD or leave blank.
Fund code	52-53	PFSD or leave blank.
Distribution code	54-56	PFSD.
Project code	57-59	PFSD.
Blank	60-66	Leave blank.
RIC-from	67-69	Enter the staging point 2 RIC.
Ownership/purpose code	70	Leave blank.
Condition code	71	Enter condition code of item received.
Management code	72	Leave blank.
Receipt date	73-75	Enter the date the materiel was received by the staging point 2.
Edit action code	76-77	Enter an edit action code only if the DIC has rejected out of the system.
Blank	78-80	Leave blank.

Table E-43
DIC B99, Duplicate Materiel Release Order(MRO) Shipment Status

Field legend	Record pos.	Entry and instructions
Document identifier code	1-3	Enter DIC B99.
Routing identifier code (to)	4-6	Enter RIC.
Media and status code	7	Perpetuate from original requisition.
Stock number	8-22	Stock or part number of item to be released.
Unit of issue	23-24	Enter.
Quantity	25-29	Enter.
Document number	30-43	Perpetuate from original requisition.
Suffix code	44	Enter the applicable suffix code when the quantities are to be split; otherwise, leave blank.
Supplementary address	45-50	Perpetuate from original requisition.
Signal code	51	Perpetuate from original requisition.
Fund code	52-53	Perpetuate from original requisition.
Distribution code	54-56	Perpetuate from original requisition.
Project code	57-59	Perpetuate from original requisition.
Priority	60-61	Perpetuate from original requisition.
Required delivery date	62-64	Perpetuate from original requisition.
Advice code	65-66	Perpetuate from original requisition.
Routing identifier code (from)	67-69	Enter RIC.
Management data	70-72	Enter the O/P code, condition code, and management code, if applicable.
Blank	73	Leave blank.
Unit price	74-80	Enter appropriate unit price when shipment is to be made outside of CONUS.

Table E-44
DIC B9A, Intransit Receipt Confirmation(AMC or DLA Depots)
DIC B9B, Intransit Receipt Confirmation (Other Than AMC, DLA, or GSA Depots)

Field legend	Record pos.	Entry and instructions
Document identifier code	1-3	Enter DIC B9A or B9B.
Routing identifier code	4-6	Enter RIC.
Receipt status code	7	Enter P if partial (due-in) or Z if final(due-in).
Stock number	8-22	Perpetuated from source document (PFSD). Left justified.
Unit of issue	23-24	PFSD.
Quantity received	25-29	Enter quantity received.
Document number	30-43	
DODAAC	(30-35)	
Calendar year	(36)	Last digit of calendar year; must be 0-9.
Julian date	(37-39)	Must be 001 -366.
Serial number	(40-43)	Must not contain all zeros, any blanks, or special characters.
Suffix code	44	PFSD.
Supplementary address	45-50	PFSD.
Blank	51	Leave blank.
Fund code	52-53	PFSD.
Distribution code	54	PFSD.
Blank	55-56	Leave blank.
MILSTRIP project code	57-59	PFSD.
Priority designator	60-61	PFSD.
RIC-from	62-64	PFSD.
Blank	65-71	Leave blank.
Management code	72	Enter Management Code 0 (alpha) if it is desired to reestablish the due-in and due-out.
Blank	73-76	Leave blank.
Date received	77-80	Enter Julian date received, or leave blank.

Table E-45
DIC BA1, TASN-A Shipment Status

Field legend	Record positions	Entry and instructions
Document Identifier Code	1-3	DIC BA1.
Routing Identifier Code (TO)	4-6	RIC of the activity to which the document is being sent via DAAS.
Defense Automated Addressing System (DAAS)Code	7	Reserved for NICP use to designate the data field that DAAS will utilize to address the document.
National Stock Number	8-22	Stock number of the item being reported.
Action Code	23	A one digit alpha code to indicate the type of TASN-A action being reported on the transaction to the NICP.
New/Overhaul Item Code	24	One position alpha code that indicates that the item being reported is a new or an overhauled item.
Hours since new or overhauled	25-29	Five digit numeric field to report accumulative hours since item was new or since overhauled.

Table E-45
DIC BA1, TASN-A Shipment Status—Continued

Field legend	Record positions	Entry and instructions
Document Number	30-43	As shown on MILSTRIP document.
Suffix Code	44	Suffix Code, shown on MILSTRIP document if applicable.
Supplementary Address or Ship to DODAAC	45-50	Supplementary address as shown on the MILSTRIP document.
Serial Number	51-62	Manufacturer's assigned serial number to the item or serial number assigned during reserialization.
Date of action	63-66	Julian date that this action took place. Comprised of the last digit of the calendar year and the three digit date.
RIC (From)	67-69	RIC of the activity that is shipping this item or reporting the status change.
Purpose Code	70	A one digit code to report the purpose for which this item is intended.
Condition Code	71	A one digit alpha code to classify materiel in terms of readiness for issue and identify action being taken to change the status of material.
Aircraft/Engine No. Storage DODAAC	72-78	The assigned Tail Number of the Aircraft or Engine Serial Number that the item was installed on, or removed from, or the DODAAC of the Storage Activity where this item is being stored, or shipped from.
Reason for Removal/Reason for Lost Code	79	A one position alpha code to indicate why the item was either removed from the aircraft or engine, or the reason code that this item was lost from the Army Supply Pipeline.
Blank	80	Reserved for future use.

Table E-46
DIC BA2, TASN-A Shipment Status Follow-up

Field legend	Record positions	Entry and instructions
Document Identifier Code	1-3	DIC BA2.
Routing Identifier Code (TO)	4-6	RIC of the activity to which the document is being sent via DAAS.
Defense Automated Addressing System (DAAS)Code	7	Reserved for NICP use to designate the data field that DAAS will utilize to address the document.
National Stock Number	8-22	Stock number of the item being reported.
Blank	23	
New/Overhaul Item Code	24	A one digit alpha code to identify that item reported is new or overhauled.
Hours since new or overhauled	25-29	Five digit numeric field to report accumulative hours since item was new or since overhauled.
Document Number	30-43	As shown on MILSTRIP document or TASN-A receipt transaction.
Suffix Code	44	As shown on MILSTRIP document or TASN-A receipt transaction.
Supplementary Address or Ship to DODAAC	45-50	Supplementary address as shown on MILSTRIP document or the TASN-A receipt transaction.
Serial Number	51-62	Manufacturer's assigned serial number to the item being reported.
Date of follow-up	63-66	Julian date that transaction was prepared by the NICP, comprised of last digit of calendar year and three digit date.
RIC (from)	67-69	RIC of the NICP sending this follow-up.
Purpose Code	70	Blank
Condition Code	71	A one digit alpha code to classify materiel in terms of readiness for issue and identify action being taken to change the status of material.
Aircraft/Engine No. Storage DODAAC	72-78	The assigned tail number of the aircraft or engine serial number that the item was installed on or removed from or the DODAAC of the storage activity where this item is being stored or shipped from.
Blank	79-80	Blank

Table E-47
DIC BA3, TASN-A Receipt

Field legend	Record positions	Entry and instructions
Document Identifier Code	1-3	DIC BA3.
Routing Identifier Code (TO)	4-6	RIC of the NICP used to designate the data field that DAAS will utilize to address the document.
Defense Automated Addressing System (DAAS) Code	7	Reserved for NICP use to designate the data field that DAAS will utilize to address the document.
National Stock Number	8-22	Stock number of the item being reported.
Action Code	23	A one digit alpha code to indicate the type of TASN-A action being reported on the transaction to the NICP.
New/Overhaul Item Code	24	A one digit alpha code that indicates the item being reported is a new or an overhauled item.
Hours since New/Overhauled	25-29	Five digit numeric field to report the accumulative hours either since new or since overhauled.
Document Number	30-43	As shown on MILSTRIP document, or blank.
Suffix Code	44	Suffix Code, as shown on requesting document, if applicable.

**Table E-47
DIC BA3, TASN-A Receipt—Continued**

Field legend	Record positions	Entry and instructions
Equipment Category Code	45-47	A three digit code to indicate the model of the end item that the item was installed on, if applicable.
Blank	48-50	Blank.
Serial Number	51-62	Manufacturer's serial number assigned to the item that is being reported.
Date of Action	63-66	Julian date that this action took place. Comprised of the last digit of the calendar year and three digit date.
Routing Identifier Code (From)	67-69	RIC of the activity that shipped this item or activity reporting inventory transaction.
Purpose Code	70	A one digit alpha to report the intended purpose of the item.
Condition Code	71	A one digit alpha code to classify material in terms of readiness for issue and identify action being taken to change the status of material.
Aircraft Number/Engine	72-78	The assigned Tail Number of the Aircraft or Engine Serial Number that the item was installed on, or removed from or the DODAAC of the Storage Activity where item is being stored or shipped from.
Multi-use	79-80	a. When the DIC BA3 is used as an inventory document(action code "I" in rp 23) from the ICP to the customer, an alpha O will be in rp 79, and rp 80 will be blank. b. When the DIC BA3, as an inventory document, is used by the customer to reply to the ICP, rp 80 will contain one of the following inventory report codes: (1) Item has been inventoried; all entries on the prepositioned BA3 provided by the ICP agree. (2) Item is not physically on hand. (3) Serial number is on hand, but location change. RP 72-78 contains the new location. (4) Item is on hand. A prepositioned BA3 was not provided. c. Other entries for rp 7940 are reserved for future use.

**Table E-48
DIC BA4, TASN-A Receipt Follow-up**

Field legend	Record positions	Entry and instructions
Document Identifier	1-3	DIC BA4.
Code Routing Identifier Code (TO)	4-6	RIC of the activity that was shipped an TASN-A item or storage activity.
Defense Automated Addressing System (DAAS) Code	7	Reserved for use of the NICP to designate the data field that DAAS will utilize to address the document.
National Stock Number	8-22	Stock number of the item being followed up on.
Blank	23	
New/Overhaul Item Code	24	A one digit alpha code to identify that item reported is new or overhauled.
Hours since new or overhauled	25-29	Five digit numeric field to report accumulative hours since item was new or since overhauled.
Document Number	30-43	As shown on TASN-A shipment status transaction.
Suffix Code	44	Suffix Code as shown on the shipment status transaction if applicable.
Supplementary Address or Ship to DODAAC	45-50	Supplementary address as shown on the shipment status transaction.
Serial Number	51-62	Manufacturer's assigned serial number to the item, as shown on the TASN-A shipment status transaction.
Date of follow-up	63-66	Julian date that transaction was prepared by the NICP, comprised of last digit of calendar year and three digit date.
RIC (from)	67-69	RIC of the activity that shipped the item, as shown on shipment status transaction.
Purpose Code	70	Blank
Condition Code	71	A one digit alpha code to classify materiel in terms of readiness for issue and identify action being taken to change the status of material.
Blank	72-80	Reserved for future use.

**Table E-49
DIC BA5, TASN-A Nonreceipt**

Field legend	Record position	Entry and instructions
Document identifier code	1-3	DIC BA5.
Routing Identifier Code (TO)	4-6	RIC of the NICP that generated the follow-up document.
Blank	7	Blank.
National Stock Number	8-22	Stock number of the item being followed up on.Extracted off of the follow-up document.
Action Code	23	One digit alpha code to indicate that the requested item has not been received or activity receiving the follow-up did not order the item.
New/Overhaul Item Code	24	A one digit alpha code to indicate that the item is a new item or an overhauled item. This information is extracted off of the follow-up transaction.
Hours Since New or Overhauled	25-29	Five digit numeric field to report the accumulative hours either since new or overhauled. This information is extracted off of the follow-up transaction.
Document Number	30-43	Extracted off of the follow-up transaction.

Table E-49
DIC BA5, TASN-A Nonreceipt—Continued

Field legend	Record position	Entry and instructions
Suffix Code	44	Suffix code, extracted off of the follow-up transaction if applicable.
DODAAC of the Preparing Activity	45-50	DODAAC of the activity preparing the nonreceipt transaction.
Serial Number	51-62	Manufacturer's serial number assigned to the item being reported as shown on follow-up document.
Date of Action	63-66	Julian date that this action took place. Comprised of the last digit of the calendar year and a three digit date.
Routing Identifier Code (From)	67-69	RIC of the activity that shipped this item. This is extracted as shown on follow-up transaction.
Purpose Code	70	A one digit alpha code to report the purpose for which this item is intended, as shown on the follow-up transaction.
Condition Code	71	A one digit alpha code to classify material in terms of readiness for issue and identify action being taken to change the status of material as shown on the follow-up transaction.
Blank	72-80	Reserved for future use.

Table E-50
DIC BAC, DODAAC Inquiry Response

Field legend	Record pos.	Entry and instructions
Document identifier code	1-3	DIC BAC.
Routing identifier code	4-6	RIC of the initial source of supply.
Media and status code	7	Perpetuated from the source document (PFSD).
National stock number	8-22	PFSD.
Unit of issue	23-24	PFSD.
Quantity	25-29	PFSD.
Document number	30-43	PFSD.
Suffix code	44	Assigned by the source of supply.
Supplementary address	45-50	PFSD.
Signal code	51	PFSD.
Fund code	52-53	PFSD.
Distribution	54-56	PFSD.
Project	57-59	PFSD.
Priority designator	60-61	PFSD.
Transaction date	62-64	PFSD.
Status code	65-66	PFSD.
Blank	67-80	Leave blank.

Table E-51
DIC BAD, Document Number Inquiry Response

Field legend	Record pos.	Entry and instructions
Document identifier code	1-3	DIC BAD.
Port of debarkation (POD)	4-6	POD as shown on LIF.
Signal code	7	Perpetuated from the source document (PFSD).
Intermediate transportation control number (ITCN)	8-24	From the LIF if present
Quantity	25-29	PFSD.
Document number	30-43	PFSD.
Suffix code	44	Assigned by the source of supply.
Supplementary address	45-50	PFSD.
Project code	51-53	PFSD.
POE lift date	54-56	POE lift date as shown on LIF.
Lift transportation control	57-73	CTCN, if present, if number (CTCN) not shipment unit TCN from LIF.
Voyage or flight number	74-80	Extracted from the LIF.

Table E-52
DIC BAE, Document Number Inquiry Response

Field legend	Record pos.	Entry and instructions
Document identifier code	1-3	DIC BAE.
Routing identifier code	4-6	RIC of the initial source of supply.
Media and status code	7	Perpetuated from source document (PFSD).
National stock number	8-22	PFSD.
Unit of issue	23-24	PFSD.
Quantity	25-29	PFSD.
Document number	30-43	PFSD.
Suffix code	44	Assigned by the source of supply.
Supplementary address	45-50	PFSD.
Project code	51-53	PFSD.
Blank	54-59	Leave blank.
Priority designator	60-61	PFSD.
Transaction date	62-64	LOGSA processing date.
Status	65-66	PFSD.
Last known source of supply	67-69	As shown on the LIF.
Estimated ship date	70-73	Estimated date when materiel is to be shipped.
Unit price	74-80	PFSD.

Table E-53
DIC BAF, Document Number Inquiry

Field legend	Record pos.	Entry and instructions
Document identifier code	1-3	DIC BAF.
Blank	4-29	Leave blank.
Document number	30-43	Enter document number.
Blank	44-78	Leave blank.
Requester code	79-80	Enter requester code.

Table E-54
DIC BAH, Demand Report Transaction

Field Legend	Record position	Entry and instructions
Document identifier code	1-3	BAH
Routing identifier code	4-6	BY9
Media & status code	7	Same as source document.
Stock number	8-22	Same as source document. May be an NSN or PN but must never be all zeros or blank.
Unit of issue	23-24	Same as source document. Unit of issue may be identified in catalog or technical data files but must not contain any blanks, numerics, or special characters.
Quantity	25-29	Same as source document. Digits must be preceded with zeros.
Document number	30-43	Same as source document.
Demand code	44	Same as source document.
Supplementary address	45-50	Same as source document or, if prepared by a DSU/GSU for supported units, the DODAAC of the DSU/GSU.
Signal code	51	Same as source document.
Fund code	52-53	Same as source document.
End item code (EIC)	54-56	Same as source document.
Project code	57-59	Same as source document.
Priority designator	60-61	Same as source document.
Required delivery date	62-64	Same as source document.
Advice code	65-66	Same as source document.
Blank	68-71	Leave blank.
Request/cancellation code	72	Blank for customer request. "C" for customer cancellation.
Reserved	73-80	Leave blank.

Table E-54-1
DIC BAI, Retrograde Surface Intransit Data

Field Legend	Record position	Entry and instructions
Document identifier code	1-3	Enter BAI.
Port of embarkation	4-6	See DOD 4500.32-R.
Blank	7-8	Blank.
Consignor	9-14	DODAAC of receiving activity.
Blank	15-17	Blank.
Port of debarkation	18-20	See DOD 4500.32-R.
Trailer container number	21-25	Self-explanatory.
Blank	26-29	Blank.
Transportation control number	30-45	See DOD 4500.32-R
Split indicator	46	See DOD 4500.32-R.
Consignee	47-52	Activity address code of ship-to address.
GBL	53-60	Government bill of lading.
Blank	61-68	Blank.
PODR	69-72	Port of debarkation receipt.
PODF	73-76	Port of debarkation forward.
TAC	77-80	Transportation account code.

Table E-55
DIC BAK, Document Number Inquiry Response

Field legend	Record pos.	Entry and instructions
Document identifier code	1-3	DIC BAK.
Port of debarkation (POD)	4-6	POD as shown on the lift.
Signal code	7	Perpetuated from source document (PFSD).
National stock number	8-22	PFSD.
Unit of issue	23-24	PFSD.
Quantity	25-29	PFSD.
Document number	30-43	PFSD.
Suffix code	44	Assigned by the source of supply.
Supplementary address	45-50	PFSD.
Port of debarkation (POD)	51-53	Date materiel received receipt date at POD.
Port of debarkation (POD)	54-56	Date materiel shipped ship date from POD.
Intermediate TCN	57-73	Intermediate TCN, if present; if not, shipment TCN.
Supply support activity receipt date	74-76	Date materiel received by the SSA.
Master inventory record post date	77-79	Date of posting to the master inventory record.
Blank	80	Leave blank.

Table E-56
DIC BAL, Document Number Inquiry Response(Shipment status)

Field legend	Record pos.	Entry and instructions
Document identifier code	1-3	DIC BAL.
Last known source	4-6	Last known source of supply as shown on LIF.
Blank	7	Leave blank.
National stock number	8-22	Perpetuated from source document (PFSD).
Unit of issue	23-24	PFSD.
Quantity	25-29	PFSD.
Document number	30-43	PFSD.
Suffix code	44	Assigned by the source of supply.
Supplementary address	45-50	PFSD.
Signal code	51	PFSD.
Fund code	52-53	Fund code as shown on the LIF.
Distribution code	54-56	PFSD.
Depot ship date/estimated ship date	57-59	Date materiel shipped/estimated shipped from depot.
Priority designator	60-61	PFSD.
Transportation control number	62-76	TCN as shown on the LIF.
Mode	77	Identifies the mode of transportation used to move the materiel.
Port of embarkation (POE)	78-80	POE as shown on the LIF.

Table E-57
DIC BAL, Document Number Inquiry Response(Not on LIF)

Field legend	Record pos.	Entry and instructions
Document identifier code	1-3	DIC BAL.
Blank	4-29	Leave blank.
Document number	30-43	Perpetuated from source document (PFSD).
Blank	44	Leave Blank.
Statement	45-54	'NOT ON LIF.'
Blank	55-80	Leave blank.

Table E-58
DIC BAL, Document Number Inquiry Response(On LIF-No Status)

Field legend	Record pos.	Entry and instructions
Document identifier code	1-3	DIC BAL.
Routing identifier code	4-6	RIC of the initial source of supply.
Media and status code	7	Perpetuated from source document (PFSD).
National stock number	8-22	PFSD
Unit of issue	23-24	PFSD.
Quantity	25-29	PFSD.
Document number	30-43	Document number from the customer originating the inquiry.
Suffix	44	Assigned by the source of supply.
Supplementary address	45-50	PFSD.
Blank	51	Leave blank.
Statement	52-67	"ON LIF NO STATUS."
Blank	68-80	Leave blank.

Table E-59
DIC BAM, Document Number Inquiry Response(MRO Date Only)

Field legend	Record pos.	Entry and instructions
Document identifier code	1-3	DIC BAM.
Last known source	4-6	Last known source of supply as shown on LIF.
National stock number	8-22	Perpetuated from source document (PFSD).
Unit of issue	23-24	PFSD
Quantity	25-29	PFSD.
Document number	30-43	PFSD.
Suffix	44	Assigned by the source of supply.
Supplementary address	45-50	PFSD.
Blank	51	Leave blank.
Materiel released	52-54	Date materiel released.
Blank	55	Leave blank.
Shipping depot RIC	56-58	RIC of the shipping depot.
Blank	59	Leave blank.
Materiel release order	60-63	MRO date as shown on the LIF.
Blank	64-80	Leave blank.

Table E-60
DIC BAO, Shipment Status Inquiry to LCA from SARSS-1

Field legend	Record Pos.	Entry and instructions
Document identifier code	1-3	DIC BAO.
Routing identifier code (LCA)	4-6	Enter BY9.
Routing identifier code (SARRS-1)	7-9	Enter RIC of SARRS-1 activity originating the inquiry.
Routing identifier code (SARSS-2B)	10-12	Enter RIC of SARSS-2B activity which supports SARSS-1 (rp 7-9).
Blank	13-29	Leave blank.
Document number	30-43	Document number being inquired (from file at originating SARSS-1).
Blank	44-80	Leave blank.

**Table E-61
DIC BAP, RICC 02 Requisition Supply Status**

Field legend	Record pos.	Entry and instructions
Document identifier code	1-3	DIC BAP.
Materiel category structure code (MATCAT)	4-6	MATCAT as shown on the AMDF for the NSN on the customer requisition.
Line item number (LIN)	7-12	LIN on the AMDF for the NSN on the customer requisition.
Project code	13-15	From the customer requisition as shown on the LIF.
Last know source of supply (LKS)	16-18	LKS as shown on the LIF.
National stock number (NSN)	19-31	NSN from the customer requisition as shown on the LIF.
Requisition/document number (DOC NR)	32-45	DOC NR from the customer requisition as shown on the LIF.
Quantity (QTY)	46-50	Qty from the customer requisition as shown on the LIF.
Distribution code	51	Dist code as shown on the LIF.
Type requirement code (TRC)	52-53	TRC as shown the LIF.
Nomenclature	54-73	Description of item as shown on the AMDF for the NSN from the customer requisition.
Status code	74-75	Status code from the source of supply as shown on the LIF.
Estimated shipment date (ESD)	76-79	ESD as shown on the LIF.
Blank	80	Leave blank.

**Table E-62
DIC BAQ, RICC 02 Requisition Shipment Status**

Field legend	Record pos.	Entry and instructions
Document identifier code	1-3	DIC BAQ.
Materiel category structure code (MATCAT)	4-6	MATCAT as shown on the AMDF for the NSN on the customer requisition.
Line item number (LIN)	7-12	LIN as shown on the AMDF for the NSN on the customer requisition.
Project code (proj code)	13-15	Project code from the customer requisition as shown on the LIF.
Last know source of supply (LKS)	16-18	LKS as shown on the LIF.
National stock number (NSN)	19-31	NSN from the customer requisition as shown on the LIF.
Requisition/document number (DOC NR)	32-45	DOC NR from the customer requisition as shown on the LIF.
Quantity (qty)	46-50	Qty from the customer requisition as shown on the LIF.
Distribution code	51	Dist code as shown on the LIF.
Type requirement code (TRC)	52-53	TRC as shown the LIF.
Nomenclature	54-59	Description of item as shown on the AMDF for the NSN from the customer requisition.
Depot ship date	60-63	Date materiel shipped from the depot.
Transportation control number (TCN)	64-80	TCN as shown on the LIF.

**Table E-63
DIC BAS, TCN Inquiry Response**

Field legend	Record pos.	Entry and instructions
Document identifier code	1-3	DIC BAS.
Blank	4	Leave blank.
Transportation control number	5-21	Perpetuated from source document.
Blank	22-37	Leave blank.
Depot ship date	38-41	Date materiel shipped.
Consolidated containerization point (CCP) receipt date	42-44	Date materiel received by CCP.
CCP ship date	45-47	Date materiel shipped by CCP.
Port of embarkation (POE)	48-50	RIC of POE.
POE receipt date	51-53	Date materiel received at POE.
POE lift date	54-56	Date materiel lifted at POE.
Voyage or flight number	57-63	Enter appropriate number.
Port of debarkation (POD)	64-66	RIC of POD
Central receiving point (CRP) receipt date	67-69	Date materiel received by CRP
POD forward date	70-72	Enter appropriate date.
Supply support activity (SSA) receipt date	73-75	Date materiel received by SSA.
Blank	76-78	Leave blank.
Requester code	79-80	Enter appropriate code.

Table E-64
DIC BAT, TCN Inquiry

Field legend	Record pos.	Entry and instructions
Document identifier code	1-3	DIC BAT.
Blank	4-29	Leave blank.
Transportation control number (TCN)	30-46	Service code in rp 30 or leave rp, 30 blank. Do no substitute a document number for a TCN. Use only TCNs.
Blank	47-78	Leave blank.
Requester code	79-80	Enter requester code.

Table E-65
DIC BAU, Customer Request for DODAAC Pull

Field legend	Record pos.	Entry and instructions
Document identifier code	1-3	DIC BAU.
Routing identifier code	4-6	RIC of activity receiving document
Blank	7-78	Leave blank.
Group code	79-80	Group code of requester.

Table E-66
DIC BAX, Objective Supply System (OSS)Consolidation

Field legend	Record pos.	Entry and instructions
Document identifier code	1-3	Enter DIC BAX.
Routing identifier code	4-6	Enter BR4.
Media and status code	7	Enter Z.
Transportation control number	8-24	Red River Army Depot GBL TCN (Left justified).
Blank	25-44	Leave blank.
Consignee	45-50	Same as TK4.
Receipt date	51-53	Date received at RRAD.
Ship date	54-56	Date shipped from RRAD.
Blank	57-61	Leave blank.
Transportation control number	62-77	GBL TCN (DDMT).
Blank	78-80	Leave blank.

Table E-67
DIC BAY, Unit Materiel Fielding Point(UMFP) Receipt Document

Field legend	Record pos.	Entry and instructions
Document identifier code	1-3	Enter DIC BAY.
Routing identifier code	4-6	RIC of fielding command.
Blank	7	Leave blank.
Stock number	8-22	PFSD.
Unit of issue	23-24	PFSD.
Quantity received or reversed	25-29	Enter quantity.
Document number	30-43	PFSD.
Suffix code	44	PFSD.
Supplementary address	45-50	PFSD.
Receipt date	51-53	Date received at UMFP/staging point.
Blank	54-56	Leave blank.
Project code	57-59	PFSD (mandatory).
Priority designator	60-61	PFSD.
Blank	62-70	Leave blank.
Condition code	71	Condition code or blank.
Blank	72-77	Leave blank.
RIC	78-80	RIC of receiving UMFP/staging site.

Table E-68
DIC BAZ, Unit Materiel Fielding Point(UMFP) Shipment Document

Field legend	Record pos.	Entry and instructions
Document identifier code	1-3	Enter BAZ.
Routing identifier code	4-6	RIC of fielding command.
Blank	7	Leave blank.
Stock number	8-22	PFSD.
Unit of issue	23-24	Enter UI of the item shipped.
Quantity shipped damaged or lost	25-29	Enter number.
Document number	30-43	PFSD.
Suffix code	44	PFSD.
Supplementary address	45-50	PFSD.
Blank	51-53	Leave blank.
Date	54-56	Shipment date or current Julian date
Project code	57-59	PFSD.
Transportation control number	60-76	Shipment TCN or leave blank. (TCN mandatory for shipment notification).
Management code	77	Enter applicable code. M-damaged materiel. I-Shortage/Loss. X-is system generated when custodial balances are dropped because of a cataloging change.
RIC	78-80	Enter RIC of UMFP/staging site.

Table E-69
DIC BB4, Header for Report of Strategic and Critical Materiel

Field legend	Record pos.	Entry and instructions
Document identifier code	1-3	Enter BB4.
Reporting installation code	4-7	See note.
Installation name	8-21	Self-explanatory.
Point of contact	22-36	Self-explanatory.
DSN/AUTOVON number	37-44	Self-explanatory.
Blank	45-80	Leave Blank.
Note – Reporting Installation Codes:		
Reporting installations		
Anniston Army Depot		
Anniston AL 36201-5070		
Fort Wingate Depot Activity		
STSTE-FWM		
Gallup NM 87301-9503		
Charles Melvin Price Support Center		
SAVAS-A		
Granite City IL 62040-1801		
Holston Army Ammunition Plant		
Kingsport TN 37660		
Letterkenny Army Depot		
SDSLE-TPR		
Chambersburg PA 17201-4180		
Lexington-Blue Grass Army Depot		
SDSLB-SUA		
Lexington KY 40511-5050		
Navajo Depot Activity		
AZXA-SAT-I		
Bellemont AZ 86015-5000		
Pine Bluff Arsenal		
SMCPB-MMC		
Pine Bluff AR 71602-9500		
New Cumberland Army Depot		
New Cumberland PA 17070		
Pueblo Army Depot		
SDSTE-PU-MPS Pueblo CO 81002-5000		
Ravenna Arsenal		
Ravenna OH 44266-9297		
Red River Army Depot		
SDSRR-SPG		
Texarkana TX 75507-5000		
US Army Missile Command		
AMSMI-RA-L		
Redstone Arsenal AL 35898-5335		
Savanna Army Depot		
Savanna IL 61074-9636		
Seneca Army Depot		
Romulus NY 14541-5001		
Sierra Army Depot		
KSHSDSSI-IN		
Herlong CA 96113-5230		
		TZRL
		UAUW
		UBHS
		USVD
		VHAV
		VRES

Table E-69
DIC BB4, Header for Report of Strategic and Critical Materiel—Continued

Field legend	Record pos.	Entry and instructions
Tooele Army Depot SDSTE-SUI-R		XABS
Tooele LIT 840074-5012 Twin Cities Army Ammunition Plant New Brighton MN 55112-5000		XLEZ
Umatilla Army Depot Activity Hermiston OR 97838-95544		XNHN
Hawthorne Army Ammunition Plant SMCHW-ORD Hawthorne NV 89415		KHSN

Table E-70
DIC BB5, First Input Record for Report of Strategic and Critical Materiel

Field legend	Record pos.	Entry and Instructions
Document identifier code	1-3	Enter DIC BB5.
Reporting installation code	4-7	See note, table E-69.
Item number (1-26)	8-9	Sequence number assigned by reporting activity.
Sub-number (a-z)	10	Sub-sequence number.
Commodity identification	11-36	Name of materiel stored.
Inventory class	37-39	See note 1, left justified.
Storage type	40-41	See note 2.
Gross space allotted	42-49	In square feet.
Gross space occupied	50-57	In square feet.
Short tons quantity	58-65	Right justified.
Outbound report number	66-69	Last outbound storage report number issued by the installation prior to the end of the reporting period.
Receiving report number	70-73	Last receiving report number issued by the installation prior to the end of the reporting period.
Blank	74-80	Leave blank.

Notes:

Inventory class:
 SCM—Strategic and critical materiel
 D—Defense materiel
 CCC—Commodity credit corporation
 NDS—Domestic minerals
 NDS—National defense stockpile
 Storage type:
 WH—Warehouse
 OI—Open improved
 OU—Open unimproved
 TA—Tank
 SH—Shed
 IG—Igloo
 VA—Vault
 MS—Magazine
 HC—Heated or controlled humidity

Table E-71
DIC BB6, Second Input Record for Report of Strategic and Critical Materiel

Field legend	Record pos.	Entry and instructions
Document identifier code	1-3	Enter BB6.
Reporting installation code	4-7	See note, table E-69.
Category number	8-9	See note.
Commodity identification	10-35	In-the-clear name of materiel when category 06-99 is used in rp 8-9.
Short ton quantity	36-43	Right justified.
Rate per short ton	44-48	In dollars and cents. Right justified.
Blank	49-80	Leave blank.

Notes:

Category number:
 01—Commodity Class I
 02—Commodity Class II
 03—Commodity Class III
 04—Commodity Class IV
 05—Commodity Class V
 06-99 will be used to identify materiel other than Class I-V, and will be identified by name in cc 10-35.

Table E-72
DIC BB9, Mobilization DODAAC/UIC File Data

Field Legend	Record position	Entry and instructions
DIC	1-3	BB9 (Constant).
Mobilization Station Code	4-5	Enter the Mobilization Station Code of activity.
Action Code	6	A - Add C - Change D - Delete
Blank	7	Leave blank.
DODAAC	8-13	Enter DODAAC of activity.
Unit Name	14-48	Enter the official unit name.
Blank	49-51	Leave blank.
UIC	52-57	Enter Unit Identification Code.
Transaction Date	58-62	Enter transaction date.
Blank	63-80	Leave blank.

Table E-73
DIC BBC, Consolidated Shipment Status

Field Legend	Record position	Entry and instructions
Document identifier code	1-3	DIC BBC.
Routing identifier code	4-6	RIC of shipping depot.
Partial indicator	7	"Z" for CCP shipments. "F" or "P" for shipments from other depots.
TCN of highest level of consolidation	8-24	TCN applied to the line item for the highest level of consolidation within a van or pallet, (e.g., minipallet, multiwall container, consolidated box). If not consolidated within a van or pallet, enter the TCN shown in shipment status.
Quantity	25-29	Quantity of the item being shipped. For ammunition items in FSG 13, quantities exceeding 99,999 will be expressed in thousands by placing an "M" in rp 29. Example. A quantity of 1,950,000 would be expressed as 1956M (11950 in rp 25-28 and an "M" in rp 29). The "M" modifier is an optional feature that can be applied inter-Service/agency and by agreement, inter-Service/agency.
Document number	30-43	As shown in requisition.
Suffix code	44	Suffix code when the requisitioned quantity is divided into separate supply actions. When it is not divided, leave this field blank.
Supplementary address	45-50	Duplicate from the requisition.
CCP receipt date	51-53	Day this was received at CCP.
CCP ship date	54-56	Day this line was shipped from the CCP.
Project code	57-59	As shown in the requisition.
Priority designator	60-61	As shown in the requisition.
Transportation control number	62-77	TCN of the container, Air Force 463L pallet or minipallet.
Port of embarkation	78-80	RIC of shipping POE.

Table E-74
DIC BBD, Depot Challenge to Packaging Data

Field legend	Record Pos.	Entry and instructions
Document identifier code	1-3	DIC BBD.
Blank	4	Leave blank.
National item identification number	5-13	Enter.
Blank	14	Leave blank
Level of preservation	15	A, B, or C as found on materiel markings, If materiel is not marked, input N.
Blank	16	Leave blank.
Quantity unit pack	17-22	Enter actual QUP in columns 17-19, but if QUP exceeds 999, format in accordance with AR 708-1, chapter 7-31, and enter in columns 17-22. If the QUID does not exceed 999, 20-22 will be left blank.
Blank	23	Leave blank.
Maximum unit pack weight	24-28	To the nearest tenth pound. When weight exceeds 9999.9 pounds, see AR 708-1 for format. The decimal will not be shown.
Blank	29	Leave blank.
Maximum unit pack length	30-33	To the nearest tenth inch. When length exceeds 999.9 inches see AR 708-1, chapter 7-31, for format. The decimal will not be shown.
Maximum unit pack width	34-37	To the nearest tenth inch. When width exceeds 999.9 inches, see AR 708-1, chapter 7-11, for format. The decimal will not be shown.
Maximum unit pack depth	38-41	To the nearest tenth inch. When depth exceeds 999.9 inches see AR 708-1, chapter 7-31, for format. The decimal will not be shown.
Blank	42	Leave blank.

**Table E-74
DIC BBD, Depot Challenge to Packaging Data—Continued**

Field legend	Record Pos.	Entry and instructions
Maximum unit pack cube	43-49	An optional entry. Cube will be automatically calculated from the length, width, and depth if not entered here. Input format is to the nearest thousandth cubic foot. When cube exceeds 9,999,999 cubic feet, see AR 708-1, for format. Comma and decimal will not be shown.
Blank	50-80	Leave blank.

**Table E-75
DIC BBE, Reply to Depot Challenge to Packaging Data**

Field legend	Record pos.	Entry and instructions
Document identifier code	1-3	Enter BBE.
Blank	4	Leave blank.
Originator code	5-6	AMDF file originator (PICA or SICA).
Blank	7	Leave blank.
RIC (to)	8-10	Depot originating challenge.
Blank	11	Leave blank.
NIIN	12-20	National item identification number.
Blank	21	Leave blank.
LOP	22	Level of preservation submitted by the depot.
Blank	23	Leave blank.
Reply code	24	See note below for codes.
Blank	25	Leave blank.
Reply statement	26-72	See note for statements.
Blank	73-80	Leave blank.
Reply code		Reply statements
C		QUP does not match QUP in CCSS, cannot use data.
D		Invalid NIIN—No record of this item.
E		Challenge rejected – NSNMDR data is valid.
F		Data rejected – incorrect format.
G		Rejected – matches an active challenge.
H		Rejected – data does not differ by at least 5%.

**Table E-75-1
DIC BBG, Materiel Release Order Receipt Acknowledgement—Test**

Field legend	Record position	Entry and instructions
Document identifier code	1-3	Enter BBG.
RIC (To)	4-6	RIC of the activity to receive the DIC BBG. (Assigned from rp 67-69 of the DIC A5_.)
M&S Code	7	As shown in DIC A5_.
Stock or part number	8-22	As shown in DIC A5_.
Unit of issue	23-24	As shown in DIC A5_.
Quantity	25-29	As shown in DIC A5_.
Document number	30-43	As shown in DIC A5_.
Suffix code	44	As shown in DIC A5_.
Supplementary address	45-50	As shown in DIC A5_.
Blank	51-66	Optional. Leave blank, or enter data as shown on the DIC A5_.
RIC (From)	67-69	Enter RIC of activity generating the DIC BBG. (Assigned from rp 4-6 of the DIC A5_.)
Blank	70-80	Optional. Leave blank, or enter data as shown on the DIC A5_.

Table E-76
DIC BBJ, Maintenance Stabilized Rates Program Financial Planning Data Format A (Maintenance Rates)

Field Legend	Record position	Entry and instructions
Document identifier code	1-3	BBJ
Type action code	4	Enter as directed by DESCOM
Fiscal year	5-6	Enter as directed by DESCOM
Reserved	7-16	Spaces
Depot code	17-18	Enter as directed by DESCOM
Reserved	19-23	Spaces
Cost center code	24-28	Enter as directed by DESCOM
Director labor rate	29-33	Enter as directed by DESCOM
Within shop rate	34-38	Enter as directed by DESCOM
Above shop rate	39-43	Enter as directed by DESCOM
IBOE rate	44-48	Enter as directed by DESCOM
GAE rate	49-53	Enter as directed by DESCOM
Reserved	54-79	Spaces
Identifier	80	A

Table E-77
DIC B8J, Maintenance Stabilized Rates Program Financial Planning Data Format B (Maintenance General Data)

Field Legend	Record position	Entry and instructions
Document identifier code	1-3	BBJ
Type action code	4	Enter as directed by DESCOM
PRON	5-16	Enter as directed by DESCOM
Depot code	17-18	Enter as directed by DESCOM
Reserved	19-23	Spaces
NSN	24-40	Enter as directed by DESCOM
End item code	41-43	Enter as directed by DESCOM
WAC	44-45	Enter as directed by DESCOM
Customer code	46-47	Enter as directed by DESCOM
Noun/description	48-65	Enter as directed by DESCOM
Program quantity	66-74	Enter as directed by DESCOM
Reserved	75-79	Spaces
Identifier	80	B

Table E-78
DIC BBJ, Maintenance Stabilized Rates Program Financial Planning Data Format C (Maintenance Cost Data)

Field Legend	Record position	Entry and instructions
Document identifier code	1-3	BBJ
Type action code	4	Enter as directed by DESCOM
PRON	5-16	Enter as directed by DESCOM
Depot code	17-18	Enter as directed by DESCOM
Reserved	19-23	Spaces
Direct materiel costs	24-32	Enter as directed by DESCOM
Direct materiel costs productivity factor	33-36	Enter as directed by DESCOM
Other direct costs	37-45	Enter as directed by DESCOM
Other direct costs productivity factor	46-49	Enter as directed by DESCOM
Sequence number	50-53	Enter as directed by DESCOM
Reserved	54-64	Spaces
Man-hour standard summary	65-71	Enter as directed by DESCOM
Projected standard	72-78	Enter as directed by DESCOM
Reserved	79	Space
Identifier	80	C

**Table E-79
DIC BBJ, Maintenance Stabilized Rates Program Financial Planning Data Format D (Maintenance Detail Man-hour Data)**

Field Legend	Record Position	Entry and instructions
Document identifier code	1-3	BBJ
Type action code	4	Enter as directed by DESCOM
PRON	5-16	Enter as directed by DESCOM
Depot code	17-18	Enter as directed by DESCOM
Reserved	19-24	Spaces
Cost center code	25-29	Enter as directed by DESCOM
Man-hour standard	30-36	Enter as directed by DESCOM
Cost center code	37-41	Enter as directed by DESCOM
Man-hour standard	42-48	Enter as directed by DESCOM
Cost center code	49-53	Enter as directed by DESCOM
Man-hour standard	54-60	Enter as directed by DESCOM
Cost center code	61-65	Enter as directed by DESCOM
Man-hour standard	66-72	Enter as directed by DESCOM
Reserved	73-79	Spaces
Identifier	80	D

**Table E-80
DIC BBJ, Maintenance Stabilized Rates Program Financial Planning Data Format E (Maintenance Narrative)**

Field Legend	Record Position	Entry and instructions
Document identifier code	1-3	BBJ.
Type action code	4	Enter as directed by DESCOM
PRON	5-16	Enter as directed by DESCOM
Depot code	17-18	Enter as directed by DESCOM
Reserved	19-23	Spaces
Transaction sequence	24-25	Enter as directed by DESCOM
Narrative	26-79	Enter as directed by DESCOM
Identifier	80	E

**Table E-81
DIC BBK, Supply Stabilized Rates Program Financial Planning Data Format A (Supply Rates)**

Field Legend	Record Position	Entry and instructions
Document identifier code	1-3	BBK
Type action code	4	Enter as directed by DESCOM
Fiscal year	5-6	Enter as directed by DESCOM
Reserved	7-16	Spaces
Depot code	17-18	Enter as directed by DESCOM
Reserved	19-23	Spaces
Cost center code	24-28	Enter as directed by DESCOM
Direct labor rate	29-33	Enter as directed by DESCOM
Within shop rate	34-38	Enter as directed by DESCOM
Above shop rate	39-43	Enter as directed by DESCOM
IBOE rate	44-48	Enter as directed by DESCOM
GAE rate	49-53	Enter as directed by DESCOM
Reserved	54-79	Spaces
Identifier	80	A

**Table E-82
Supply Stabilized Rates Program Financial Planning Data Format B (Supply Narrative) (DIC BBK)**

Field Legend	Record Position	Entry and instructions
Document identifier code	1-3	BBK
Type action code	4	Enter as directed by DESCOM
PRON	5-16	Enter as directed by DESCOM
Depot code	17-18	Enter as directed by DESCOM
Reserved	19-23	Spaces
Transaction sequence	24-25	Enter as directed by DESCOM
Narrative	26-79	Enter as directed by DESCOM
Identifier	80	B

Table E-83
DIC BBK, Supply Stabilized Rates Program Financial Planning Data Format C (Supply Cost Date)

Field Legend	Record Position	Entry and instructions
Document identifier code	1-3	BBK
Type action code	4	Enter as directed by DESCOM
PRON	5-16	Enter as directed by DESCOM
Depot code	17-18	Enter as directed by DESCOM
Direct material costs	19-27	Enter as directed by DESCOM
Direct material costs productivity factor	28-31	Enter as directed by DESCOM
Other direct costs	32-40	Enter as directed by DESCOM
Other direct costs productivity factor	41-44	Enter as directed by DESCOM
Program quantity	45-51	Enter as directed by DESCOM
Sequence number	52-63	Enter as directed by DESCOM
Standard man-hour summary	64-71	Enter as directed by DESCOM
Projected standard	72-79	Enter as directed by DESCOM
Identifier	80	C

Table E-84
DIC BBK, Supply Stabilized Rates Program Financial Planning Data Format D (Supply Detail Man-hour Data)

Field Legend	Record Position	Entry and instructions
Document identifier code	1-3	BBK
Type action code	4	Enter as directed by DESCOM
PRON	5-16	Enter as directed by DESCOM
Depot code	17-18	Enter as directed by DESCOM
AMS code	19-25	Enter as directed by DESCOM
Cost center code	26-30	Enter as directed by DESCOM
Standard man-hours	31-38	Enter as directed by DESCOM
AMS code	39-45	Enter as directed by DESCOM
Cost center code	46-50	Enter as directed by DESCOM
Standard man-hours	51-58	Enter as directed by DESCOM
AMS code	59-65	Enter as directed by DESCOM
Cost center code	66-70	Enter as directed by DESCOM
Standard man-hours	71-78	Enter as directed by DESCOM
Reserved	79	Space
Identifier	80	D

Table E-85
DIC BBT, Preplanned Supply Movement Requirement Data (NICP)

Field legend	Record position	Entry and instructions
Document identifier code	1-3	Enter DIC BBT.
Using organization code	4	Enter the Service or Allied Organization that will be the user of this requirement. Codes are displayed on page T-7-B-3 of the AMC LP&P.
Type cargo movement code	5	Enter the appropriate code from the table on page T-7-B-3 of the AMC LP&P.
Sequence number	6-10	Enter a consecutive sequential number. This number cannot be repeated for the same using organization code and type of cargo movement code. Entry must be numeric and right justified. Leading blanks will be zero filled.
Origin geographic location	11-14	Enter the geographic location code for the expected supply origin point for the cargo.
Mode of transport to POE	15	Enter 'X' for Class V shipments which originate at the POE. All others leave blank.
Source of transport to POE	16	Enter X for Class V shipments which originate at the POE. All others leave blank.
Destination required delivery date (RDD)	17-20	Enter the RDD shown in the AMC LOGPLAN supply schedule.
Cargo category code	21-23	Enter the appropriate code from Table 3 on page T-7-B-3-1 of the AMC LP&P.
Heavy lift dimension code	24	Enter the appropriate code from Table 4 on page T-7-B-3-1 of the AMC LP&P.
Supply class/subclass	25-26	Enter the supply class and subclass code. Applicable codes are shown in Table 5 on page T-7-B-5-1 of the AMC LP&P.
Cargo square feet	27-32	Enter the number of square feet of deck space required for transportation of the cargo when the first position of the cargo category code is A, B, C, D, K, or L. Otherwise zero fill.
Cargo weight	33-38	Enter the total number of short tons to the nearest tenth for the cargo being described. If containerized, do not include container weight. Must be numeric and right justified.

Table E-85
DIC BBT, Preplanned Supply Movement Requirement Data (NICP)—Continued

Field legend	Record position	Entry and instructions
Cargo cube (MTONS)	39-44	Enter the total number of whole measurement tons of the cargo being described. If blank, SIMA will compute an MTONS figure.
Cargo bulk POL (CBBLS)	45-50	Enter the amount of bulk POL, in hundreds of barrels, in the cargo being described. Zero fill when not used.
Project code	51-53	Enter the project code displayed in the AMC LOGPLAN supply schedule.
Providing organization	54	Enter the applicable providing organization code. Valid codes are shown on page T-7-B-11 of the AMC LP&P.
Fuel type code	55-57	Enter the appropriate fuel type code. Otherwise, zero fill.
Plan identification code	58-59	Enter the applicable LOGPLAN identification code. Valid codes are shown in page A-3-3 of the AMC LP&P.
Inventory manager code	60-62	Enter the originating inventory manager's RIC.
Shortfall code	63	Enter an X in this field indicating that the cargo described in this record is short failed.
Blank	64-80	Leave blank.

Table E-86
DIC BBU, Preplanned Supply Requirements and Capability Data

Field legend	Record position	Entry and instructions
Document identifier code	1-3	Enter DIC BBU.
Routing identifier code	4-6	Enter the RIC of the item manager for the item in rp 9-21.
Supply class/subclass	7-8	Enter supply class and subclass of supply code for stock number in record positions 9-21. Zero fill position 8 if no subclass of supply.
National stock number	9-21	Enter the NSN of the item. DODAC will be entered for conventional ammunition.
Item nomenclature	22-31	Enter noun of item in record positions 9-21. Left justify.
Unit of issue	32-33	Self-explanatory
Required quantity	34-41	Enter computer quantity required to support project code in record positions 88-90. Precede significant numerics by zeros. Right justify.
Theater on-hand quantity	42-49	Enter quantity on-hand in theater to meet required quantity in record positions 34-41. On-hand quantities include PWRMS, peacetime operating stocks, and assets in transit. If theater on-hand quantity exceeds required quantity, show required quantity and theater on-hand quantity as being equal. Precede significant numerics by zeros. Right justify.
CONUS on-hand quantity	50-57	Enter quantity of wholesale level stocks on-hand in CONUS: e.g., AMC, DLA, GSA supplied items, to fulfill the net quantity required (net required quantity, required quantity, theater on-hand quantity). Precede significant numerics by zeros. Right justify.
Shortfall quantity	58-65	Enter required quantity that cannot be met from theater and CONUS on-hand stocks. Precede significant numerics by zeros. Right justify.
Unit weight	66-72	Enter unit weight for item in record positions 9-21. Round entries to next highest tenth of a pound. Precede significant numerics by zeros. Right justify.
Unit cube (feet)	73-79	Enter unit cube for item in record positions 9-21. Round entries to next highest tenth of a foot. Precede significant numerics by zeros. Right justify.
Unit cost (dollars)	80-87	Enter unit cost for item in record positions 9-21. Round entries to next highest tenth of a dollar. Precede significant numerics by zeros. Right justify.
Project code	88-90	Enter three digit project code shown in AMC LOGPLAN.
Date prepared	91-94	Enter Julian date of supply computation.
Appropriation and budget activity account code	95	Enter number two position of the Army materiel category code prescribed by Section II, Appendix A, AR 710-1.
Required delivery date	96-99	Enter required delivery date shown in AMC LOGPLAN supply schedule
Geolocation code	100-103	Enter destination country code.

Table E-87
DIC BBV, Automatic Supply Requirement(Theater War Reserve Level)

Field legend	Record pos.	Entry and instructions
Document identifier code	1-3	DIC BBV.
Routing identifier code	4-6	Enter RIC of ICP responsible for stock number.
Supply category materiel code	7-8	Enter class of supply applicable.
Stock number	9-21	Enter the stock number.
Blank	22-23	Leave blank.
Noun of Item	24-33	Enter name.
Unit of issue	34-35	Enter unit of issue.
Level quantity	36-43	Quantity required to support the total MACOM requirement.
Gross weight	44-51	Enter total weight, rounded to the next highest tenth of a pound, for the total quantity of the item to be shipped.
Gross cubic feet	52-58	Enter total cubic feet, rounded to the next highest tenth of a cubic foot, for the total quantity of the item to be shipped.
Cost	59-65	Enter the total cost in dollars, rounded off to the next highest dollar, Right justify and zero fill.
MILSTRIP or ABF project code	66-68	Enter project code from Operational Plans.
Date prepared	69-72	Julian date of supply support requirements computation.
Transaction code war reserve	73	Code 1 add, Code 2 delete, Code 3 change.
Blank	74-79	Leave blank.
Appropriation and budget activity account (ABA) code	80	Perpetuate ABA code provided by AMC/MS/LPSA.

Table E-88
DIC BBW, Depot Supply Requirement Data

Field legend	Record pos.	Entry and instructions
Document identifier code	1-3	DIC BBW.
Routing identifier code (to)	4-6	Enter RIC.
Supply class/sub class	7-8	Enter correct class.
National stock number	9-21	Enter correct number.
Plan-ID	22-23	The list of two digit plan ID codes is classified.
Nomenclature	24-33	Enter correct item.
Unit of issue	34-35	Enter.
On-hand quantity (packed)	36-43	Enter total.
Gross weight (packed)	44-51	Enter total weight.
Blank	52-68	Leave blank.
Project code	59-61	Enter project code.
CONUS terminal arrival date	62-65	Enter Julian date.
Type action code	66	Enter action code.
Providing organization code	67	Enter.
Total dollar value (packed)	68-77	Enter total.
Depot code	78-80	Use code "AAA" to identify theater offset (on hand in theater).

Table E-89
DIC BBX, Interchange Requirement Data, End Item or Article

Field legend	Record pos.	Entry and instructions
Document identifier code	1-3	Enter DIC BBX.
Routing identifier code (to)	4-6	RIC of the item manager to receive transaction.
Type of action code	7	Code 1 for addition or Code 2 for deletion.
National stock number	8-22	Enter the Correct NSN.
Unit of issue	23-24	Enter.
Nomenclature	25-34	Enter noun, model type, and series.
Project code	35-37	Enter project code indicated in the LOGPLAN.
Allowances of end items/articles	38-42	Enter the allowances of end item/article (rp 8-22) per end item identified in rp 43-57. Right justified.
End item national stock number	43-57	Enter the NSN of the end item as reflected in the ERD/EDD received from DESCOM.
End item density (quantity)	58-62	Enter the density of the end item as reflected on ERD/EDD received from DESCOM for this project code only. Right justified.
Total quantity of end items/articles	63-68	Enter the total quantity of end items/articles computed.
Routing identifier code	69-71	Enter the RIC of the item manager preparing the transaction.
Date	72-75	Enter the date the transaction is prepared.
Blank	76-80	Leave blank.

Table E-90
DIC BBY, Secondary Item Interchange Data

Field legend	Record pos.	Entry and instructions
Document identifier code	1-3	Enter DIC BBY.
Routing identifier code (to)	4-6	RIC of the item manager to receive transaction.
Type of action code	7	Code 1 for addition or Code 2 for deletion.
National stock number	8-22	The stock number of the secondary item required to support the end item identified in rp 43-57. Left justified with leading zeroes.
Unit of issue	23-24	Self-explanatory.
Nomenclature	25-34	Short description of the repair part. Use approved Army abbreviations. Left justify.
Project code	35-37	Enter the project code indicated in AMC LOGPLAN.
Maintenance allowance	38-42	When applicable, enter the maintenance allowance of the item identified in rp 8-22. Allowance is expressed in terms of the number of items required per 100 end items/articles identified in rp 43-57. Right justify.
End item national stock number	43-57	The NSN of the end item to which the item is applicable. Left justify.
End item quantity	58-62	Enter the quantity of the end item recorded in rp 43-57 to be supported. Right justified.
Total quantity of	63-68	Enter the total secondary items quantity of secondary items computed to be required in support of the end item/article recorded in rp 43-57.
Routing identifier code (from)	69-71	RIC of preparing item manager.
Date of preparation	72-75	Date of record preparation. First position reflects the last digit of the calendar year followed by the Julian date.
Class of supply	76-77	Enter the class of supply code applicable to the NSN recorded in rp 8-22 in position 76. When applicable, enter the subclass of supply code in position 77, otherwise leave blank.
Blank	78	Leave blank.
Plan identification	79-80	Two-position alpha (assigned by AMC).

Table E-91
DIC BCA, Procurement Price Variance List

Field Legend	Record position	Entry and instructions
Routing identifier code (to)	4-6	RIC of the ICP to which the transaction is being sent.
National stock number/part number	7-21	Self explanatory
Short nomenclature	22-31	Self explanatory
Blank	32	Self explanatory
Contract no	33-45	Self explanatory
Quantity	46-50	Self explanatory
Contract unit of issue	51-52	Self explanatory
Contract unit price	53-60	Self explanatory
Blank	61	Self explanatory
Standard unit of issue (AMDF)	62-63	Self explanatory
Standard unit price (AMDF)	64-71	Self explanatory
Routing identifier code (from)	72-74	RIC of the depot from which the transaction is being sent.
Blank	75-80	Blank

Table E-92
DIC BDA, Serial Number Control Transaction for Detector Chemical Cell

Field Legend	Record position	Entry and instructions
Document identifier code	1-3	BDA
Routing identifier code	4-6	B14
Transaction code	7	Enter applicable transaction code. Transaction codes are as follows: <i>B Initial registration.</i> To register/add serial numbers/cells, currently in the system, to the master file. <i>C Inventory adjustment gain.</i> Reports inventory gain of serial numbered cells previously reported as inventory loss or theft. <i>D Shipment cancellation.</i> Used by reporting activities to notify the DOD central registry to reverse the shipment transaction and pick the serially numbered item back-up on the reporting activity file. <i>E Reconciliation.</i> Used in annual reconciliation with the DOD central registry. <i>F Shipment to Grant Aid/FMS.</i> Used for issues of cells/detectors directed under Grant Aid/FMS. <i>L Inventory adjustment loss.</i> Reports inventory adjustment after initial investigative requirements have been completed to report of survey.

Table E-92
DIC BDA, Serial Number Control Transaction for Detector Chemical Cell—Continued

Field Legend	Record position	Entry and instructions
		N <i>Shipment to other agencies.</i> Reports shipments to activities outside the control of DOD. This would include shipments to civilian activities, non-DOD Government activities, and non-reporting (classified) military activities. (Excludes FMS or grant aid.)
		P <i>Procurement gain.</i> Prepared by manufacturer for initial registration and shipment.
		Q <i>Notification of suspected loss.</i> Reports potential loss or stolen cell, serious incident report initiated, investigative report of survey is in process.
		R <i>Confirms receipt of cell and/or cell and detector</i>
		S <i>Shipment.</i> Reports shipment from one DOD reporting activity to another.
		V <i>Demilitarization.</i> Used by demilitarization activities to report demilitarization of cell through destruction of the cell in accordance with AR 385-11.
		W <i>Wipe test results.</i> Used by the reporting activities to report the results of the wipe test to the central registry.
		X <i>Cell removal.</i> Used by reporting activities to report the removal of a serial numbered cell from a detector.
		Y <i>Cell insertion.</i> Used by the reporting activities to report the insertion of a serial numbered cell into a serial numbered detector.
Cell serial number	8-18	Enter serial number of cell.
Service identification	19	Enter service identification as follows: a. Enter "1" for Army b. Enter "2" for Navy c. Enter "3" for Marine Corps d. Enter "4" for Air Force
Document number	20-33	Optional/as required.
Document number suffix	34	As required.
Wipe test date	35-39	Enter date of wipe test.
Reporting activity DODAAC	40-45	Enter DODAAC assigned to reporting activity.
Blank	46	Blank.
Owning activity	47-52	Enter DODAAC of activity owning the cell.
Blank	53	Blank.
Ship to Activity	54-59	Enter DODAAC of activity shipped to.
Detector serial number	60-70	Identify serial number of the detector containing the cell when applicable.
Wipe test result	71-73	Enter MCI reading of cell as applicable.
Blank	74-75	Blank.
Transaction date	76-80	Enter date of transaction. a. rp 76-77-Year b. b. rp 78-80-Julian Date

Table E-93
DIC BDB, Serial Number Tracking of Controlled Cryptographic Items

Field Legend	Record position	Entry and instructions
Document identifier code	1-3	BDB
Routing identifier code	4-6	B56
Transaction code	7	Enter applicable transaction code
National stock number	8-22	Enter applicable NSN
Reserved	23-29	Spaces
Document number	30-43	Enter applicable number
Suffix code	44	Enter suffix code for multiple actions
Ship to activity	45-50	Enter DODAAC of activity shipped to
Reporting activity	51-56	Enter DODAAC of reporting activity
Item serial number	57-67	Enter serial number of item
Reserved	68	Space
Owning activity	69-74	Enter DODAAC of activity in possession of the item
Reserved	75	Space
Transaction date	76-80	Enter 2-digit year in rp 76-77 and Julian date in rp 78-80

**Table E-94
DIC BDD, Shipment Detail Lift Notice**

Field legend	Record position	Entry and instructions
Document identifier code	1-3	DIC BDD.
Routing identifier code (port of debarkation)	4-6	RIC of the oversea discharge terminal through which the shipment will be moved.
Signal code	7	Take from the shipment status transaction.
Shipment unit TCN	8-24	TCN applied to the line item for the highest level of consolidation with a van or pallet (e.g., mini pallet, multiwall container, and consolidated box). If not consolidated within a van or pallet, enter the TCN shown in shipment status.
Stock or part number	8-22	Take from the shipment status transaction (ILP only).
Unit of issue	23-24	Take from the shipment status transaction (ILP only).
Quantity	25-29	Take from the shipment status transaction.
Document number	30-43	Take from the shipment status transaction.
Suffix code	44	Take from the shipment status transaction.
Supplementary address	45-50	Take from the shipment status transaction.
Project code	51-53	Take from the shipment status transaction.
Date of lift	54-56	Consecutive calendar day of year the materiel was lifted.
TCN	57-73	TCN for the van or pallet. When no van or pallet is used, the TCN for the highest level of consolidation identified to the DTS. For IL shipments, enter the TCN shown in shipment status.
Carrier container designator	74-75	Carrier designator received from MTMC.
Container, flight, or vessel number	76-80	Container number for surface shipments, the flight number for air shipments, or the vessel voyage number for loss shipments.

**Table E-95
DIC BDE, CCISP Multifield Correction Format**

Field Legend	Record Position	Entry and Instructions
Document identifier code	1-3	DIC BDE.
RIC (To)	4-6	Enter RIC B56.
Transaction code	7	Enter K (constant).
NSN	8-22	Enter NSN on master file.
Blank	23	Leave blank.
Reporting activity of record	24-29	Enter DODAAC of reporting activity of record.
CCI end item serial number	31-41	Enter serial number on DA registry master file.
Corrected NSN	42-56	Enter new NSN if applicable or leave blank.
Blank	57	Leave blank.
Corrected accountable activity	58-63	If applicable, enter new or corrected DODAAC of SRA/property book owning or possessing CCI end items. Otherwise, leave blank.
Blank	64	Leave blank.
Corrected serial number	65-75	Enter new serial number, if applicable. Otherwise, leave blank.
Transaction date	76-80	Enter 2-digit year in rp 76-77 and 3-digit Julian date in rp 78-80

**Table E-96
DIC BDF, CCISP Reconciliation or Cyclic Reject Transaction Format**

Field Legend	Record Position	Entry and Instructions
Document identifier code	1-3	DIC BDF.
RIC (To)	4-6	Enter RIC identifying the activity to receive the follow-up.
Transaction code	7	Perpetuate data from rejected transaction.
NSN	8-22	Perpetuate data from rejected transaction.
Reject error code	23-24	Enter proper error transaction code from table 4-32 in AR 710-3.
Follow-up code	25-27	Enter proper error transaction code for follow-ups from table 4-32 in AR 710-3.
Document number	30-43	Perpetuate data from rejected transaction.
Suffix code	44	Perpetuate data from rejected transaction.
DODAAC shipped to/received from	45-50	Perpetuate data from rejected transaction.
DODAAC reporting activity	51-56	Perpetuate data from rejected transaction.
Serial number	57-67	Perpetuate data from rejected transaction.
Blank	68	Leave blank (see note).
Owning activity	69-74	Enter DODAAC of SRA/PBO owning or possessing CCI end item or perpetuate
Blank	75	Leave blank (see note).
Transaction date	76-80	Perpetuate from BDE document.

Notes:

Storage activities or depots may use rp 68-85 to identify the storage location.

Table E-97
DIC BE3, CA Supply Status

Field Legend	Record Position	Entry and instructions
Document identifier code	1-3	BE3 (DAAS converts to XE3 when passing to the LOGSA.)
Routing identifier code	4-6	Same as applicable AE_ transaction.
Media and status code	7	Same as applicable AE_ transaction.
Stock number	8-22	Repeat.
Unit of issue	23-24	Repeat.
Quantity	25-29	Repeat.
Document number	30-43	Repeat.
Demand code	44	Repeat.
Supplementary address	45-50	Repeat.
Signal code	51	Repeat.
Fund code	52-53	Repeat.
Distribution code	54-56	
(Blank)	(54)	Blank
	(55-56)	Same as applicable AE...
Project code	57-59	Repeat.
Priority designator code	60-61	Repeat.
Transaction date	62-64	Repeat.
Status code	65-66	CA
Routing identifier code	67-69	Same as applicable AE
Estimated shipping date	70-73	Repeat.
Unit price	74-80	Repeat.

Table E-98
DIC BE9, Image of an Activated Pre-Positioned Requisition

Field legend	Record position	Entry and instructions
Document identifier code	1-3	Enter BE9.
Routing identifier code	4-6	Enter RIC of NICP/SICC generating this transaction.
All fields	7-80	Data perpetuated from the OPLAN, or MOB station/training base pre-positioned requisition. (See table E-2.)

Notes:

Record positions 79-80 used by NICP/SICC should not be significant to the requisitioner.

Table E-99
DIC BEA, Ammunition Shipment Carrier Code

Field legend	Record pos.	Entry and instructions
Document identifier code	1-3	DIC BEA.
Routing identifier code (to)	4-6	RIC of the activity receiving this document.
Routing identifier code (from)	7-9	RIC of the activity originating this document.
Shipment TCN	10-26	Enter.
Blank	27	Leave blank.
Mode	28	Code identifying the mode of transportation.
GBL number	29-36	Enter.
Date shipped	37-41	Enter.
Estimated time arrival	42-47	Enter.
Origin carrier	48-51	Code identifying original carrier.
Second carrier	52-55	Code identifying second carrier.
Third carrier	56-59	Code identifying third carrier.
Fourth carrier	60-63	Code identifying fourth carrier.
Fifth carrier	64-67	Code identifying fifth carrier.
Car/trailer number	68-77	Enter applicable number.
Port of embarkation (POE)	78-80	RIC of the POE.

Table E-100
DIC BEE, Retrograde Processing Point(RPP) TCN Cross Reference Notice

Field legend	Record pos.	Entry and instructions
Document identifier code	1-3	DIC BEE.
RPP routing identifier code	4-6	Enter.
Processing code	7	Process code as follows: Z-Initial shipment from CCP for intermediate TCN. D-Identifies consolidated TGN to be deleted. C-Identifies consolidated TCN which replaces previous consolidated TCN for the intermediate TCN. I-Identifies incorrect intermediate TCN to be corrected by replacement TCN.
Intermediate TCN/old TCN	8-24	Shipment unit TCN.
Blank	25-43	Leave blank.
Consolidated TCN/new TCN	44-60	Consolidated TCN from shipment consolidation point.
Port of debarkation (air/surface)	61-63	RIC of the air/surface port of debarkation
Blank	64-80	Leave blank.

Table E-101
DIC BEF, Retrograde Break Bulk Point(RBBP) Receipt/Shipment Notice

Field legend	Record pos.	Entry and instructions
Document identifier code	1-3	DIC BEF.
Process code	4	Process code as follows: R-identifies date of materiel received by RBBP. S-Identifies date of materiel transhipped by the RBBP. C-Identifies BBPR/BBPS date, and or consolidated TCN/GBL TCN to be changed. D-Identifies consolidated GBL TCN and BBPR/BBPS to be deleted.
Carrier code	5-8	Applicable code.
Consignor (BBP)	9-14	BBP address code.
RBBP receipt date	15-18	Date materiel received at RBBP.
Blank	19-26	Leave blank.
Ship mode	27	Code identifying mode of transportation.
Blank	28-29	Leave blank.
BBP shipment TCN/consolidated TCN	30-46	Break bulk point shipment unit TCN.
Consignee	47-52	Activity address code of ultimate receiver.
Transportation priority	53	Priority designator from BBP.
Unit weight	54-58	Weight of unit.
Blank	59	Leave blank.
RBBP ship date	60-63	Date materiel shipped from retrograde break bulk point.
Intermediate TCN	64-80	Shipping unit TCN.

Table E-102
DIC BEH, Ammunition Shipment TCN

Field legend	Record pos.	Entry and instructions
Document identifier code	1-3	DIC BEH.
Routing identifier code (to)	4-6	RIC of the activity to which the document is sent
Routing identifier code (from)	7-9	RIC of the activity originating the document.
Shipment TCN	10-26	Shipment unit TCN.
Blank	27-29	Leave blank.
Document number	30-43	Perpetuated from source document.
Suffix	44	PFSD.
Lot number	45-60	Enter.
Lot quantity	61-69	Total lot quantity.
Project code	70-72	PFSD.
Blank	73-80	Leave blank.

Table E-102.1
DIC BEI, Retrograde Depot Receipt

Field legend	Record pos.	Entry and instructions
Document identifier code	1-3	Enter BEI
Routing identifier code	4-6	RIC of depot generating the transaction.
Blank	7-29	Leave blank.
Consignee	30-35	DODAAC of depot generating transaction.
GBL or other shipment control number	36-46	Government Bill of Lading or other shipment control number.
Blank	47-68	Leave blank.
Carrier release date	69-72	Enter year 0-9 in rp 69 and julian date 001-366 in rp 70-72.
Blank	73-80	Leave blank

Table E-103
DIC BEK, MRC Part Number Status

Field legend	Record pos.	Entry and instructions
Document identifier code	1-3	DIC BEK.
Originator code	4-5	Must equal AJ, AZ, BD, BF, CD, CL, CT, or CU.
Blank	6-7	Leave blank.
Commercial and government entity code	8-12	Must match CAGEC recorded in CDA part number master file.
Blank	13-14	Leave blank.
Part number	15-46	Must match part number recorded in CDA part number master file.
Blank	47-48	Leave blank.
Status code	49-50	Must equal 2C or 5A if rp 53-65 contains data.
Blank	51-52	Leave blank.
National stock number	53-65	Mandatory entry when rp 49-50 equals 2C or 5A.
Blank	66-68	Leave blank.
Source of supply	69-71	RIC of source of supply.
Blank	72-75	Leave blank.
Julian date	76-80	Transaction preparation date.

Table E-104
DIC BEN, SAILS Reconciliation DODAAC Transaction

Field legend	Record pos.	Entry and instructions
Document identifier code	1-3	DIC BEN.
Routing identifier code	4-6	BY9 or LOGSA.
Blank	7-29	Leave blank.
DODAAC	30-35	DODAAC in recon status.
Blank	36	Leave blank.
Group/installation	37-38	Code of activity submitting.
Blank	39-40	Leave blank.
Recon indicator	41	Enter 1.
Blank	42-64	Leave blank.
Action indicator	65	1 to add and 2 to change.
Blank	66-80	Leave blank.

Table E-105
DIC: BEP, In-Theater Repair/Stock

Field legend	Record pos.	Entry and instructions
Document identifier code	1-3	DIC BEP.
Routing identifier code (from)	4-6	RIC of the activity originating the document.
Media & status code	7	Perpetuated from source document.
National stock number	8-22	PFSD.
Unit of issue	23-24	PFSD.
Quantity	25-29	Quantity confirmed released.
Document number	30-43	PFSD.
Suffix	44	PFSD.
Supplementary address	45-50	PFSD.
Hold code	51	Applicable code.
Fund code	52-53	PFSD.
Port of debarkation (POD)/consolidation containerization point (CCP) code or blank	54-56	RIC of POD/CCP.
Date shipped	57-59	Date materiel shipped.

Table E-105
DIC: BEP, In-Theater Repair/Stock—Continued

Field legend	Record pos.	Entry and instructions
Priority	60-61	PFSD.
TCN	62-76	Enter.
Mode of shipment	77	Code indicating type of transportation used to move the materiel.
Date available for shipment	78-80	Julian Date.

Table E-106
DIC BEQ, Response to SARSS-1 Shipment Status Inquiry from LIF to SARSS-2B

Field legend	Record pos.	Entry and instructions
Document identifier code	1-3	Enter BEQ.
Routing identifier code (SOS)	4-6	Enter RIC of SOS (extract from LIF).
Date record established	7-10	Date document number established on LIF (YDDD from LIF).
Date of last update	11-14	Date document number last updated on LIF (YDDD from LIF).
Depot ship date	15-18	Date shipped from depot (YDDD from LIF).
Central receiving point (CRP) receipt for CONUS or point of debarkation receipt date for O/S	19-22	Date received at CRP or port of debarkation (POD)(YDDD from LIF).
Unit of Issue	23-24	Extract from LIF.
Quantity	25-29	Extract from LIF.
Document number	30-43	Perpetuate from BAO document.
Suffix code	44	Extract from LIF.
Supplementary address	45-50	Extract from LIF.
Status code	51-52	Extract from LIF.
Supply support activity receipt date	53-56	Date received at Supply Support Activity (SSA) (YDDD from LIF).
Master inventory record post date	57-60	Date posted to SSA accountable record (YDDD from LIF).
Blank	61	Leave blank.
Routing identifier code (SARSS-1)	62-64	Enter RIC of SARSS-1 activity which originated the DIC BAO inquiry (perpetuate from DIC BAO).
Consolidated containerization point (CCP) receipt date or consolidation point ship date	65-68	Date received at/shipped from CCP (YDDD from LIF).
Blank	69	Leave blank.
Routing identifier code (SARSS-2B)	70-72	Enter RIC of SARSS-2B which supports the SARSS-1 RIC in rp 62-64 (perpetuate from DIC BAO).
Point of embarkation lift date	73-76	Date lifted from Port of Embarkation (POE) (YDDD from LIF).
Point of debarkation forward	77-80	Date shipped from Port of Debarkation (POD) (YDDD from LIF).

Table E-107
DIC BER, ERF Demand Data

Field legend	Record pos.	Entry and instructions
Document identifier code	1-3	Enter BER.
Blank	4-7	Leave blank.
Stock number	8-24	Select the NSN for which the retention/selection criteria applies.
Blank	25	Leave blank.
Unit of issue	26-27	Unit of Issue as shown on the AMDF for the NSN.
MATCAT	28-32	Materiel category code as shown on the AMDF for the NSN.
Source of supply (SOS)	33-35	SOS as shown on the logistic intelligence file (LIF) record.
Supply CAT. of MTL code	36-37	Supply category of materiel code as shown on LIF.
Demilitarization code	38	Demil code as shown on the AMDF for the NSN.
Essentiality code	39	Essentiality code as shown on the AMDF for the NSN.
Acquisition advice code	40	Acquisition advice code as shown on the AMDF for the NSN.
Recoverability code	41	Recoverability code as shown on the AMDF for the NSN.
Special requirement code	42	Special requirement code as shown on the AMDF for the NSN.
Price signal code	43	Price signal code as shown on the AMDF for the NSN.
Standard unit price	44-50	Standard unit price as shown on the AMDF for the NSN.
Blank	51	Leave blank.
Nomenclature on the AMDF for the NSN.	52-61	Nomenclature as shown
Physical security/pilferage code	62	Physical security/pilferage code as shown on the AMDF for the NSN.
Blank	63-80	Leave blank.

Table E-108
DIC BES, USASAC Air Lift Header/Trailer

Field legend	Record pos.	Entry and instructions
Document identifier code	1-3	DIC BES.
Port of debarkation (POD)	4-6	RIC of POD.
Port of embarkation (POE)	7-9	RIC of POE.
Pieces	10-13	Number of pieces.
Weight	14-18	Weight of the pieces.
Cube	19-22	Cubic ft of the pieces.
Blank	23	Leave blank.
Overlay indicator	24	Enter L or leave blank.
Blank	25-29	Leave blank.
Document number	30-43	Perpetuated from source document (PFSD).
Suffix	44	PFSD.
Flight number	45-51	Flight number assigned from APOE.
Blank	52-63	leave blank.
Air port of embarkation (APOE)	54-56	Date materiel received receipt date at APOE.
APOE lift date	57-59	Date materiel lifted from APOE.
Transportation control number	60-76	Enter.
Change indicator	77	Use C if rp 79-80 have entry or leave blank.
Blank	78	Leave blank.
Requester code	79-80	Applicable code.

Table E-109
DIC BET, Part Number Demand

Field legend	Record pos.	Entry and instructions
Document identifier code	1-3	DIC BET.
Blank	4	Leave blank.
Commercial and government entity code	5-9	Enter.
Blank	10-11	Leave blank.
Part number	12-43	If part number exceeds 32 pos, pos 43 must =dash.
Originator code	44-45	Leave blank for LOGSA.
Routing identifier code	46-48	Enter.
Blank	49-50	Leave blank.
Demands	51-55	Input value must be greater than 2.
Blank	56-57	Leave blank.
Quantity	58-64	Input value must be greater than 2.
Blank	65-73	Leave blank.
Julian date	74-78	LOGSA processing date.
Local purchase	79-80	Can be alpha or blank.

Table E-110
DIC BEV, Ammunition Shipment Lift Data

Field legend	Record pos.	Entry and instructions
Document identifier code	1-3	DIC BEV.
Routing identifier code (to)	4-6	RIC of the activity to which the document is sent.
Routing identifier code (from)	7-9	RIC of the activity originating document.
Shipment TCN	10-26	Enter.
Total pieces	27-30	Enter.
Total weight	31-37	Enter.
Total cube	38-42	Enter.
Container number	43-48	Enter.
Voyage/flight number	49-55	Enter.
Total quantity shipped	56-62	Enter.
Consolidated TCN	63-79	Enter.
Blank	80	Leave blank.

Table E-111
DIC BEW, SAILS ABX Reconciliation Control Transaction

Field legend	Record pos.	Entry and instructions
Document identifier code	1-3	DIC BEW.
Routing identifier code	4-6	BY9.
Batch number	7-9	001-999.
Total number of batches	10-12	001-999.
Card count	13-15	Numeric not to exceed 497.
Blank	16-29	Leave blank.
DODAAC	30-35	W62G3E LCA DODAAC.
Cut-off date	36-40	Numeric rp 36-37 calendar year.
Blank	41-44	Leave blank.
Cycle run date	45-49	Enter date cycle run.
Blank	50-53	Leave blank.
Distribution code	54	Enter; if none, leave blank.
Blank	55-78	Leave blank.
Group code	79-80	Enter group code of activity reconciling.

Table E-112
DIC BEX, Consolidation Notification Status Correction Transaction

Field legend	Record pos.	Entry and instructions
Document identifier code	1-3	DIC BEX.
Routing identifier code	4-6	RIC of the activity from which the shipment was received.
Change indicator	7	Applicable indicator: 1-. Quantity change. 2-. Consolidation TCN deletion. 3-. CCP ship date change. 4-. Intermediate TCN change. 5-. Consolidation TCN change. 6-. Consolidation TCN change with an intermediate TCN. 7-. Consolidated TCN in rp 61-77 is being changed for all intermediate TCN in shipment. 8-. TCN in rp B-24 is being changed for all TCNs in shipment
Transportation control number (TCN)	8-24	Reported/corrected BBC TCN applied to the line for the highest level of consolidation within a van or pallet; or TCN of the container, Air Force 463L pallet or mini-pallet.
Quantity or blank	25-29	Corrected quantity released to the carrier for shipment. When not applicable leave this field blank.
Document number or blank	30-43	Perpetuated from source document or if not applicable leave blank.
Suffix code	44	Use when the requisitioned quantity is divided into separate actions. When it is not divided, leave this field blank.
Supplementary address	45-50	Activity address code of the ship-to address or leave blank.
Consolidated containerization point (CCP) receipt date	51-53	Corrected date the line was received.
Consolidated containerization point (CCP) ship date	54-56	Corrected date the line was shipped from the CCP.
Blank	57-60	Leave blank.
TCN with service code	61-77	Corrected TCN applied to the line for the highest level of consolidation within a van or pallet; or TCN of the container, Air Force 463L pallet or mini-pallet. For consolidation TCN right justify.
Port of embarkation (POE)	78-80	Reported/corrected RIC of receiving POE.

Table E-113
DIC BF1, MACOM Wartime Consumption

Field legend	Record pos.	Entry and instructions
Document identifier code	1-3	DIC BF1.
Project code	4-6	Enter.
National stock number	7-19	Enter
Wartime consumption	20-28	Enter applicable number.
Wartime consumption	29-37	Enter applicable number.
Wartime consumption	38-46	Enter applicable number.
Wartime consumption	47-55	Enter applicable number.
Blank	56-80	Leave blank.

Table E-114
DIC BF2, MACOM Intra-Theater Loss

Field legend	Record pos.	Entry and instructions
Document identifier code	1-3	DIC BF2.
Project code	4-6	Enter.
National stock number	7-19	Enter quantity.
Safety level quantity	20-28	Enter quantity.
Intra-theater loss retail	29-37	Enter applicable information.
Intra-theater loss retail	38-46	Enter applicable information.
Intra-theater loss retail	47-55	Enter applicable information.
Intra-theater loss retail	56-64	Enter applicable information.
Blank	65-80	Leave blank.

Table E-115
DIC BF3, MACOM Gains From Repair

Field legend	Record pos.	Entry and instructions
Document identifier code	1-3	DIC BF3.
Project code	4-6	Enter.
National stock number	7-19	Enter.
Offset on-hand	20-28	Enter applicable information.
Gains from repair retail	29-37	Enter applicable information.
Gains from repair retail	38-46	Enter applicable information.
Gains from repair retail	47-55	Enter applicable information.
Gains from repair retail	56-64	Enter applicable information.
Blank	65-80	Leave blank.

Table E-116
DIC BF4, MACOM Authorized and Financed Quantities

Field legend	Record pos.	Entry and instructions
Document identifier code	1-3	DIC BF4.
Project code	4-6	Enter.
National stock number	7-19	Enter.
MACOM back-up quantity	20-28	Enter applicable quantity.
MACOM requirement ownership purpose code C	29-37	Enter applicable information.
MACOM financed quantity ownership purpose code C	38-46	Enter applicable information.
Authorized quantity ownership purpose code E	47-55	Enter applicable information.
Finance quantity ownership purpose code E	56-64	Enter applicable information.
Blank	65-80	Leave blank.

Table E-117
DIC BF5, MACOM Demand Not Retail Quantities

Field legend	Record pos.	Entry and instructions
Document identifier code	1-3	DIC BF5.
Project code	4-6	Enter.
National stock number	7-19	Enter.
Demand net retail	20-28	Enter applicable information.
Demand net retail	29-37	Enter applicable information.
Demand net retail	38-46	Enter applicable information.
Demand net retail	47-56	Enter applicable information.
Blank	56-80	Leave blank.

Table E-118
DIC BF6, MACOM End Item Data

Field legend	Record pos.	Entry and instructions
Document identifier code	1-3	DIC BF6.
Project code	4-6	Enter.
National stock number	7-19	Enter.
End item NSN	20-32	Enter.
End item name	33-51	Enter.
Line item number	52-57	Enter.
End item RIC	58-60	Enter.
Failure factor 1	61-67	Enter applicable information.
Failure factor 2	68-74	Enter applicable information.
Failure factor 3	75-80	Enter applicable information.

Table E-118.1
DIC BF7, Approved Input Record for War Reserve

Field legend	Record pos.	Entry and instructions
Document identifier code	1-3	Enter BF7.
National stock number	4-16	Enter national stock number.
Unit of issue	17-18	Enter unit of issue.
Quantity on-hand	19-28	Enter quantity on-hand.
Routing identifier code	29-31	Enter RIC of the on-hand location.
Ownership/purpose code	32	Enter ownership/purpose code.
Condition code	33	Enter condition code.
Project code	34-36	Enter project code.
Quantity authorized	37-46	Enter quantity authorized.
Commodity manager code	47	Enter commodity manager code.
Line item number	48-53	Enter line item number.
Blank	54-80	Leave blank.

Table E-119
DIC BFA, ABF Assets and Requirements Transaction

Field legend	Record pos.	Entry and instructions
Blank	1-3	Leave blank.
AUTODIN precedence	4	P (priority).
AUTODIN route indicator for LPSA	5-11	Route indicator. RUEPAGE.
AUTODIN content indicator code	12-15	Content indicator code. AHAE.
Security classification	16	Security classification U.
Segment indicator	17	F in first record, Z in all others.
Control character	18	Control character V.
Document identifier code	19-21	DIC BFA.
Blank	22	Leave Blank.
National stock number	23-35	Enter.
Stock control activity RIC	36-38	SCA/MC/IMSA RIC from control card.
Reportable item control code	39	Code taken from ABF.
Blank	40	Leave blank.
Line item number	41-46	Taken from ABF.
SCOP storage site code	47-48	Taken from ABF.
Ownership/purpose code	49	Taken from ABF.
ABF project code	50-52	Enter.
Condition code	53	Taken from ABF.
Type SCOP code	54	Taken from ABF.
Quantity on hand	55-63	Taken from ABF (include negative quantity).
Quantity due in	64-72	Taken from ABF.
Quantity due out	73-81	Taken from ABF.
Authorized quantity	82-90	Taken from ABF.
Blank	91-98	Leave blank.

Table E-120
DIC BFW, ABF Input from CDA

Field legend	Record pos.	Entry and instructions
Document identifier code	1-3	DIC BFW.
Routing identifier code	4-6	RIC of recipient
National stock number	7-19	Enter.
Blank	20-21	Leave Blank.
Project code	22-24	Enter.
Authorized quantity for ownership purpose code C	25-33	Enter.
Financed quantity for ownership purpose code C	34-42	Enter.
Authorized quantity for ownership purpose code E	43-51	Enter.
Financed quantity for ownership purpose code E	52-60	Enter.
Offset on hand	61-69	Enter.
Offset pipeline	70-78	Enter.
Safety level quantity	79-87	Enter.
Average monthly demand	88-96	Enter.

Table E-121
DIC BH1, Intransit Follow-up (From AMC By SAILS to Supported Customers) DIC BH2, Intransit Follow-up (From SOS Other Than AMC)

Field legend	Record pos.	Entry and instructions
Document identifier code	1-3	DIC BH1 or BH2.
Routing identifier code (from)	4-6	Enter.
Receipt status code	7	Leave blank.
Stock number	8-22	Perpetuated from source document (PFSD).
Unit of issue	23-24	PFSD.
Quantity shipped	25-29	PFSD.
Document number	30-43	PFSD.
Suffix code	44	PFSD.
Supplementary address	45-50	PFSD.
Blank	51-53	Leave blank.
Distribution code	54-56	PFSD.
MILSTRIP project code	57-59	PFSD.
Priority designator	60-61	PFSD.
Routing identifier code (from) (inventory control point)	62-64	PFSD.
Blank	65-69	Leave blank.
Reject reason code	70-71	Provided by the weekly document history analysis cycle to notify the customer that the suspense flag has been set to permit research of non-receipt of materiel.
Pseudo-receipt date	72-74	This date indicates the date a pseudo-receipt will be processed unless action is taken to preclude generation.
Blank	75-79	Leave blank.
Action counter	80	Indicates the number of successive DIC BH1 and BH2 that have been generated (up to 5).

Table E-122
DIC BHA, Customer Reply to Intransit Follow-up (DIC BH1) DIC BHB, Customer Reply to Intransit Follow-up(DIC BH2)

Field legend	Record pos.	Entry and instructions
Document identifier code	1-3	DIC BHA or BHB.
Routing identifier code (to)	4-6	Perpetuated from source document (PFSD).
Receipt status code	7	Enter code Z or P, indicating final or partial receipt; if none received, leave blank.
Stock number	8-22	PFSD.
Unit of issue	23-24	PFSD.
Quantity shipped	25-29	PFSD.
Document number	30-43	PFSD.
DODAAC	(30-35)	
Calendar year	(36)	
Julian date	(37-39)	
Serial number	(40-43)	
Suffix code	44	PFSD.
Supplementary address	45-50	PFSD.
Blank	51-53	Leave blank.

Table E-122**DIC BHA, Customer Reply to Intransit Follow-up (DIC BH1) DIC BHB, Customer Reply to Intransit Follow-up(DIC BH2)—Continued**

Field legend	Record pos.	Entry and instructions
Distribution code	54-56	PFSD.
MILSTRIP project code	57-59	PFSD.
Priority designator	60-61	PFSD.
RIC (From ICP)	62-64	PFSD.
Blank	65-76	Leave blank.
Date receipt posted	77-80	Julian date receipt posted to stock records.

Table E-123**DIC BJ1, SACAM Root Data Input Transaction**

Field legend	Record pos.	Entry and instructions
Document identifier code	1-3	DIC BJ1.
Routing identifier code	4-6	RIC of the processing command.
Type action code	7	Type of action required during processing.
Blank	8-10	Leave blank.
SACM root key	11-17	Contains IL CTRL NO plus CMD DSG for the specific case.
AECA case indicator	18	Indicates whether or not an FMS case requires congressional approval prior to an offer to a country.
Command designator	19	Command designator of the processing command.
Case cancelled date	20-25	The date an FMS case is terminated due to receipt of a customer's request for cancellation of an implemented case.
Exceptional case code	26	Identifies an exceptional case characteristics.
Case expiration date	27-32	Date the case expires, formatted as MMDDYY.
Case initiator command	33	Identifies the command of the case initiator.
Case initiator RIC	34-36	RIC of the case initiator.
Case implementation date	37-42	Date letter of acceptance (LOA) was implemented.
Previous case status	43	Identifies the previous status code assigned while a case is in suspension.
Case status code	44	indicates the status of an IL case or program.
Case suspension date	45-50	The date that an FMS case was suspended.
Case suspension release date	51-56	The date that a suspended FMS case is released.
Case value	57-66	Total case dollar value including any amendments and modifications that have been implemented.
Country code	67-68	Identifies the recipient country, international organization, geographic area or account.
FIA code	69-73	This code describes a method establishing and maintaining monetary accounting.
FPC appropriation	74-76	Identifies the appropriation agency of the foreign program.
FPC cumulative value	77-86	The total dollar value of requisitions or adjustments for the case line.
FPC current FY	87-96	The total dollar value of requisitions or adjustments for the current year for the case line.
IL control number	97-102	First two positions contain the country or activity code followed by a one-position service code. The fourth through sixth positions are the case designator.
Last amendment number	103-105	Last amendment number issued.
Last modification number	106-108	Last modification number issued.
Materiel category code	109	First character of the financial inventory accounting(FIA) code.
Missile round indicator	110	Represents a complete missile with all components.
Customer notification date	111-116	Date that a country was notified that a case was established and being implemented.
Progress payment total	117-126	Total payments made from inception to date as work processes under a contract.
Projected case closure date	127-132	The computed date the case is expected to be closed.
Related FMSO, 1	133-135	FMS case designator code assigned to identify the stockage and on-order (pipeline) requirements of a customer country.
Related FMSO 2	136-138	FMS case designator code assigned to identify the country's estimated withdrawals of materiel from the U.S. Army supply system over an agreed period.
Requisition control	139-144	The number of requisitions in the SAFD/SAAD data base for a specific case.
Security classification	145	Indicates the degree of security applicable to data contained in a record.
Standard case indicator	146	Indicates if a case is standard or non-standard.
Status code pending	147-151	Indicates that a DD Form 1513 has been forwarded to a customer and prevents the forwarding of additional amendments or modification prior to determination of previous DD Form 1513.
Training report date	152-157	Date foreign students are required to report to a training course.
Type case code	158	Identifies type IL program case.
Case designator	159-161	Identifies the designator assigned to the specific FMS case or supply support arrangement.

Table E-123
DIC BJ1, SACAM Root Data Input Transaction—Continued

Field legend	Record pos.	Entry and instructions
Case transaction type	162–165	Identifies the transaction type which processed an FMS case (computer generated).
Case transaction date	166–171	Date an FMS case was created (computer generated).

Table E-124
DIC BJ2, SACM Letter of Request Input Transaction

Field legend	Record pos.	Entry and instructions
Document identifier code	1–3	DIC BJ2.
Routing identifier code	4–6	RIC of the processing command.
Type action code	7	Type of action required during processing.
Blank	8–10	Leave blank.
Letter of request key	11–22	Contains the IL CTRL NO, CMD DSF, LVL1 TYPE, and LVL1 SEQ.
Customer addition due date	23–28	Date that additional information is due from the customer to complete the letter of request.
Customer addition received	29–34	Date that additional information was received from the country to complete the letter of request.
Customer addition requested	35–40	Date the country was requested to provide additional information to complete the letter of request.
Receipt of completion data	41–46	Date of receipt of a letter of request with complete data.
Receipt of incomplete data	47–52	Date of receipt of a letter of request with incomplete data.
File SRC description	53–56	Reserved.
LOR add1 trnsm dt to MD	57–62	Date the additional information required from the FMS customer is sent to the case initiator or preparer.
LOR description	63–102	Field describes the nature of the LOR.
LOR cancellation date	103–108	Date the LOR was deleted or cancelled by USASAC.
LOR date	109–114	Date the country requested a letter of offer (LOO).
LOR rcpt ack dt cmd	115–120	Date the case initiator inputs acknowledgement of receipt of the LOR.
LOR receipt date cmd	121–126	Date the LOR was received by the case initiator.
LOR receipt date USASAC	127–132	Date the LOR is received by USASAC from the country.
LOR transmission date to cmd	133–138	Date the LOR was transmitted to the case initiator of the UC by USASAC.
LOR transaction type	139–142	Contains the transaction type which created a LOR record for an FMS case (computer generated).
LOR transaction date	143–148	Contains the processing date for a LOR record on FMS case (computer generated).

Table E-125
DIC BJ3, SACM Letter of Request Information Input Transaction

Field legend	Record pos.	Entry and instructions
Document identifier code	1–3	DIC BJ3.
Routing identifier code	4–6	RIC of the processing command.
Type action code	7	Type of action required during processing.
Blank	8–10	Leave blank.
LOR information key	11–27	Contains the IL CTRL NO, CMD DSG, LVL1 TYPE, LVL1 SEQ, LVL2 TYPE and LVL2 SEQ.
LOR information	28–87	Field is for entering information pertaining to a LOR.

Table E-126
DIC BJ4, SACM Letter of Request Text Input Transaction

Field legend	Record pos.	Entry and instructions
Document identifier code	1–3	DIC BJ4.
Routing identifier code	4–6	RIC of the processing command.
Type action code	7	Type of action required during processing.
Blank	8–10	Leave blank.
LOR text key	11–32	Contains the IL CTRL NO, CMD DSG, LVL1 TYPE, LVL1 SEQ, LVL2 TYPE, LVL2 SEQ, LVL3 TYPE, and LVL3 SEQ.
LOR text	33–102	Field containing detailed information for the LOR.

Table E-127
DIC BJ5, SACM Case Manager Remarks Data Input Transaction

Field legend	Record pos.	Entry and instructions
Document identifier code	1-3	DIC BJ5.
Routing identifier code	4-6	RIC of the processing command.
Type action code	7	Type of action required during processing.
Blank	8-10	Leave blank.
Case manager remarks key	11-22	Contains the IL CTRL NO, CMD DSG, LVL1 TYPE and LVL1 SEQ.
Date remarks	23-28	Date of input of a case manager remarks.

Table E-128
DIC BJ6, SACM Remarks Text Input Transaction

Field legend	Record pos.	Entry and instructions
Document identifier code	1-3	DIC BJ6.
Routing identifier code	4-6	RIC of the processing command.
Type action code	7	Type of action required during processing.
Blank	8-10	Leave blank.
Case mgr remarks test key	11-27	Contains the IL CTRL NO, CMD DSG, LVL1 TYPE, LVL1 SEQ, LVL2 TYPE, LVL2 SEQ, LVL3 TYPE and LVL3 SEQ.
Remarks	28-97	Contains text that has been entered by the case manager for line and subtitle level.

Table E-129
DIC BJ7, Current Record Input Transaction

Field legend	Record pos.	Entry and instructions
Document Identifier code	1-3	DIC BJ7.
Routing identifier code	4-6	RIC of the processing command.
Type action code	7	Type of action required during processing.
Blank	8-10	Leave blank.
Current key	11-22	Contains the IL CTRL NO, CMD DSG, LVL1 TYPE and LVL1 SEQ.
Current previous status	23	Contains the current status code while a case is suspended.
Estimated admin cost	24-35	Total of all administrative costs rolled up from the line level.
Estimated admin cost flag	36	Indicator that determines whether manual values or computed values are stored in the EST ADMIN CST field.
Est materiel service cost	37-46	Total of all base materiel service costs rolled up from the line level.
Est matl service cost flag	47	Indicator that determines whether manual overridden values or computed values are stored in the EST MATL SVC CST field.
Estimated other cost	48-57	Total of the estimated other total transportation cost and other asset user cost.
Est other cost flag	58	Indicator that determines whether manual overridden values or computed values are stored in the EST OTH CST field.
Special est other cost	59-94	A text field that the user may enter data.
Est packaging cost	95-106	Total of all packaging, crating, and handling costs rolled up from the line level.
Est packaging cost flag	107	Indicator that determines whether manual overridden values or computed values are stored in the EST PCH CST field.
Estimated SSA charge	108-117	Contains the estimated supply support arrangement charge.
Est SSA charge flag	118	Indicator that determines whether manual or computed values are stored in the EST SSA CHRG field.
Estimated total Cost	119-128	Total of EST MATL SVC CST, EST PCH CST, EST ADMIN CST, EST SSA CHRG, and EST OTH CST.
Est total cost flag	129	Indicator that determines whether manual overridden values or computed values are stored in the EST TOT CST field.
LOA accepted date	130-135	Date the LOA is accepted by the purchasing country.
LOA implementation date	136-141	Date the case was implemented.
LOA suspended date	142-147	Date the case was suspended.
LOA suspended release date	148-153	Date the case is reinstated.
LOO action code	154	Code which identifies action taken on a request for extension of a letter of offer due date.
LOO cancellation date	155-160	Date FMS case is terminated due to receipt of a customer's request for cancellation of an implemented case.
LOO due date	161-166	Date LOA is due at USASAC from the case initiator.
LOO expiration date	167-172	Date the case expires.
LOO extension action date	173-178	Ordinal date USASAC approves or disapproves the request for extension by the case initiator.
LOO extension due date	179-184	Extended date the LOO is required at USASAC.
LOO extension expr date	185-190	Contains the extended expiration date of the LOO.

Table E-129
DIC BJ7, Current Record Input Transaction—Continued

Field legend	Record pos.	Entry and instructions
LOO extension request date	191-196	Contains the date case initiator requests extension for preparation of LOO.
LOO receipt date DSAA	197-202	Contains the date requested by the case initiator which represents a proposed new suspense date the LOO is due at USASAC.
LOO receipt date USASAC	203-208	Contains date USASAC receives LOO from the case initiator.
LOO requested ext due date	209-214	Contains the date requested by the case initiator which represents a proposed new suspense date the LOO is due at USASAC.
Last amendment implemented	215-217	Last amendment implemented against the current record. Generated by the update program.
Last mod implemented	218-220	Last modification implemented against the current record. Generated by the update program.
Date last amendment	221-226	Date the last amendment was implemented.
Date last modified	227-232	Date the last modification was implemented.
Other asset cost	233-244	Total of all other asset use costs rolled up from the line level.
Other asset cost flag	245	Indicator that determines whether manual overridden values or computed values are stored in the OTH AU CST field.
Other CONUS PLUH cost	246-257	Total of other CONUS packing, loading, and unhandling(PLUH) costs rolled up from the line level.
Other CONUS PLUH cost flag	258	Indicator that determines whether manual overridden values or computed values are stored in the OTH CONUS PLUH CST field.
Other CONUS trans cost	259-270	Total of other CONUS transportation costs rolled up from the line level.
Other CONUS trans cost flag	271	Indicator that determines whether manual overridden values or computed values are stored in the OTH CONUS TRANS CST field.
Other ocean trans cost	272-283	Total of other ocean or air transportation costs rolled up from the line level.
Other ocean trans cost flag	284	Indicator that determines whether manual overridden values or computed values are stored in the OTH OCEAN TRANS CST field.
Other OCONUS inland cost	285-296	Total of all other overseas inland costs rolled up from the line level.
Other OCONUS inland cost flag	297	Indicator that determines whether manual overridden values or computed values are stored in the OTH OCONUS INLND CST field.
Other OCONUS PLUH cost	298-309	Total of overseas packing, loading, and unhandling costs rolled up from the line level.
Other OCONUS PLUH cost flag	310	Indicator that determines whether manual overridden values or computed values are stored in the OTH OCONUS PLUH CST field.
Other total trans cost	311-322	Total of OTH CONUS TRANS, OTH CONUS PLUH, OTH OCONUS TRANS, OTH OCONUS PLUH, and OTH OCONUS INLND.
Other total trans cost flag	323	Indicator that determines whether manual overridden values or computed values are stored in the OTH TOT TRANS CST.
Reason delay code	324	Code that identifies reason for delay of LOO.
Date LOO forwarded to USASAC	325-330	Date the LOO was forwarded to USASAC.
Transmission date to DSAA	331-336	Date USASAC sent LOO to the Defense Security Assistance Agency (DSAA).
Vendor additional due date	337-342	Date additional information is due from the vendor to complete to LOR..
Vendor addl request date	343-348	Date additional information is requested from the vendor for LOO completion.
Vendor addl received date	349-354	Date additional information is received from the vendor for LOO completion.
Current date signed	355-360	Date the LOO is signed by the IL director of responsible designated activity.
Current status code	361	Code that indicates the current status of DD Form 1513.
Curr date forwarded country	362-367	Date USASAC sent LOO to customer.
Est admin cost rounded	368-377	Contains the estimated administrative cost rounded up to the next whole dollar.
Est PCH cost rounded	378-387	Contains the estimated packing, crating and handling cost rounded up to the next whole dollar.
Current transaction type	388-391	Contains the type of transaction which processed a current record for an FMS case.
Current transaction date	392-397	Contains the processing date for a current record on an FMS case.

Table E-130
DIC BJ8, SACM Current AMD Extension Record Input Transaction

Field legend	Record pos.	Entry and instructions
Document identifier code	1-3	DIC BJ8.
Routing identifier code	4-6	RIC of the processing command.
Type action code	7	Type of action required during processing.
Blank	8-10	Leave blank.
Curr AMD mod ext record key	11-22	Contains the IL CTRL NO, CMD DSG, LVL1 TYPE and LVL1 SEQ.
Est implementation date	23-28	Contains the estimated implementation date of the FMS case.

Table E-130
DIC BJ8, SACM Current AMD Extension Record Input Transaction—Continued

Field legend	Record pos.	Entry and instructions
Curr AMD ext tran ty	29-32	Identifies the transaction type which processed an FMS case (computer generated).
Curr AMD ext tran date	33-38	Contains the date an FMS case was created (computer generated).

Table E-131
DIC BJ9, SACM MSA Purpose Record Input Transaction

Field legend	Record pos.	Entry and instructions
Document identifier code	1-3	DIC BJ9.
Routing identifier code	4-6	RIC of the processing command.
Type action code	7	Type of action required during processing.
Blank	8-10	Leave blank.
MSA purpose key	11-27	Contains the IL CTRL NO, CMD DSG, LVL1 TYPE, LVL1 SEQ, LVL2 TYPE, and LVL2 SEQ.
MSA purpose 1	28-203	Contains lines 1 and 2 of the narrative description of the Maintenance Support Arrangement (MSA).
MSA purpose text 2	204-379	Contains lines 3 and 4 of the narrative description of the MSA.

Table E-132
DIC BJA, SACM MSA Section Record Input Transaction

Field legend	Record pos.	Entry and instructions
Document identifier code	1-3	DIC BJA.
Routing identifier code	4-6	RIC of the processing command.
Type action code	7	Type of action required during processing.
Blank	8-10	Leave blank.
MSA section title key	11-32	Contains the IL CTRL NO, CMD DSG, LVL1 TYPE, LVL1 SEQ, LVL2 TYPE, LVL2 SEQ, LVL3 TYPE, and LVL3 SEQ.
MSA section title	33-208	Contains the title and text identifying the depot to conduct the repair work when the MSA case has worked or performed at more than one depot.

Table E-133
DIC BJB, SACM Case Line Item Record Input Transaction

Field legend	Record pos.	Entry and instructions
Document identifier code	1-3	DIC BJB.
Routing identifier code	4-6	RIC of the processing command.
Type action code	7	Type of action required during processing.
Blank	8-10	Leave blank.
Line item key	11-27	Contains the IL CTRL NO, CMD SEQ, LVL1 TYPE, and LVL1 SEQ.
Administrative cost	28-39	Enter.
Administrative cost flag	40	Indicator that determines whether manual overridden values or computed values are stored in the ADMIN CST field.
Asset use cost	41-52	Enter.
Asset use cost flag	53	Indicator that determines whether manual overridden values or computed values are stored in the AU CST field.
Case line manager command	54	This element is used for all line types. Identifies the manager of a line item from a security assistance case or program.
Case line manager RIC	55-57	RIC of the case line item manager.
Ceiling code	58	Code required in ceiling management administration to classify FMS cases by a specific control category.
Condition code	59-60	Code that describes condition of defense articles to be supplied.
CONUS PLUH	61-72	Cost of packing, loading and unhandling of materiel.
CONUS PLUH flag	73	Indicator that determines whether manual overridden values or computed values are stored in the CONUS PLUH field.
CONUS transportation cost	74-85	Enter.
CONUS trans cost flag	86	Indicator that determines whether manual overridden values or computed values are stored in the CONUS TRANS CST field.
Spare parts indicator code	87	Code indicating whether the hardware supplied has concurrent spare parts.
Delivery term code	88	Code applicable to defined lines. No entry is made for dollar lines.

Table E-133
DIC BJB, SACM Case Line Item Record Input Transaction—Continued

Field legend	Record pos.	Entry and instructions
Generic code	89-91	Enter.
ILSDP indicator	92	This element indicates whether the item supplied is an International Logistics Supply Delivery Plan (ILSDP) item.
Lead time line	93-95	Code identifying the lead time for delivery of an item stated in months. No entry is made for dollar lines.
Line manager code	96	Applicable to a training line on a materiel or services case.
Line type code	97	Code that identifies the type of line.
Line ABAA code	98	Code displayed as the last character of the first line.
Line stock number	99-115	Contains either the national stock number or the manufacturer's part number.
Line quantity	116-124	Quantity applicable to the line number or subline number.
Line unit	125-126	An abbreviation which expresses a determined amount or quantity of an item that will be issued.
Last amendment update	127-131	Last amendment or modification to update the line item.
Major defense equip code	132	Contains a major defense equipment (MDE) code of either N or Y.
Ocean trans cost	133-144	ocean or air.
Ocean trans cost flag	145	Indicator that determines whether manual overridden values or computed values are stored in the OCEAN TRANS field.
Offer release code	146	Applicable to defined lines.
Overseas inland cost	147-158	Enter.
Overseas inland cost flag	159	Indicator that determines whether manual overridden values or computed values are stored in the OS INLAND CST field.
Overseas PLUH cost	160-171	Overseas cost of packing, loading, and unhandling.
Overseas PLUH cost flag	172	Indicator that determines whether manual overridden values or computed values are stored in the OS PLUH CST field.
PCH cost	173-184	Cost for packing, crating, and handling.
PCH cost flag	185	Indicator that determines whether manual overridden values or computed values are stored in the PCH CST field.
SOS code LOA	186	Source of supply element is mandatory for defined lines. No entry is made for dollar lines.
Total cost	187-198	Total cost of all the various costs.
Total cost flag	199	Indicator that determines whether manual overridden values or computed values are stored in the TOT CST field.
Total transportation cost	200-211	Enter.
Total trans cost flag	212	Indicator that determines whether manual overridden values or computed values are stored in the TOT TRANS CST field.
Unit cost	213-222	Contains the unit cost entered in dollars and cents. It applies to items and services.
Type assistance	223	Indicates the type of financing authorized to the related IL program.
Total cost rounded	224-233	Total cost rounded up to the next whole dollar.
FMS line number	234-237	Identifies a case line number.
Date delivery completed	238-243	Date the final constructive delivery of materiel's or services was completed.
Fix price code	244	Code used to suppress selected computation of accessorial or administrative cost for specific line number based on DD Form 1513.
Terms of sale code	245	Identifies when payment is required and type of financing for the case at line level.
Terms of sale amount	246-259	Dollar amount for each type of financing for the case at line level.
Contr admin svc pct	260-268	Percentage factor to be used to compute contract administrative service (CAS) charges for a line item.
Administrative percentage	269-277	Percentage developed by the office of the Secretary of Defense (OSD) for the implementation of prices.
Line date closure	278-283	Date when SAAC submitted the final DD645 to the customer for the line item.
Line date certificate fwd	284-289	Date a closure certificate was forwarded to the SAAC.
Li amt divr clos cert vl	290-303	Total dollar value of all delivered materiel and services performed for the line item, as stated on closure certificate.
Li log spt chg amt	304-317	An add on charge to cover logistics support items not included in the unit cost of the item.
Li log spt chg pct	318-326	The percent of the normal unit price which is used to compute the logistics support charge amount.
Sp aval note	327-335	Contains the text data in availability columns of the DD Form 1513 applicable to a line.

**Table E-134
DIC BJC, SACM Manager Line Item Remarks Data Input Transaction**

Field legend	Record pos.	Entry and instructions
Document identifier code	1-3	DIC BJC.
Routing identifier code	4-6	RIC of the processing command.
Type action code	7	Type of action required during processing.
Blank	8-10	Leave blank.
Line remarks key	11-32	Contains the IL CTRL NO, CMD DSG, LVL1 TYPE, LVL1 SEQ, LVL2 TYPE, LVL2 SEQ, LVL3 TYPE, and LVL3 SEQ.
Line remarks 1	33-240	Remarks explaining the specific status of an FMS case and line.
Line remarks 2	241-422	Continuation of the remarks explaining the specific status of an FMS case and line.
Availability text	423-542	Availability information for each line item in block 18 of DD Form 1513.

**Table E-135
DIC BJD, SACM Case Subline Item Data Input Transaction**

Field legend	Record pos.	Entry and instructions
Document identifier code	1-3	DIC BJD.
Routing identifier code	4-6	RIC of the processing command.
Type action code	7	Type of action required during processing.
Blank	8-10	Leave blank.
Subline item key	11-32	Contains the IL CTRL NO, CMD DSG, LVL1 TYPE, LVL1 SEQ, LVL2 TYPE, LVL2 SEQ, LVL3 TYPE, and LVL3 SEQ.
Subline anx id applies	33	Provides cross reference to a subline number for which a specific DD Form 1513 annex is applicable.
Subline delivery trm code	34	Indicates the point within the air or surface transportation cycle where responsibility for movement passes from the USDOD to the purchasing nation.
Subline CSP indicator	35	Indicates whether a subline or case has concurrent spare parts (CSP) lines.
Subline offer release code	36	Code applicable to defined lines.
Subline administrative cost	37-48	Administrative cost of the subline.
Subline admin cost flag	49	Indicator that determines whether manual overridden values or computed values are stored in the SUBLINE ADMIN CST field.
Subline AU cost	50-61	AU cost for the subline.
Subline AU cost flag	62	Indicator that determines whether manual overridden values or computed values are stored in the AU CST field.
Subline CONUS PLUH	63-74	Subline CONUS packing, loading, and unhandling cost.
Subline CONUS PLUH flag	75	Indicator that determines whether manual overridden values or computed values are stored in the CONUS PLUH field.
Subline CONUS transportation	76-87	Enter cost
Subline CONUS trans flag	88	Indicator that determines whether manual overridden values or computed values are stored in the CONUS TRANS field.
Subline CSP applies	89-94	Identifies by line and subline, what item the CSP applies to.
Subline last amendment updt	95-99	Status of subline.
Subline ocean transportation	100-111	Ocean and air transportation cost.
Subline ocean trans flag	112	Indicator that determines whether manual overridden values or computed values are stored in the OCEAN TRANS field.
Subline OCONUS inland	113-124	Overseas inland transportation cost.
Subline OCONUS inland flag	125	Indicator that determines whether manual overridden values or computed values are stored in the OCONUS INLAND field.
Subline OCONUS PLUH	126-137	OCONUS packing, loading, and unhandling cost.
Subline OCONUS PLUH flag	138	Indicator that determines whether manual overridden values or computed values are stored in the OCONUS PLUH field.
Subline PCH cost	139-150	Packing, crating, and handling cost.
Subline PCH cost flag	151	Indicator that determines whether manual overridden values or computed values are stored in the PCH CST field.
Subline total cost	152-163	Total cost that appears on the subline item data screen.
Subline total cost flag	164	Indicator that determines whether manual overridden values or computed values are stored in the TOTAL CST field.
Total transportation cost	165-176	Enter.
Total trans cost flag	177	Indicator that determines whether manual overridden values or computed values are stored in the TOTAL TRANS CST field.
Subline SOS code LOA	178	Source of supply element.
Subline ABBA code	179	Enter.
Subline condition code	180-181	Condition of defense articles to be supplied.
Subline lead time	182-184	Identifies the lead time for delivery of an item stated in months.
Subline quantity	185-193	Identifies the quantity applicable to the line number or subline number.
Subline stock number	194-210	Contains either the NSN or the manufacturer's part number.
Subline type	211	Identifies the type.
Subline unit cost	212-221	Unit cost in dollars and cents.
Subline unit	222-223	Expresses a fixed amount or quantity of an item that will be issued.

Table E-135
DIC BJD, SACM Case Subline Item Data Input Transaction—Continued

Field legend	Record pos.	Entry and instructions
Subline manager code	224	Applicable to the training line on a materiel and service case.
Subline manager command	225	Identifies the manager of a subline from a security assistance case or program.
Subline manager RIC	226–228	Case line manager RIC of the case subline item manager.
Subline ILSDP indicator	229	Indicates whether the item supplied is an international logistics supply delivery plan (ILSDP) item.
Subline type assistance	230	Type of financing authorized to the related IL program.
Subline part indicator	231	Both NSN's and part numbers can be stored. This code will identify which number is used and identify the correct format to use for output.
Annex indicator	232	An alpha character which identifies the annex in alphabetic order on an FMS case.
Annex title	233–272	Title and explanation of each annex for a DD Form 1513.
Subline general code	273–275	Used to accumulate articles and services with similar characteristics under each budget project of a subline on an FMS case.
Subline number	276–277	Identifies a document number to a specific item on the DD Form 1513 a subline level.
Subline fix price code	278	A code used to suppress selected computations of accessorial or administrative cost for specific subline number based on the DD Form 1513.
Subline term of sale code	279	Identifies when payment is required and type of financing for the case at subline level.
Subline term of sale amount	280–293	Dollar amount for each type financing.
Subline contr admin svc pct	294–302	The percentage factor to be used to compute CAS charges for a subline item by SAAC.
Subline admin pct	303–311	Percentage developed for the implementation of prices.
Subline log spt chg amt	312–325	Contains the add on charge to support items not included in the unit cost of the item.
Subline log spt chg	326–334	The percent of the normal unit price which is used to compute the logistics support charge amount.
Subline sp aval note	335–343	Contains the text data in availability columns of DD Form 1513 applicable to a subline.

Table E-136
DIC BJE, SACM Subline Remarks Record Input Transaction

Field Legend	Record pos.	Entry and instructions
Document identifier code	1–3	DIC BJE.
Routing identifier code	4–6	RIC of the processing command.
Type action code	7	Type of action required during processing.
Blank	8–10	Leave blank.
Subline remarks key	11–36	Contains the IL CTRL NO, CMD DSG, LVL1 TYPE, LVL1 SEQ, LVL2 TYPE, LVL2 SEQ, LVL3 TYPE, LVL3 SEQ, LVL4 TYPE and LVL4 SEQ.
Subline remarks 1	37–212	Nomenclature or item description, and remarks related to a subline item.
Subline remarks 2	213–366	Nomenclature or item description, and remarks related to a subline item.
Subline availability text	367–486	Contains availability in valid formation for each subline item in block 18 of the DD Form 1513.

Table E-137
DIC BJF, SACM Annex Line Item Record Input Transaction

Field legend	Record pos.	Entry and instructions
Document identifier code	1–3	DIC BJF.
Routing identifier code	4–6	RIC of the processing command.
Type action code	7	Type of action required during processing.
Blank	8–10	Leave blank.
Annex line key	11–36	Contains the IL CTRL NO, CMD DSG, LVL1 TYPE, LVL1 SEQ, LVL2 TYPE, LVL2 SEQ, LVL3 TYPE, LVL3 SEQ, LVL4 TYPE and LVL4 SEQ.
Annex line search key	37–51	Contains the IL CTRL NO, CMD DSG, CASE CD, AMD MOD, ANX ID, and ANX LI NO.
Annex line manager code	52	Identifies the line item manager.
Annex line manager command	53	Identifies the manager of an annex line from a security assistance case or program.
Annex line manager RIC	54–56	Enter.
Annex line type	57	Designates the item type.
Annex quantity	58–66	Quantity applicable to the line number or subline number.
Annex stock code	67–83	NSN or the part number.

Table E-137
DIC BJF, SACM Annex Line Item Record Input Transaction—Continued

Field legend	Record pos.	Entry and instructions
Annex unit cost	84-93	Unit cost in dollars and cents.
Annex unit	94-95	Established accounting unit.
Annex ILSDP indicator	96	Indicates whether the item supplied is an ILSDP item.
Annex part no indicator	97	Code used to determine whether the number appearing in the item description is a stock number or part number.
Total cost	98-109	Enter.
Annex ABAA code	110	Used for funding.
Annex condition code	111-112	Condition of article to be supplied.
Annex generic code	113-115	Identifies articles and services.
Annex lead time	116-118	Lead time for delivery of an item stated in months.
Annex SOS code LOA	119	Source of supply element for defined lines.
Annex line number	120-122	Applicable to the subline.
Annex sp availability note	123-131	Text data in availability columns of DID Form 1513 applicable to an annex line.

Table E-138
DIC BJG, SACM Annex Line Remarks Record Input Transaction

Field legend	Record pos.	Entry and instructions
Document identifier code	1-3	DIC BJG.
Routing identifier code	4-6	RIC of the processing command.
Type action code	7	Type of action required during processing.
Blank	8-10	Leave blank.
Annex line remarks key	11-39	Contains the IL CTRL NO, CMD DSG, LVL1 TYPE, LVL1 SEQ, LVL2 TYPE, LVL2 SEQ, LVL3 TYPE, LVL3 SEQ, LVL4 TYPE, LVL4 SEQ, LVL5 TYPE, and LVL5 SEQ.
Annex line remarks 1	40-215	Nomenclature or description and remarks associated with a subline.
Annex line remarks 2	216-369	Nomenclature or description and remarks associated with a subline.

Table E-139
DIC BJH, SACM Case Data Extension Record Input Transaction

Field legend	Record pos.	Entry and instructions
Document identifier code	1-3	DIC BJH.
Routing identifier code	4-6	RIC of the processing command.
Type action code	7	Type of action required during processing.
Blank	8-10	Leave blank.
Case data ext key	11-22	Contains the IL CTRL NO, CMD DSG, LVL1 TYPE and LVL1 SEQ.
Case data ext value	23-35	Contains the total dollar value for all delivered materiel and services performed for a specific FMS case.
Date closed	36-41	Date when SAAC submitted the final DD Form 645 to the customer.
Date reopened	42-47	Date a closed FMS case is reopened by the central case manager.
Date certificate forwarded	48-53	Date that identifies a case closure certificate was forwarded to the SAAC.
Amount termination cost	54-67	Amount assigned by DSAA as termination costs for cases that have been implemented.
Amt delivered closure cert	68-81	Total dollar value of all delivered material and services performed as stated on closure certificate.
Case data ext tran ty	82-85	Code designating the case initiator.
Case data ext tran date	86-91	Contains the extended data transaction date.
SA3BH err curr compl date	92-97	Date that the user corrected the error condition(s) generated by the SA3 case batch process for an IL CTRL NO.

Table E-140
DIC BJI, SACM Acceptance/Acknowledgement Date Record Input Transaction 1

Field legend	Record pos.	Entry and Instructions
Document identifier code	1-3	DIC BJI.
Routing identifier code	4-6	RIC of the processing command.
Type action code	7	Type of action required during processing.
Blank	8-10	Leave blank.
Acc ack signr key	11-27	Contains the IL CTRL NO, CMD DSG, LVL1 TYPE, LVL1 SEQ, LVL2 TYPE and LVL2 SEQ.
Address director	28-95	Address of the person signing for the US Government department as its authorized representative in block 4 of the DD Form 1513.
Addr designated pay office	96-215	Mailing address of the office responsible for making payments.
Counter signature	216-255	Counter signature in block 9 of the DD Form 1513 of the person authorized in the office of the comptroller at DSAA by DOD.
Designated pay office	256-295	Office responsible for making payments.
Date countersigned	296-301	Date the DSAA rep countersigned in block 9.
Freight forwarder code	302	Identifies address needed.
Mark for code	303	Address code of consignee as assigned by the military assistance program (MAP) coordinating activity.

Table E-141
DIC BJJ, SACM Acceptance/Acknowledgment Data Record Input Transaction 2

Field legend	Record pos.	Entry and Instructions
Document identifier code	1-3	DIC BJJ.
Routing identifier code	4-6	RIC of the processing command.
Type action code	7	Type of action required during processing.
Blank	8-10	Leave blank.
Acc ack signr key	11-27	Contains the IL CTRL NO, CMD DSG, LVL1 TYPE, LVL1 SEQ, LVL2 TYPE and LVL2 SEQ.
Name title	28-107	Name and title of the authorized representative of the US Government agency shown in block 5 of the DD Form 1513.
Name title accepted	108-187	Name and title of the individual who accepted the DD Form 1513.
Name title cnt signr	188-267	Name and title of rep shown in block 10 of the DD Form 1513.
Proc agency	268-307	Office or agency US Government should contact in the event of questions regarding the LOA.
Purchasing address	308-507	Purchasing country address as shown in block 1 of the DD Form 1513.
Purchasing government name	508-537	Government purchasing equipment, materiel, or services.
Purchasing reference	538-581	Message or letter reference shown in block 2 of DD Form 1513.
Signature	582-621	Signature of the US Government agency authorized representative shown in block 4 of DD Form 1513.
Signature acceptance	622-661	Acceptance signature of the foreign country representative, as show on the DD Form 1513.
DSAA acct activity address	662-741	Address of the DSAA accounting activity.

Table E-142
DIC BJK, SACM Annex B Financial Record Input Transaction

Field legend	Record pos.	Entry and instructions
Document identifier code	1-3	DIC BJK.
Routing identifier code	4-6	RIC of the processing command.
Type action code	7	Type of action required during processing.
Blank	8-10	Leave blank.
Annex B key	11-27	Contains the IL CTRL NO, CMD DSG, LVL1 TYPE, LVL1 SEQ, LVL2 TYPE and LVL2 SEQ.
Annex B identification	28	Contains 'B' to identify the financial annex for a specific case and DD Form 1513.
Initial deposit amount	29-38	Dollar amount required to be deposited by a foreign country prior to implementation of the specific FMS case.
Terms number	39-40	Financial annex terms by number under which a case will be executed.
Title	41-80	Financial annex title associated with the terms number code.
Total dollar amount	81-90	Contains the dollar accumulative amount shown in FMS case financial annex B.

Table E-143
DIC B JL, SACM Payment Occurrence Record Input Transaction

Field legend	Record pos.	Entry and instructions
Document identifier code	1-3	DIC B JL.
Routing identifier code	4-6	RIC of the processing command.
Type action code	7	Type of action required during processing.
Blank	8-10	Leave blank.
Annex B key	11-27	Contains the IL CTRL NO, CMD DSG, LVL1 TYPE, LVL1 SEQ, LVL2 TYPE, LVL2 SEQ, LVL3 TYPE, and LVL3 SEQ.
Annex payment date 1	28-31	Breakdown of financial requirements.
Annex payment 1	32-41	Breakdown of financial requirements.
Annex payment date 2	42-45	Similiar to annex payment date 1.
Annex payment 2	46-55	Similiar to annex payment 1.
Annex payment date 3	56-59	Similiar to annex payment date 1.
Annex payment 3	60-69	Similiar to annex payment 1.
Annex payment date 4	70-73	Similiar to annex payment date 1.
Annex payment 4	74-83	Similiar to annex payment 1.
Annex payment date 5	84-87	Similiar to annex payment date 1.
Annex payment 5	88-97	Similiar to annex payment 1.
Annex payment date 6	98-101	Similiar to annex payment date 1.
Annex payment 6	102-111	Similiar to annex payment 1.
Annex payment date 7	112-115	Similiar to annex payment date 1.
Annex payment 7	116-125	Similiar to annex payment 1.
Annex payment date 8	126-129	Similiar to annex payment date 1.
Annex payment 8	130-139	Similiar to annex payment 1.
Annex payment date 9	140-143	Similiar to annex payment date 1.
Annex payment 9	144-153	Similiar to annex payment 1.
Annex payment date 10	154-157	Similiar to annex payment date 1.
Annex payment 10	158-167	Similiar to annex payment 1.
Annex payment date 11	168-171	Similiar to annex payment date 1.
Annex payment 11	172-181	Similiar to annex payment 1.
Annex payment date 12	182-185	Similiar to annex payment date 1.
Annex payment 12	186-195	Similiar to annex payment 1.

Table E-144
DIC B JM, SACM Estimate Cost Terms Record Input Transaction

Field legend	Record pos.	Entry and instructions
Document identifier code	1-3	DIC B JM
Routing identifier code	4-6	RIC of the processing command.
Type action code	7	Type of action required during processing.
Blank	8-10	Leave blank.
Est cost terms record	11-27	Contains the IL CTRL NO, CMD DSG, LVL1 TYPE, LVL1 SEQ, LVL2 TYPE and LVL2 SEQ.
Estimated cost terms	28-117	Estimated cost terms shown in block 27 of the DD Form 1513.

Table E-145
DIC B JN, SACM Case Notes Record Input Transaction

Field legend	Record pos.	Entry and instructions
Document identifier code	1-3	DIC B JN.
Routing identifier code	4-6	RIC of the processing command.
Type action code	7	Type of action required during processing.
Blank	8-10	Leave blank.
Case note key	11-27	Contains the IL CTRL NO, CMD DSG, LVL1 TYPE, LVL1 SEQ, LVL2 TYPE and LVL2 SEQ.
Reference note number	28-37	Contains the number of specific notes referenced in preparation of the DD Form 1513.
Case note number	38-41	Identifies the case note for a specific note on the FMS DD Form 1513.

**Table E-146
DIC BJP, SACM Case Notes Text Record Input Transaction**

Field legend	Record pos.	Entry and instructions
Document identifier code	1-3	DIC BJP.
Routing identifier code	4-6	RIC of the processing command.
Type action code	7	Type of action required during processing.
Blank	8-10	Leave blank.
Case note text key	11-27	Contains the IL CTRL NO, CMD DSG, LVL1 TYPE, LVL1 SEQ, LVL2 TYPE, LVL2 SEQ, LVL3 TYPE, and LVL3 SEQ.
Case notes	28-113	Contains the case notes that pertain to the specific FMS case
Case note text	114-117	Contains occurrence of case notes text data for a specific FMS case.

**Table E-147
DIC BJW, SACM Amendment/Modification Level 1 Record Input Transaction**

Field legend	Record pos.	Entry and instructions
Document identifier code	1-3	DIC BJW.
Routing identifier code	4-6	RIC of the processing command.
Type action code	7	Type of action required during processing.
Blank	8-10	Leave blank.
A/M level 1 key	11-27	Contains the IL CTRL NO, CMD DSG, LVL1 TYPE and LVL1 SEQ.
A/M acceptance date	28-33	Date the amendment is accepted by the foreign government.
A/M date forwarded country	34-39	Date amendment was forwarded from DSAA.
A/M implementation date	40-45	Date the amendment or modification is suspended.
A/M suspense date	46-51	Date the amendment or modification is implemented.
A/M suspense release date	52-57	Date released from suspension.
A/M status code	58	Indicates the status of an IL case or program.
A/M action code	59	Action taken on a request for extension for a LOO due date.
Date cancelled	60-65	Date the amendment or modification was cancelled.
A/M due date	66-71	Date due at USASAC.
A/M date signed	72-77	Date the command signs.
A/M date LOO fwd USASAC	78-83	Date DD Form 1513-1 transmitted from the UC to USASAC.
A/M transmission dt to DSAA	84-89	Date sent to DSAA.
A/M expiration date	90-95	Date it expires.
A/M extension action date	96-101	Date USASAC approves or disapproves the request for an extension.
A/M extension due date	102-107	New due date as approved by USASAC.
A/M extension expiration dt	108-113	The extended expiration date.
A/M extension requested date	114-119	Date the case initiator requested an extension for preparation.
A/M received date DSAA	120-125	Date received at DSAA.
A/M received date USASAC	126-131	Date received at USASAC.
A/M requested ext due date	132-137	Requested date that represents a proposed new suspense date to be due at USASAC.
A/M reason delay code	138	Identifies the reason for completion delay.
A/M mod previous status	139	Contains the current status while a case is in suspension.
A/M estimated admin cost	140-151	Total of all admin costs rolled up from the line level.
A/M est admin cost flag	152	Indicator that determines whether manual overridden values or computed values are stored in the A/M est admin cost field.
A/M est mat service cost	153-162	Total of all base costs rolled up from the line level.
A/M est mat svc cost flag	163	Indicator that determines whether manual overridden values or computed values are stored in the A/M est mat service cost field.
A/M estimated other cost	164-173	Total of total transportation costs and other asset user costs.
A/M est other cost flag	174	Indicator that determines whether manual overridden values or computed values are stored in the A/M est other cost field.
A/M est other cost spec	175-210	This is the only screen data field that the user is allowed to input data.
A/M estimated PCH cost	211-222	Total of all packing, crating, and handling costs rolled up from the line level.
A/M est PCH cost flag	223	Indicator that determines whether manual overridden values or computed values are stored in the A/M est PCH cost field.
A/M estimated SSA charge	224	Always zero.
A/M est SSA charge flag	225	Indicator that determines whether manual overridden values or computed values are stored in the A/M est SSA charge field.
A/M estimated total cost	226-235	Total of A/M est matl svc cst, est PCH cst, est admin cst, est SSA charge, and est other cst.
A/M est total cost flag	236	Indicator that determines whether manual overridden values or computed values are stored in the A/M est total cost field.
A/M other AU Cost	237-248	All AU cost rolled up from line level.
A/M other AU cost flag	249	Indicator that determines whether manual overridden values or computed values are stored in the A/M other AU cost field.
A/M other CONUS PLUH cost	250-261	Total of CONUS packing, loading, and unhandling cost rolled up from the line level.
A/M oth CONUS PLUH cst flag	262	Indicator that determines whether manual overridden values or computed values are stored in the A/M other CONUS PLUH cost field.
A/M other CONUS trans cost	263-274	Total of CONUS transportation costs rolled up from the line level.

Table E-147
DIC BJW, SACM Amendment/Modification Level 1 Record Input Transaction—Continued

Field legend	Record pos.	Entry and instructions
A/M oth CONUS trans cst flag	275	indicator that determines whether manual overridden values or computed values are stored in the A/M other CONUS trans cst field.
A/M other ocean trans cost	276-287	Total of ocean or air trans costs rolled up from the line level.
A/M oth ocean trans cst flag	288	Indicator that determines whether manual overridden values or computed values are stored in the A/M other ocean trans cost field.
A/M other OCONUS inland cost	289-300	Total of all overseas inland cost rolled up from the line level.
A/M oth OCONUS inlnd cst flag	301	Indicator that determines whether manual overridden values or computed values are stored in the A/M other OCONUS inland cost field.
A/M other OCONUS PLUH cost	302-313	Total of OCONUS packing, loading, and unhandling costs rolled up from the line level.
A/M oth OCONUS PLUH cst flag	314	Indicator that determines whether manual overridden values or computed values are stored in the A/M other OCONUS PLUH cost field.
A/M other total trans cost	315-326	The total of A/M OTH CONUS TRAN, A/M OTH CONUS PLUH, A/M OTH OCONUS TRANS, A/M OTH OCONUS PLUH, and A/M OTH OCONUS IN-LND CST.
A/M oth tot trans cst flag	327	Indicator that determines whether manual overridden values or computed values are stored in the A/M other total trans cost field.
A/M value	328-337	Total dollar value of the amended case.
A/M mod admin cost rounded	338-347	Contains the est admin cost rounded up to the next whole dollar.
A/M mod est PCH cost rounded	348-357	Contains the est packing, crating, and handling costs rounded up to the next whole dollar.
A/M modification number	358-360	Identifies a specific amendment or modification.
A/M mod transaction type	361-364	Contains the type of transaction which processes a current record for an FMS case.
A/M mod transaction date	365-370	Contains the processing date for a current record on an FMS case.

Table E-148
DIC BJX, SACM Amendment/Modification Reason Input Transaction

Field legend	Record pos.	Entry and Instructions
Document identifier code	1-3	DIC BJX.
Routing identifier code	4-6	RIC of the processing command.
Type action code	7	Type of action required during processing.
Blank	8-10	Leave blank.
A/M reason key	11-27	Contains the IL CTRL NO, CMD DSG, LVL1 TYPE, LVL1 SEQ, LVL2 TYPE, and LVL2 SEQ.
A/M reason	28-117	Contains an explanation of the reason for processing a DD Form 1513-1 amendment to the FMS case.

Table E-149
DIC BJY, SACM Amendment/Modification Level 2 Record Input Transaction 1

Field legend	Record pos.	Entry and instructions
Document identifier code	1-3	DIC BJY.
Routing identifier code	4-6	RIC of the processing command.
Type action code	7	Type of action required during processing.
Blank	8-10	Leave blank.
A/M level 2 key	11-27	Contains the IL CTRL NO, CMD DSG, LVL1 TYPE, LVL1 SEQ, LVL2 TYPE, and LVL2 SEQ.
A/M level 2 action code	28	Contains the action to be taken upon implementation of an amendment or modification.
A/M level 2 data 1	29-278	Contains changes to the current file of the second level of the data base.

Table E-150
DIC BJJ, SACM Amendment/Modification Level 2 Record Input Transaction 2

Field legend	Record pos.	Entry and instructions
Document identifier code	1-3	DIC BJJ.
Routing identifier code	4-6	RIC of the processing command.
Type action code	7	Type of action required during processing.
Blank	8-10	Leave blank.
A/M level 2 rec key	11-27	Contains the IL CTRL NO, CMD DSG, LVL1 TYPE, LVL1 SEQ, LVL2 TYPE, and LVL2 SEQ.
A/M level 2 data 2	28-277	Contains changes to
A/M level 2 data 3	278-517	the current file of
A/M level 2 data 4	518-767	the second level of the data base.
A/M line number	768-771	Identifies an amendment or modification to a DD Form 1513 for an FMS case.
A/M case note number	772-775	Number for a specific FMS case.
A/M line fix price code	776	Code used in the program to suppress selected computations of accessorial and administrative cost for a specific FMS case line or subline.
A/M line term of sale code	777	Code that identifies the specific term of sale and type of financing for each case at line or subline level.

Table E-150.1
DIC BKA, SNT/Asset Visibility Receipt

Field legend	Record pos.	Entry and instructions
Document identifier code	1-3	Enter BKA.
Routing identifier code	4-6	RIC of reporting activity. For property book transactions, leave blank.
Transaction code	7	Enter "A" or "R."
National stock number	8-22	Enter national stock number.
Fund Code	23-24	Perpetuate from source document or leave blank.
Quantity	25-29	For SNT transactions, enter 00001. For CBS-X reporting, enter quantity received.
Document number	30-43	The document number the item was gained under.
Suffix code	44	Suffix code from receipt document, or leave blank.
DODAAC/UIC (owning activity)	45-50	Enter DODAAC; if none, the UIC of owning activity.
Serial number	51-68	For SNT, enter the serial number of the item received. For CBS-X leave blank.
Reportable item control number	69	Enter reportable item control number.
Management code	70	Reserved, leave blank.
Condition code	71	Condition code of item received. For property book, leave blank.
Transaction date	72-76	Enter YYDDD.
Ownership/ purpose code	77	For SNT, leave blank. For CBS-X, enter the O/P code where receipt was posted. For property book, leave blank.
Project code	78-80	For SNT, leave blank. For CBS-X, enter If applicable. Otherwise leave blank.

Table E-150.2
DIC BKB, SNT/Asset Visibility Adjustment (Gain)

Field legend	Record pos.	Entry and Instructions
Document identifier code	1-3	Enter BKB.
Routing identifier code	4-6	RIC of reporting activity. For property book, leave blank.
Transaction code	7	Enter "B","C","K," or "P."
National stock number	8-22	NSN of item gained.
Fund code	23-24	For SNT, perpetuate or leave blank. For property book, leave blank.
Quantity	25-29	For SNT, enter 00001. For CBS-X, enter quantity gained.
Document number	30-43	Document number the items were gained under.
Suffix code	44	Suffix code or leave blank.
DODAAC/UIC (owning activity)	45-50	Enter DODAAC; if none, enter UIC.
Serial number	51-68	For SNT, enter serial number of item gained. For CBS-X, leave blank.
Reportable item control code	69	Enter reportable item control code.
Management code	70	Reserved, leave blank.
Condition code	71	Condition code of item gained. Property book, leave blank.
Transaction date	72-76	Enter YYDDD.
Ownership/purpose code	77	For SNT, leave blank. For CBS-X, enter the O/P code where gain was posted. Property book, leave blank.
Project code	78-80	For SNT, leave blank. For CBS-X, enter project code if applicable. Otherwise, leave blank.

Table E-150.3
DIC BKC, SNT/Asset Visibility Issue

Field legend	Record pos.	Entry and instructions
Document identifier code	1-3	Enter BKC.
Routing identifier code	4-6	RIC of reporting activity. For property book, leave blank.
Transaction code	7	Code "D," "F," "G," "V," "2," or blank. Notes. 1. Code "D," "F," "G," and "V" are wholesale unique. 2. Code "2" is AMMO unique, 3. Blank designates a normal issue.
National stock number	8-22	Enter national stock number.
Fund code	23-24	Perpetuate or leave blank.
Quantity	25-29	For SNT, enter 00001. For CBS-X, enter quantity issued.
Document number	30-43	Document number the items were issued under.
Suffix code	44	Suffix code or leave blank.
DODAAC/UIC (owning activity)	45-50	DODAAC of owning activity. If none, the UIC.
Serial number	51-68	For SNT, serial number of item issued.
Reportable item control code	69	Enter reportable item control code.
Management code	70	Reserved. Leave blank.
Condition code	71	Code of the item issued. For property book, leave blank.
Transaction date	72-76	Enter YYDDD.
Ownership/purpose code	77	For SNT, leave blank. For CBS-X, code item was issued under. For property book, leave blank.
Project code	78-80	For SNT, leave blank. For CBS-X, enter code if applicable. Otherwise, leave blank.

Table E-150.4
DIC BKD, SNT/Asset Visibility Adjustment (Loss)

Field legend	Record pos.	Entry and instructions
Document identifier code	1-3	Enter BKD.
Routing identifier code (From)	4-6	RIC of reporting activity. For property book, leave blank.
Transaction code	7	Code "L" or "K."
National stock number	8-22	Enter national stock number.
Fund code	23-24	Perpetuate or blank.
Quantity	25-29	For SNT, enter 00001. For CBS-X, enter quantity lost
Document number	30-43	Document number the items were lost under.
Suffix code	44	Enter code or blank.
DODAAC/UIC (owning activity)	45-60	DODAAC of owning activity. If none, leave blank.
Serial number	51-68	For SNT, enter serial number. If none, enter UIC.
Reportable item control code	69	Enter reportable item control code.
Management code	70	Reserved, leave blank.
Condition code	71	Condition code if item lost. For property book, leave blank.
Transaction date	72-76	Enter YYDDD.
Ownership/purpose code	77	For SNT, leave blank. For CBS-X, code from which the item was lost.
Project code	78-80	For SNT leave blank. For CBS-X, enter code if applicable. Otherwise, leave blank.

Table E-150.5
DIC BKE, SNT/Asset Visibility Shipment or Turn-In

Field legend	Record pos.	Entry and instructions
Document identifier code	1-3	Enter BKE.
Routing identifier code (From)	4-6	RIC of reporting activity. Property book, leave blank.
Transaction code	7	Code "S."
National stock number	8-22	Enter national stock number.
Fund code	23-24	Perpetuate or leave blank.
Quantity	25-29	For SNT, enter 00001. For CBS-X, enter quantity turned in.
Document number	30-43	Document number the item was turned in under.
Suffix code	44	Code from turn-in document or leave blank.
DODAAC/UIC (owning activity)	45-50	DODAAC of owning activity. If none, leave blank.
Serial number	51-68	For SNT, enter serial number. For CBS-X, leave blank.
Reportable item control code	69	Enter reportable item control code.
Management code	70	Reserved, leave blank.
Condition code	71	Condition code of item turned in. Property book, leave blank.
Transaction date	72-76	Enter YYDDD.
Ownership/purpose code	77	For CBS-X, enter code item was turned in under. Property book, leave blank.
Project code	78-80	For SNT, leave blank. For CBS-X, enter code if applicable. Otherwise, leave blank.

**Table E-150.6
DIC BKF, SNT/Asset Visibility Reconciliation (inventory Conducted)**

Field legend	Record pos.	Entry and instructions
Document identifier code	1-3	Enter BKF.
Routing identifier code (From)	4-6	RIC of reporting activity.
Transaction code	7	Leave blank.
National stock number	8-22	Enter national stock number.
Fund code	23-24	Leave blank.
Quantity	25-29	For SNT, enter 00001. For CBS-X, enter quantity being reconciled.
Document number	30-43	Leave blank.
Suffix code	44	Leave blank.
DODAAC/UIC (owning activity)	45-50	DODAAC of owning activity. If none, enter the UIC.
Serial number	51-68	For SNT, enter serial number. For CBS-X, leave blank.
Reportable item control code	69	Enter reportable item control code.
Management code	70	Reserved, leave blank.
Condition code	71	Condition code of item being reconciled. Property book, leave blank.
Transaction date	72-76	Enter YYDDD.
Ownership/purpose code	77	For SNT, leave blank. For CBS-X, enter code that the item was carried under at the time of reconciliation. Property book, leave blank.
Project code	78-80	For SNT, leave blank. For CBS-X, enter code if applicable. Otherwise, leave blank.

**Table E-150.7
DIC BKG, SNT/Asset Visibility Shipment Follow-up**

Field legend	Record pos.	Entry and instructions
Document identifier code	1-3	Enter BKG.
Routing identifier code (From)	4-6	RIC of reporting activity.
Transaction code	7	Leave blank.
National stock number	8-22	Enter national stock number.
Fund code	23-24	Perpetuate or leave blank.
Quantity	25-29	For SNT, enter 00001. For CBS-X, enter quantity for which the follow-up is for.
Document number	30-43	Document number the item was shipped under.
Suffix code	44	Enter code or leave blank.
DODAAC/UIC shipped to/from	45-50	DODAAC the items were shipped to/from. If none, the UIC.
Serial number	51-68	For SNT, enter serial number. For CBS-X, leave blank.
Reportable item control code	69	Enter reportable item control code.
Management code	70	Reserved, leave blank.
Condition code	71	Condition code of item shipped.
Transaction date	72-76	Enter YYDDD.
Ownership/purpose code	77	For SNT, leave blank. For CBS-X, enter code that the item was shipped under.
Project code	78-80	For SNT, leave blank. For CBS-X, enter code if applicable. Otherwise, leave blank.

**Table E-150.8
DIC BKH, SNT/Asset Visibility Receipt Follow-up**

Field legend	Record pos.	Entry and instructions
Document identifier code	1-3	Enter BKH.
Routing identifier code (From)	4-6	RIC of the reporting activity
Transaction code	7	Codes "J," "K," "N," or "E."
National stock number	8-22	Enter national stock number.
Fund code	23-24	Perpetuate or leave blank.
Quantity	25-29	For SNT, enter 00001. For CBS-X, enter the quantity.
Document number	30-43	Document number the items were reported under.
Suffix code	44	Enter code or leave blank.
DODAAC/UIC shipped to/from	45-50	Enter the DODAAC/UIC who reported the item.
Serial number	51-68	For SNT, enter the serial number. For CBS-X, leave blank.
Reportable item control code	69	Enter the reportable item control code.
Management code	70	Reserved, leave blank.
Condition code	71	Condition code of the item reported.
Transaction date	72-76	Enter YYDDD.
Ownership/purpose code	77	Enter code that the item was reported under or leave blank.
Project code	78-80	Enter code if applicable. Otherwise, leave blank.

Table E-150.9
DIC BKI, SNT/Asset Visibility Reconciliation Follow-up

Field legend	Record pos.	Entry and instructions
Document identifier code	1-3	Enter BKI.
Routing identifier code	4-6	RIC of reporting activity.
Transaction code	7	Leave blank.
National stock number	8-22	NSN of item required to be reconciled.
Fund code	23-24	Leave blank.
Quantity	25-29	For SNT, enter 00001. For CBS-X, enter quantity to be reconciled.
Document number	30-43	Leave blank.
Suffix code	44	Enter code or leave blank.
DODAAC/UIC (owning activity)	45-50	Enter the DODAAC/UIC of the owning activity.
Serial number	51-68	For SNT, enter the serial number. For CBS-X, leave blank.
Reportable item control code	69	Enter the reportable item control code.
Management code	70	Reserved, leave blank.
Condition code	71	Leave blank.
Transaction date	72-76	Enter YYDDD.
Ownership/purpose code	77	Leave blank.
Project code	78-80	Leave blank.

Table E-150.10
DIC BKJ, SNT/Asset Visibility Multifield Correction (Single NSN Change)

Field legend	Record pos.	Entry and instructions
Document identifier code	1-3	Enter BKJ.
Routing identifier code	4-6	RIC of reporting activity.
Transaction code	7	Enter "J."
National stock number	8-22	Enter old national stock number.
Blank	23-29	Leave blank.
National stock number (new)	30-44	Enter corrected national stock number.
DODAAC/UIC (owning activity)	45-50	Enter the DODAAC/UIC of owning activity. If none, enter UIC.
Serial number	51-68	For SNT, enter serial number. For CBS-X, leave blank.
Reportable item control code	69	Enter the reportable item control code.
Blank	70-71	Leave blank.
Transaction date	72-76	Enter YYDDD.
Blank	77-80	Leave blank.

Table E-150.11
DIC BKJ, SNT/Asset Visibility Multifield Correction (Mass NSN Change)

Field legend	Record pos.	Entry and instructions
Document identifier code	1-3	Enter BKJ.
Routing identifier code	4-6	RIC of reporting activity.
Transaction code	7	Enter "H."
National stock number (old)	8-22	Enter old national stock number.
Blank	23-29	Leave blank.
National stock number (new)	30-44	Enter corrected national stock number.
DODAAC/UIC (owning activity)	45-50	Enter the DODAAC/UIC of owning activity. If none, enter UIC.
Blank	51-68	Leave blank.
Reportable item control code	69	Enter the reportable item control code.
Blank	70-71	Leave blank.
Transaction date	72-76	Enter YYDDD
Blank	77-80	Leave blank.

Table E-150.12
DIC BKJ, SHT/Asset Visibility Multifield Correction (Mass DODAAC/UIC Change)

Field legend	Record pos.	Entry and instructions
Document identifier code	1-3	Enter BKJ.
Routing identifier code	4-6	RIC of reporting activity.
Transaction code	7	Enter "M."
Blank	8-29	Leave blank.
Old DODAAC/UIC	30-35	Enter DODAAC; if none, the UIC.
Blank	36-44	Leave blank.
DODAAC/UIC (owning activity)	45-50	Enter new DODAAC; if none, enter the UIC.
Blank	51-71	Leave blank.
Transaction date	72-76	Enter YYDDD.
Blank	77-80	Leave blank.

Table E-150.13
DIC: BKJ, SNT/Asset Visibility Multifield Correction (Change In Ownership DODAAC/UIC)

Field legend	Record pos.	Entry and instructions
Document identifier code	1-3	Enter BKJ.
Routing identifier code	4-6	RIC of reporting activity.
Transaction code	7	Enter "E."
National stock number	8-22	Enter national stock number.
Blank	23-29	Leave blank.
Old DODAAC/UIC	30-35	Enter DODAAC; if none, the UIC.
Blank	36-44	Leave blank.
New DODAAC/UIC	45-50	Enter DODAAC; if none, the UIC.
Serial number	51-68	Enter the serial number.
Reportable item control code	69	Enter the reportable item control code.
Blank	70-71	Leave blank.
Transaction date	72-76	Enter YYDDD.
Blank	77-80	Leave blank.

Table E-151
DIC BKZ, Supply Management Transaction

Field legend	Record position	Entry and instructions
Document identifier code	1-3	DIC BKZ.
Routing identifier code (To)	4-6	RIC of the activity to which the document is being forwarded (DOD 4&0slash&0slash&0slash.25-1-SI).
Blank	7	May be used internally but will not be entered on output.
Stock or part number	8-22	Stock or part number of the item with additional identification data, when applicable.
Unit of issue	23-24	Two letter abbreviation of unit of issue of the stock or part number.
Quantity	25-29	Quantity affected by the action. The field will be completely punched; precede digits with zeros. (1) For ammunition items in FSG 13, quantities exceeding 99,999 will be expressed in thousands by placing an "M" in rp 29. <i>Example:</i> A quantity of 1,950,000 would be expressed as 1950M (1950 in rp 25-28 and an "M" in rp 29). Quantities not evenly divisible by thousands will require two transactions. The first transaction will show the rounded thousands using the "M" modifier and the second transaction will show the residual quantity. <i>Example:</i> For a quantity of 100,001, the first document will show a quantity of 0100M and the second document will show a quantity of 00001. (2) When rp 8-11 contains other than FSG 13 and the quantity exceeds 99,999 prepare additional documents bearing the same document number with suffix codes.
Document number	30-43	Document number of the service, originating installation, date, and serial number as follows:
Service designator	(30)	Proper service assignment code of the originator.
Requisitioner code	(31-35)	Activity address code of the originator.
Originating date	(36-39)	Date the document number was assigned.
Year	(36)	Last digit of the year (e.g., 1972 is expressed as "2" and 1973 as "3").
Day	(37-39)	Consecutive day of the year (e.g., the 31st of January is expressed as "031" and the first of February as "032").
Serial number	(40-43)	(1) Numeric serial number of the action within the originating activity (rp 30-35) in serially numbered series(0001-9999). (2) This series may be blocked as mutually agreed to by the responsible and accountable officer.

Table E-151
DIC BKZ, Supply Management Transaction—Continued

Field legend	Record position	Entry and instructions
Suffix code	44	When two or more transactions are needed to report a quantity, use suffix codes A–Z (excluding I and O). The serial number of the basic document number will always remain the same when the suffix is used.
Reference data	45–64	Variable data as prescribed by the management code in rp 72.
Ownership or purpose code (To)	65	Ownership or purpose as required.
Condition code (To)	66	Condition code as required.
Routing identifier code (From)	67–69	RIC of the activity preparing the transaction.
Ownership or purpose code (From)	70	Proper ownership or purpose code as required. When only one ownership or purpose code is involved, it will be entered in this column.
Condition code (From)	71	Proper condition code. When only one condition code is involved, it will be entered in this column.
Management code	72	Proper management code as listed in paragraph C-35.
Transaction date	73–75	Numerical calendar day of the year the transaction was prepared.
Blank	76–80	Blank.

Table E-152
DIC BM1, Storage Item Data Stock Number Change (Retail Activity) DIC BM3, Storage Item Data Miscellaneous Change Only (Retail Activity)

Field legend	Record pos.	Entry and instructions
Document identifier code	1–3	DIC BM1 or BM3.
Routing identifier code (to)	4–6	Enter.
Blank	7	Leave blank.
Stock number (current/new)	8–22	If the DIC in rp 1–3 a. BM1, the new stock number of the item as signified by Phrase Code A, C, or D. b. BM3, the current stock number of the item.
Unit of issue	23–24	If the DIC in rp 1–3 a. BM1, the current unit of issue for the stock number in rp 8–22. b. BM3, and the unit of issue for the current stock number in rp 8–22 is changed, use the current unit of issue for the stock number in rp 8–22; otherwise leave blank.
Nomenclature	25–34	If the DIC in rp 1–3 a. BM1, the brief nomenclature for the stock number in rp B-22 from the ABF/CMDF record. b. BM3, leave blank.
Conversion factor (unit issue)	35–39	If the DIC in rp 1–3 a. BM1, the appropriate decimal
Decimal locator	(35)	locator code 0–4 in rp 35 and the multiplication factor in rp 36–39 from the CRF/ABF/CMDF record.
Multiplication factor	(36–39)	b. BM3, and the unit of issue of the current stock number in rp 8–22 is changed, the appropriate decimal locator code 0–4 in rp 35 and the multiplication factor in rp 36–39 from the CRF/ABF/CMDF records; otherwise leave blank.
Phrase code	40	If the DIC in rp 1–3 a. BM1, Phrase Code A, C, or D, as appropriate from the CRF record. b. BM3, leave blank.
Special control item code	41	The current code for the stock number in rp 8–22 from the ABF/CMDF record.
Controlled item inventory code	42	If the DIC in rp 1–3 a. BM1, the appropriate code for the stock number in rp 8–22 from the ABF/CMDF record. b. BM3, and the code is changed, the appropriate code for the stock number in rp 8–22 from the ABF/CMDF record; otherwise, leave blank.
Effective date of change	43–46	Effective Julian date of change.
Quantity per unit package code	47	If the DIC in rp 1–3 a. BM1, the appropriate code for the stock number in rp 8–22 from the ABF/CMDF record. b. BM3, and the unit of issue of the stock number in rp 8–22 is changed, the appropriate code for the stock number in rp 8–22 from the ABF/CMDF record; otherwise, leave blank.
Stock number (old)	48–62	If the DIC in rp 1–3 a. BM1, the old stock number for the item in rp 8–22 from the CRF record. b. BM3, leave blank.
Shelf life code	63	If the DIC in rp 1–3 a. BM1, the appropriate code for the stock number in rp 8–22 from the ABF/CMDF record. b. BM3, and the shelf life code is changed, the appropriate code for the stock number in rp 8–22 from the ABF/CMDF record; otherwise, leave blank.

Table E-152**DIC BM1, Storage Item Data Stock Number Change (Retail Activity) DIC BM3, Storage Item Data Miscellaneous Change Only (Retail Activity)—Continued**

Field legend	Record pos.	Entry and instructions
Unit of issue (from)	64-65	If the DIC in rp 1-3 a. BM1, the Unit of Issue for the stock number in rp 48-62 from the CRF/ABF/CMDF record. b. BM3, leave blank.
Recoverability code	66	The appropriate code for the stock number in rp 8-22 from the ABF/CMDF record.
Routing identifier code (from)	67-69	RIC of SCA/IMC/IMSA furnishing the storage item data change card.
Manager code	70-71	If the source transaction contains a manager code perpetuate, otherwise, the appropriate manager code responsible for the stock number in rp 8-22 from the catalog fixed header segment of the ABF record.
Edit code	72	The appropriate code from the storage site segment of the ABF record for the stock number in rp 8-22; otherwise will be edit code 0.
Price signal code	73	Code for the stock number in rp 8-22 from the ABF/CMDF record.
Unit price	74-80	The current unit price for the stock number in rp 8-22 from the ABF/CMDF record.

Table E-153**DIC BMA, Suspension/Restriction Notice**

Field Legend	Record Position	Entry and instructions
Document Identifier Code	1-3	Enter DIC BMA
Routing Identifier	4-6	Enter RIC of Ammunition DPI.
Type action code	7	Enter "T" to add a reason, "P" to add/change a fix or reason, "R" to add/change a restriction, or "A" to delete the record.
Stock Number	8-22	Enter stock number. If FSC (positions 8-11 only is entered, positions 23-26 must contain DODIC).
Department of Defense Identification Code (DODIC).	23-26	Enter DODIC or leave blank.
Lot Number	27-42	Enter the Specific Lot Number if the action applies to a single lot. Enter the manufacturer's prefix followed by an asterisk(*) if the action applies to all lots of a single manufacturer, (i.e., IVI* or KC*). Enter "Z0000" if the action applies to all lots within the stock number indicator in position 8-26.
Limit	43	Enter "A" to indicate No (Blank) Limit Enter "B" to indicate ECUO, "C" to indicate SIU, or "D" to indicate SIMU.
Restriction Number 1	44-46	Enter three position Restriction number or leave blank. Enter three "****" to delete a Restriction Number.
Restriction Number 2	47-49	Enter the same as for Restriction Number 1.
Fix or Reason Code Number 1	50-54	Enter five position fix or reason code or leave blank. Enter five asterisks "*****" to delete a fix or reason code.
Fix or Reason Code Number 2	55-59	Enter the same as for Fix or Reason Code Number 1.
Date Action	60-64	Leave blank if action applies to a specific lot number (positions 27-42). If positions 27-42 contain a manufacturer's prefix or "Z0000," enter as follows: Enter a "P" in position 60, the last two positions of the year in positions 61-62 and the month in positions 63-64, to indicate the action applies to all lots reflected in positions 27-42 that were manufactured prior to the year and month indicated in positions 61-64. Enter "A" in position 60 and the year and month in positions 61-64 to indicate the action applies to all lots reflected in positions 27-42 that were manufactured after the year and month indicated in positions 61-64. Enter an "S" in position 60 and the year and month in positions 61-64 to indicate the action applies to all lots reflected in positions 27-42 that were manufactured during the year and month indicated in positions 61-64. Enter a "Z" in position 60 and four (4) zeros (0000) in positions 61-64 to indicate the action applies to all lots reflected in positions 27-42 for all dates of manufacture. If month is unknown, 00 will be entered in positions 63-64.
Blank	65-66	Leave blank.
Routing Identifier Code (FROM)	67-69	Enter "B14"
Ammunition Supplementary Notice Number.	70-74	Enter last two (2) positions of the fiscal year in positions 70-71 and the notice serial number in positions 72-74.
Blank	75-80	Leave Blank.

**Table E-153-1
DIC BMB, Foreign Military Sales Publication Requisition**

Field Legend	Record Position	Entry and Instructions
Document Identifier Code	1-3	Enter DIC BMB
Changes requested	4-6	Enter change number right to left, preceding significant digits with zeros.
Unit of issue	7-11	Enter unit of issue per DA Pam 25-30.
Quantity	12-16	Enter number of copies. Enter right to left, preceding significant digits with zeros.
Zip code	17-25	Zip code of freight forwarder or APO number for addressee.
Dir information	26-29	Leave blank
Requisitioner	30-35 (30) (31-32) (33) (34) (35)	Enter "B" which identifies U.S. service program manager. Enter FMS customer country code. Enter customer within country code. Enter delivery term code per Letter of Offer and Agreement (LOA). Enter type of assistance per LOA.
Date	36-39 (36) (37-39)	Enter last digit of calendar year. Enter julian day that the requisition is created.
Serial number	40-43	Enter four-digit numeric control number assigned for use by FMS customer. This number will be assigned sequentially.
PUB form number	44-71	Alpha/numeric identification of PUB. Must include spaces and special characters (e.g., -and &).
Account number	72-76	Publication account number assigned by USASAC.
Case designator code	77-79	Case identification code as shown on LOA.
Blank	80	Blank.

**Table E-154
DIC BP1, SACM Amendment/Modification Level 3 Record input Transaction**

Field legend	Record pos.	Entry and instructions
Document identifier code	1-3	DIC BP1.
Routing identifier code	4-6	RIC of the processing command.
Type action code	7	Type of action required during processing.
Blank	8-10	Leave blank.
A/M level 3 key	11-32	Contains the IL CTRL NO, CMD DSG, LVL1 TYPE, LVL1 SEQ, LVL2 TYPE, LVL2 SEQ, LVL3 TYPE, and LVL3 SEQ.
A/M level 3 action code	33	Contains the code that identifies the action to be taken upon implementation of an amendment or modification.
A/M level 3 data 1	34-241	Contains changes to
A/M level 3 data 2	242-423	the current file of
A/M level 3 data 3	424-543	the third level of the data base.
A/M subline number	544-545	identifies a document number to a specific item on the DD Form 1513 at subline level.
A/M case note text	546-549	Contains the identity of the case notes text data occurrence for a specific FMS case.
A/M subline fix price code	550	Code used in the program to suppress selected computations of accessorial and administrative cost for a specific FMS case line or subline.
A/M subline term of sale code	551	Identifies the specific terms of sale and type of financing for each case at line or subline level.

**Table E-155
DIC BP2, SACM Amendment/Modification Level 4 Record Input Transaction**

Field legend	Record pos.	Entry and instructions
Document identifier code	1-3	DIC BP2.
Routing identifier code	4-6	RIC of the processing command.
Type action code	7	Type of action required during processing.
Blank	8-10	Leave blank.
A/M level 4 key	11-36	Contains the IL CTRL NO, CMD DSG, LVL1 TYPE, LVL1 SEQ, LVL2 TYPE, LVL2 SEQ, LVL3 TYPE, LVL3 SEQ, LVL4 TYPE, and LVL4 SEQ.
A/M level 4 action code	37	Code of the action to be taken upon implementation of an amendment or modification.
A/M level 4 data 1	38-213	Contains changes to
A/M level 4 data 2	214-367	the current file of
A/M level 4 data 3	368-487	the fourth level of the data base.
A/M annex line search key	488-502	Contains IL CTRL NO, CMD DSG, CASE CODE, A/M ANNEX ID, and ANNEX LINE NUMBER.
A/M annex line number	503-505	Contains the annex line number applicable to the subline.

Table E-156
DIC BP3, SACM Amendment/Modification Level 5 Record Input Transaction

Field legend	Record pos.	Entry and instructions
Document identifier code	1-3	DIC BP3.
Routing identifier code	4-6	RIC of the processing command.
Type action code	7	Type of action required during processing.
Blank	8-10	Leave blank.
A/M level 5 key	11-39	Contains the IL CTRL NO, CMD DSG, LVL1 TYPE, LVL1 SEQ, LVL2 TYPE, LVL2 SEQ, LVL3 TYPE, LVL3 SEQ, LVL4 TYPE, LVL4 SEQ, LVL5 TYPE, and LVL5 SEQ.
A/M level 5 action code	40	Specifies the action to be taken upon implementation of an amendment or modification.
A/M level 5 data 1	41-216	Contains changes to
A/M level 5 data 2	217-370	the current file of
A/M level 5 data 3	371-590	the fifth level of the data base.

Table E-157
DIC BP4, SACM Amendment/Modification Level 5 Record Input Transaction 2

Field legend	Record pos.	Entry and instructions
Document identifier code	1-3	DIC BP4.
Routing identifier code	4-6	RIC of the processing command.
Type action code	7	Type of action required during processing.
Blank	8-10	Leave blank.
A/M level 5 key	11-39	Contains the IL CTRL NO, CMD DSG, LVL1 TYPE, LVL1 SEQ, LVL2 TYPE, LVL2 SEQ, LVL3 TYPE, LVL3 SEQ, LVL4 TYPE, LVL4 SEQ, LVL5 TYPE, and LVL5 SEQ.
A/M level 5 data 4	40-259	Contains changes to
A/M level 5 data 5	260-479	the current file of
A/M level 5 data 6	480-699	the fifth level of the data base.

Table E-158
DIC BP5, SACM Annex Service Text Record Input Transaction 1

Field legend	Record pos.	Entry and instructions
Document identifier code	1-3	DIC BP5.
Routing identifier code	4-6	RIC of the processing command.
Type action code	7	Type of action required during processing.
Blank	8-10	Leave blank.
A/M level 5 key	11-39	Contains the IL CTRL NO, CMD DSG, LVL1 TYPE, LVL1 SEQ, LVL2 TYPE, LVL2 SEQ, LVL3 TYPE, LVL3 SEQ, LVL4 TYPE, LVL4 SEQ, LVL5 TYPE, and LVL5 SEQ.
Annex service text 1	40-79	Contains narrative
Annex service text 2	80-159	data that is shown in
Annex service text 3	160-239	service annex of the
Annex service text 4	240-319	DD Form 1513.
Annex service text 5	320-399	
Annex service text 6	400-479	
Annex service text 7	480-559	
Annex service text 8	560-639	

Table E-159
DIC BP6, SACM Annex Service Text Record input Transaction 2

Field legend	Record Pos.	Entry and instructions
Document identifier code	1-3	DIC BP6.
Routing identifier code	4-6	RIC of the processing command.
Type action code	7	Type of action required during processing.
Blank	8-10	Leave blank.
A/M level 5 key	11-39	Contains the IL CTRL NO, CMD DSG, LVL1 TYPE, LVL1 SEQ, LVL2 TYPE, LVL2 SEQ, LVL3 TYPE, LVL3 SEQ, LVL4 TYPE, LVL4 SEQ, LVL5 TYPE, and LVL5 SEQ.
Annex service text 9	40-79	Contains narrative
Annex service text 10	80-159	data that is shown in
Annex service text 11	160-239	service annex of the

Table E-159
DIC BP6, SACM Annex Service Text Record Input Transaction 2—Continued

Field legend	Record Pos.	Entry and instructions
Annex service text 12	240-319	DD Form 1513.
Annex service text 13	320-399	
Annex service text 14	400-479	
Annex service text 15	480-559	
Annex service trans type	560-563	Type of transaction which processed a current record for an FMS case.
Annex service trans date	564-569	Date of transaction which processed a current record for an FMS case.

Table E-160
DIC BP7, SACM TOS Roll-Up Record Input Transaction

Field legend	Record pos.	Entry and instructions
Document identifier code	1-3	DIC BP7.
Routing identifier code	4-6	RIC of the processing command.
Type action code	7	Type of action required during processing.
Blank	8-10	Leave blank.
TOS roll-up key	11-27	Contains the IL CTRL NO, CMD DSG, LVL1 TYPE, LVL1 SEQ, LVL2 TYPE and LVL2 SEQ.
Case term of sale code	28	Identifies the specific terms of sale and type of financing for each case at line or subline level.
Case term of sale amount	29-43	Shows the dollar amount for each terms of sale financing code, described above, at the line or subline level.
TOS roll-up trans type	44-47	Type of transaction which processed a current record for an FMS case.
TOS roll-up trans date	48-53	The processing date for a current record on an FMS case.

Table E-161
DIC BP8, SACM Letter of Request Paragraph Number Record Input Transaction

Field legend	Record pos.	Entry and instructions
Document identifier code	1-3	DIC BP8.
Routing identifier code	4-6	RIC of the processing command.
Type action code	7	Type of action required during processing.
Blank	8-10	Leave blank.
A/M level 2 rec key	11-27	Contains the IL CTRL NO, CMD DSG, LVL1 TYPE, LVL1 SEQ, LVL2 TYPE and LVL2 SEQ.

Table E-162
DIC BPY, SA3 FFMIP Level B SCM Billing

Field Legend	Record Position	Entry and instructions
1. Data Type 2 (Case Termination Transaction).		
Document Identifier Code	1-3	BPY
Routing Identifier Code	4-6	MRC being sent data
Type transaction	7-9	002
International Logistic control number	10-15	
	(10-11)	Country code
	(12)	Service code
	13-15)	Case designator
All other fields	16-37	Leave blank
Amount termination cost	38-51	Enter amount
All other fields	52-80	Leave blank
2. Data Type 3 (Date Re-opened Transaction).		
Document Identifier code	1-3	BPY
Routing identifier code	4-6	MRC being sent data

Table E-162
DIC BPY, SA3 FFMIP Level B SCM Billing—Continued

Field Legend	Record Position	Entry and instructions
Type transaction	7-9	003
International logistic control number	10-15 (10-11) (12) (13-15)	Country code Service code Case designator
All other fields	16-30	Leave blank
Date re-opened	31-36	Date
All other fields	37-80	Leave blank
3. Data Type 4 (Case/Line Closure Transaction).		
Document identifier code	1-3	BPY
Routing identifier code	4-6	MRC being sent data
Type transaction	7-9	004
International logistic control number	10-15 (10-11) (12) (13-15)	Country code Service code Case designator
All other fields	16-21	Leave blank
Date certification forwarded	31-36	Date
Amount delivered certification cost	38-51	Enter amount
All other fields	52-80	Leave blank
4. Data Type 5 (Date Closed Transaction).		
Document identifier code	1-3	BPY
Routing identifier code	4-6	MRC being sent data
Type transaction	7-9	005
International logistic control number	10-15 (10-11) (12) (13-15)	Country code Service code Case designator
All other fields	16-30	Leave blank
Date closed	31-36	Date
All other fields	37-80	Leave blank
5. Data Type 6 (Delivery Complete Transaction).		
Document identifier code	1-3	BPY
Routing identifier code	4-6	MRC being sent data
Type transaction	7-9	006
International logistic control number	10-15 (10-11) (12) (13-15)	Country code Service code Case designator
All other fields	16-21	Leave blank
FMS line number	22-25	Enter number
Date delivery completed	26-29	Enter date
All other fields	30-80	Leave blank

Table E-163
DIC BPZ, SA3 FFMIP Level A Billing/Confirmation/Reject

Field Legend	Record Position	Entry and instructions
1. Data Type 2 (Case Termination Transaction).		
Document identifier code	1-3	BPZ
Type transaction	7-9	002
International logistic control number	10-15 (10-11) (12) (13-15)	Country code Service code Case designator
All other fields	16-37	Leave blank
Amount termination cost	38-51	Enter amount
All other fields	52-64	Leave blank
Transaction confirmation reject codes	65-79	Enter codes (always 1 with 5 maximum)
Blank	80	Leave blank
2. Data Type 3 (Date Re-opened Transaction)		
Document identifier code	1-3	BPZ
Routing identifier code	4-6	BY7
Type transaction	7-9	003

Table E-163
DIC BPZ, SA3 FFMI Level A Billing/Confirmation/Reject—Continued

Field Legend	Record Position	Entry and instructions
International logistic control number	10-15 (10-11) (12) (13-15)	Country code Service code Case designator
All other fields	16-30	Leave blank
Date transaction reopened	31-36	Enter date
All other fields	37-64	Leave blank
Transaction confirmation reject codes	65-79	Enter codes (always 1 with 5 maximum)
Blank	80	Leave blank
3. Data Type 4 (Case/Line Closure Transaction).		
Document identifier code	1-3	BPZ
Routing identifier code	4-6	BY7
Type transaction	7-9	004
International logistic control number	10-15 (10-11) (12) (13-15)	Country code Service code Case designator
All other fields	16-21	Leave blank
FMS line number	22-25	Enter number
All other fields	26-30	Leave blank
Date certification forwarded	31-36	Enter date
Blank	37	Leave blank
Amount delivered certification cost	38-51	Enter amount
All other fields	52-64	Leave blank
Transaction confirmation reject codes	65-79	Enter codes (always 1 with 5 maximum)
Blank	80	Leave blank
4. Data Type 5 (Date Closed Transaction).		
Document identifier code	1-3	BPZ
Routing identifier code	4-6	BY7
Type transaction	7-9	005
International logistic control number	10-15 (10-11) (12) (13-15)	Country code Service code Case designator
All other fields	16-30	Leave blank
Date closed	31-36	Enter date
All other fields	37-64	Leave blank
Transaction confirmation reject codes	65-79	Enter codes (always 1 with 5 maximum)
Blank	80	Blank
5. Data Type 6 (Delivery Complete Transaction).		
Document identifier code	1-3	BPZ
Routing identifier code	4-6	BY7
Type transaction	7-9	006
International logistic control number	10-15 (10-11) (12) (13-15)	Country code Service code Case designator
All other fields	16-21	Leave blank
FMS line number	22-25	Enter number
Date delivery completed	26-29	Enter date

Table E-164
DIC BT3, Autodin DMPRL

Field legend	Record pos.	Entry and instructions
Document identifier code	1-3	DIC BT3.
Routing identifier code (to)	4-6	RIC of command DIC BT3 is being sent to.
Routing identifier code (from)	7-9	RIC of sending depot.
Stock item number	10-26	NSN of reparable for which DMPRL is requested.
End item parts related	27-28	Must match appendix B of ADPSM 18-LDA-JBU-ZZZ-UM-05.
End item code	29-31	Two or three-position code identifying end item.
Blank	32-77	Leave blank.
Part manager code	78-79	Code depicting part manager at sending depot.

Table E-164
DIC BT3, Autodin DMPRL—Continued

Field legend	Record pos.	Entry and instructions
Depot code	80	One-position code depicting sending depot.

Table E-165
DIC BT4, Depot Maintenance Consumption Data (Reparable Item Record)

Field legend	Record pos.	Entry and instructions
Document identifier code	1-3	DIC BT4.
Card code	4	Enter 1.
Correction code	5	Blank (for correction of previous report enter X).
Procurement request order number	6-19	Enter PRON indicated on authorizing document.
Consumption report code	20-21	Enter the sequential number of this report (01 through 99 or FF for final).
Work accomplishment code	22-23	Enter code indicated on authorizing document.
Performing activity code—maintenance	24-25	Enter the appropriate code for the type of maintenance list (appendix B of ADSM 18-LDA-JBU-ZZZ-UM-01 or 02).
Reliability code	26	From appendix B of ADSM 18-LDA-JBU-ZZZ-UM-01 or 02).
Quantity overhauled	27-35	Enter cumulative quantity of reparable items overhauled or forecast to be overhauled. Right justified, zero filled.
Reparable item	36-67	Enter NSN or part number of item being repaired. Left justified (Must be the same number as on authorizing document).
Federal supply code for manufacturers	68-72	Code must be entered when part number is used for reparable item (rp 36-67). Must be blank when NSN is used.
Blank	73-80	Leave blank.

Table E-166
DIC BT4, Depot Maintenance Consumption Data (Repair Part)

Field legend	Record pos.	Entry and instructions
Document identifier code	1-3	DIC BT4.
Card code	4	Enter P.
Procurement request order number	6-19	Correction code of previous report enter X).
Consumption report code	20-21	Code indicated on order authorizing document.
Performing activity supply source	22	Enter the sequential number of this report (01 through 99 or FF-final).
Repair part quantity	23-31	Enter supply source from which part was obtained.(Appendix B of ADSM 18-LDA-JBU-ZZZ-UM-01 or 02).
Unit of issue	32-33	Enter cumulative quantity reported to date. Right justified, zero filled.
Repair part	34-65	Enter applicable code.
Federal supply code for manufacturers	66-70	Enter NSN or part number repair part consumed. Left justified.
Blank	71-80	Code must be entered when part number is used in repair part (rp 34-65). Must be blank when NSN is used.
		Leave blank.

Table E-167
DIC BT5, Command Requirements

Field legend	Record pos.	Entry and instructions
Document identifier code	1-3	Enter DIC BT5.
Routing identifier code (to)	4-6	Enter RIC.
Stock number	7-23	Enter.
Transaction date	24-27	Enter.
Unit of issue	28-29	Enter.
Maint rp loc cd	30-32	Enter.
Fiscal year	33-34	Enter.
Type of action code	35	Enter.
Computer manual code	36	Enter.
Routing identifier code (from)	37-39	Enter RIC.
Quantity	40-75	Enter.
Error code	76-80	Enter.

Table E-168
DIC BT6, Depot Factor Response/Change Record

Field legend	Record pos.	Entry and instructions
Document identifier code	1-3	DIC BT6.
Routing identifier code (to)	4-6	RIC of depot to receive request.
Routing identifier code (from)	7-9	RIC of command initiating request.
Reparable item	10-26	Reparable item NSN being requested for reconciliation. Left justify.
End item code	27-29	Appropriate code for reparable item in rp 10-26.
Work accomplishment code	30-31	Appropriate code for depot overhaul factor being submitted.
Response/change code	32	Appropriate code for type response/change.
Repair part	33-49	NSN of part being reported. Left justify.
Stock item code	50	Enter A.
Unit of issue	51-52	Appropriate code for repair part.
Depot overhaul factor	53-57	Enter quantity per UI of repair parts required for work accomplishment code. Two decimal positions. Right justify, zero fill.
Average program quantity	58-64	Enter the quantity used for the determination of the DOF. Right justify, zero fill.
Reject code	65-67	Enter appropriate depot reject code for return to depot submitting.
Reject code	68-70	Enter appropriate depot reject code for return to depot submitting.
Reject code	71-73	Enter appropriate depot reject code for return to depot submitting.
Reject code	74-76	Enter appropriate depot reject code for return to depot submitting.
Transaction date	77-80	Enter julian date the transaction is being prepared.

Table E-169
DIC BT8, Depot Factor Request Record

Field legend	Record pos.	Entry and instructions
Document identifier code	1-3	Enter DIC BT8.
Routing identifier code (to)	4-6	Enter.
Routing identifier code (from)	7-9	Enter.
Stock item number	10-26	Enter.
End item code	27-29	Enter.
Stock item number	30-46	Enter.
End item code	47-49	Enter.
Stock item number	50-66	Enter.
End item code	67-69	Enter.
Blank	70-75	Enter blank.
Consumption change code	76	Enter P or blank.
Transaction date	77-80	Enter.

Table E-170
DIC BT9, NICP/Depot Reconciliation Record

Field legend	Record pos.	Entry and instructions
Document identifier code	1-3	Enter BT9.
Routing identifier code (To)	4-6	RIC of depot to receive transaction.
Routing identifier code (From)	7-9	RIC of command initiating transaction.
Repairable item	10-26	NSN of item.
End item code	27-29	Enter.
Work accomplishment code	30-31	Code for overhaul factor being returned.
Type of action code	32	Code indicating action to be taken by depot.
Repair part	33-49	Repair part NSN.
Stock item code	50	Enter A.
Unit of issue	51-52	Enter.
Overhaul factor	53-57	Enter.
Repair part - prime	58-74	Prime repair part NSN.
Unit of Issue - prime	75-76	Unit of issue of prime repair part.
Transaction date	77-80	Julian date for transaction.

Table E-171
DIC BTA, Maintenance Workload Basic Transaction

Field legend	Record pos.	Entry and instructions
Cmd dsg	1	Enter.
DIC	2-4	DIC BTA.
Type act cd	5	Enter.
Maint PRON	6-20	Enter.
Ord date	21-25	Enter.
Originator	26	Enter.
Err cd	27-32	Enter.
Stk item cd	33	Enter.
Stk item no	34-50	Enter.
Proj cd	51-53	Enter.
Mgmt int itm cd	54	Enter.
Scrap rep cd	55	Enter.
Blank	56-67	Enter.
Maint anal cd	68-72	Enter.
Ty of ord ind	73-74	Enter.
Nbil cd	75	Enter.
Item name	76-94	Enter.
FYDP	95-96	Enter.
FYDP prog elm	97-100	Enter.
Major grp	101	Enter.
Ty rpt itm	102	Enter.
Equip cat	103	Enter.
Wk perf cat	104-105	Enter.
Blank	106-112	Enter.
Cust cd	113-114	Enter.
Perf act cd	115-116	Enter.
Wpn sys cd	117-119	Enter.
NSN esn mat sta	120-122	Enter.
Sel mgt itm cd	123	Enter.
Apr ot ind	124	Enter.
Preneg ind cd	125	Enter.
Rcm cd	126	Enter.
MRIS ind	127	Enter.
MRIS no	128-130	Enter.
MDEP	131-134	Enter.
SAI	135-138	Enter.
Blank	139-140	Enter.

Table E-172
DIC BTB, Maintenance Workload Item Name Transaction

Field legend	Record pos.	Entry and instructions
Document identifier code	1-3	DIC BTB.
Type activity code	4	Enter N, C, or D.
Maintenance PRON	5-18	Enter.
Originating date	19-23	YYDDD.
Item name	24-42	Enter.
AMS code	43-67	Enter.
Reserved 1	68-74	Enter.
Sel mgmt psm imd	75	N or Y.
Nbil code	76	Z, X, or blank.
Source code	77-79	Enter.
Originator	80	Enter.

Table E-173
DIC BTC, Accounting Classification Transaction

Field legend	Record pos.	Entry and instructions
Document identifier code	1-3	DIC BTC.
Type activity code	4	Enter N, C, or D.
Maintenance PRON	5-18	Enter.
Originating date	19-23	YYDDD.
Accounting class	24-79	Enter.
Originator	80	Enter.

Table E-174
DIC BTD, Maintenance Work Matrix Transaction

Field legend	Record pos.	Entry and instructions
Document identifier code	1-3	DIC BTD.
Type activity code	4	Enter N, C, or D.
Maintenance PRON	5-18	Enter.
Originating date	19-23	YYDDD.
Matrix count	24	Enter 1-4.
The following varies one to four times according to matrix count.		
Line	25-26	Enter.
Column	27-28	Enter.
Qty cst dt time	29-37	Enter.
Response code	77	Enter.
Narrative code	78	Enter.
Maint P ch code	79	Enter.
Originator	80	Enter.

Table E-175
DIC BTE, Maintenance Conversion Transaction

Field legend	Record pos.	Entry and instructions
Document identifier code	1-3	Enter DIC BTE.
Action code	4	Enter.
PRON	5-18	Enter.
Ordinal date	19-23	YYDDD.
Counter	24	Enter.
Blank	25	Leave blank.
Maintenance conversion stock number	26-42	Enter.
Planned receipts	43-49	Enter.
Blank	50	Leave blank.
Maintenance conversion stock number	51-67	Enter.
Planned receipts	68-74	Enter.
Blank	75-79	Leave blank.
Originator	80	Enter.

Table E-176
DIC BTF, International Logistics Control Transaction

Field legend	Record pos.	Entry and instructions
Document identifier code	1-3	DIC BTF.
Type activity code	4	Enter N, C, or D.
Maintenance PRON	5-18	Enter.
Originating date	19-23	YYDDD.
IL case number	24-26	Enter.
Country code	27-28	Enter.
IL document number	29-42	Enter.
IL document number quantity	43-49	Enter.
Comt dt	50-54	Enter.
Suffix code	55	Enter.
Supplemental address	56-61	Enter.
IL doc no qty compl	62-68	Enter.
IL case line number	69-71	Enter.
Reserved-1	72-79	Enter.
Originator	80	Enter.

Table E-177
DIC BTG, Maintenance Workload Narrative Transaction

Field legend	Record pos.	Entry and instructions
Document identifier code	1-3	DIC BTG.
Type account code	4	Enter N, C, or D.
Maintenance PRON	5-18	Enter.
Originating date	19-23	YYDDD.
Crđ number	24-25	Enter.
Maintenance prog narrative	26-79	See note.
FSCM	(26-30)	
Mfg part number	(31-62)	
Reserved-1	(63-79)	
Originator	80	Enter.
Notes:		

Positions 26 through 79 are redefined with fields 6a, 6b, and 6c when transmitting STK-ITEM-CD equal to B with manufacturers long part number and field 5 equal to 00.

Table E-178
DIC BTH, Contract Financial Data

Field legend	Record pos.	Entry and instructions
Document identifier code	1-3	DIC BTH.
Type account code	4	Enter N, C, or D.
Maintenance PRON	5-18	Enter.
Originating date	19-23	YYDDD.
Msn esn mat sta	24-26	001-100.
FAC name code	27-38	Enter.
Reserved-1	39-41	Enter.
Customer order number	42-61	Enter.
Reserved-2	62-78	Enter.
Auto auth indic	79	Enter.
Originator	80	Enter.

Table E-179
DIC BTI, Maintenance Code-F Asset Reporting

Field legend	Record pos.	Entry and instructions
Document identifier code	1-3	DIC BTI.
Originating date	4-8	YYDDD.
Routing identifier code	9-11	Enter.
Stk item number	12-28	Enter.
ITMNM	29-47	Enter.
Quantity	48-54	Enter.
Seller	55-56	Enter.
RES	57-79	Enter.
Originator	80	Enter.

Table E-180
DIC BTK, Maintenance Workload Priority Transaction

Field legend	Record pos.	Entry and instructions
Document identifier code	1-3	DIC BTK.
Type account code	4	Enter N, C, or D.
Maintenance PRON	5-18	Enter.
Note: The following two fields will repeat 12 times to allow for 12 months of priority codes.		
Originating date	19-23	YYDDD.
Month	24-25	Enter.
Maintenance priority code	26-27	Enter.
Reserved-1	72-79	
Originator	80	Enter.

Table E-181
DIC BTM, Maintenance Error Identification Transaction

Field legend	Record pos.	Entry and instructions
Document identifier code	1-3	DIC BTM.
Type activity code	4	Enter C.
Maintenance PRON	5-18	Enter.
Originating date	19-23	YYDDD.
Doc id cd	24-26	Enter.
Reserved-1	27	
Note: The following field may be repeated 26 times.		
Error code	28-29	Enter.
Originator	80	Enter.

Table E-182
DIC BTN, Maintenance MWO/Conversion Transaction

Field legend	Record pos.	Entry and instructions
Document identifier code	1-3	DIC BTN.
Type activity code	4	Enter N, C, or D.
Maintenance PRON	5-18	Enter.
Originating date	19-23	YYDDD.
Ctl ser	24-25	Enter.
Ctl cd	26	Enter.
Unit id cd	27-32	Enter.
Prod imprv project number	33-43	Enter.
MWO number	44-58	Enter.
Stk item number	59-75	Enter.
Reserved-1	76-79	
Note: The following fields will redefine rp 27-79 depending on ctl cd.		
Unit man-hours	27-35	Enter.
Unit price	36-44	Enter.
Mod conv quantity	45-51	Enter.
Qty compl mwd	52-58	Enter.

Table E-182
DIC BTN, Maintenance MWO/Conversion Transaction—Continued

Field legend	Record pos.	Entry and instructions
Reserved-2	59-79	
Originator	80	Enter.

Table E-183
DIC BTP, Maintenance On-Hand Asset Transaction

Field legend	Record pos.	Entry and instructions
Document identifier code	1-3	DIC BTP.
Type activity code	4	Enter C.
Maintenance PRON	5-18	Enter.
Originating date	19-23	YYDDD.
Ctr	24	Enter.
Note: The rp 25-36 will be used four times. Ctr will determine which group has data.		
Location code	25-27	Enter.
Reserved-1	28-29	
On hand quantity	30-36	Enter.
Blank	37-72	Blank.
Reserved-2	73-79	
Originator	80	Enter.

Table E-184
DIC BTQ, Number Quantities

Field legend	Record pos.	Entry and instructions
Document identifier code	1-3	DIC BTQ.
Action code	4	Enter.
PRON	5-18	Enter.
Ordinal date	19-23	YYDDD.
MILSTRIP document number	24-37	Enter.
Quantity shipped	38-44	Enter.
Inductions to date	45-51	Enter.
MILSTRIP document number	52-65	Enter.
Quantity shipped	66-72	Enter.
Inductions to date	73-79	Enter.
Originator	80	Enter.

Table E-185
DIC BTR, Depot Source of Repair

Field legend	Record pos.	Entry and instructions
Document identifier code	1-3	Enter DIC BTR.
Routing identifier code (to)	4-6	Enter.
Blank	7	Leave blank.
NSN	8-22	Enter.
Type action code	23	Must be A, C, or D.
Blank	24-66	Leave blank.
Routing identifier code (from)	67-69	Enter.
Transaction date	70-74	YYDDD.
Blank	75	Leave blank.
Anal cd	76-80	Enter.

Table E-186
DIC BTS, Technical Data

Field legend	Record pos.	Entry and instructions
Cmd dsq	1	Not applicable to DESCOM.
Document identifier code	2-4	Enter DIC BTS.
Type action code	5	Enter 3.
Stk item no	6-22	Enter.
EIC	23-25	Enter.
Originator	26	Enter.
Error id cd	27-32	Enter.
Ordinal date	33-37	YYDDD.
Fxd prc ind	38	Enter T.F.H.N.R.
Wk perf category	39-40	Enter.
Maint depot	41-42	Enter.
FY	43-44	Enter.
U maint fd cst	45-53	Enter.
U maint tc	54-62	Enter.
Decimal ind	63	Enter.
RIC rep	64-66	Enter.
Depot maint rct	67-69	Enter.
Standard study number	70-80	Enter.
Line item number	81-86	Enter.
Depot indic	87	Enter.
Cust cd	88-89	Enter.

Table E-187
DIC BTT, Matrix Accumulative Data (Report Month)

Field legend	Record pos.	Entry and instructions
Document identifier code	1-3	DIC BTT.
Type activity code	4	Enter C.
Maintenance PRON	5-18	Enter.
Originating date	19-23	Enter.
Matrix count	24	Enter.
Note: The following fields will repeat from 1 to 4 times depending on value of matrix count.		
Line	25-26	Enter.
Column	27-28	Enter.
Qty cst dt time	29-37	Enter.
Blank	38-76	Leave blank.
Rept md	77-78	Enter.
Reserved-1	79	Originator
80	Enter.	

Table E-188
DIC BTU,DESCOM/Depot Reconciliation Transaction

Field legend	Record pos.	Entry and instructions
Document identifier code	1-3	Enter DIC BTU.
Action code	4	Enter.
PRON	5-18	Enter.
Ordinal date	19-23	Enter.
Matrix code	24	Enter.
Matrix	25-28	Enter.
Quantity field	29-37	Enter.
Matrix	38-41	Enter.
Quantity field	42-50	Enter.
Matrix	51-54	Enter.
Quantity field	55-63	Enter.
Matrix	64-67	Enter.
Quantity field	68-76	Enter.
Response code	77	Enter.
Narrative code	78	Enter.
Fixed price indicator	79	Enter.
Originator	80	Enter.

Table E-189
DIC BTW, Interservice Data

Field legend	Record pos.	Entry and instructions
Document identifier code	1-3	DIC BTW.
Type activity code	4	Enter N or C.
Maintenance PRON	5-18	Enter.
Originating date	19-23	YYDDD.
Abbr title	24-29	Enter.
Fiscal year	30-31	Enter.
Agent SSN wi fy	32-33	Enter.
AMD number	34	Enter.
Prin swc cd	35	Enter.
Prin instl cd	36-37	Enter.
Reserved-1	38-79	
Originator	80	Enter.

Table E-190
DIC BTW, MDMS/MAGIC, Transaction (level 000)

Field legend	Record pos.	Entry and instructions
Document identifier code	1-3	Enter DIC BTW.
Type activity code	4	Enter.
Maintenance PRON	5-19	Enter.
Ordinal date	20-24	Enter YYDDD.
Originator	25	Request can be issued by: 1. Command. 2. FY, Command. 3. PRON
Error code	26-31	Enter error code consisting of:
Error code 1	(26,27)	Enter error code 1.
Error code 2	(28,29)	Enter error code 2.
Error code 3	(30,31)	Enter error code 3.
Level	32-34	Enter 000.

Table E-191
DIC BTW, MDMS/MAGIC, PRON Part 1 (level 051)

Field legend	Record pos.	Entry and instructions
Document identifier code	1-3	Enter DIC BTW.
Type action code	4	Enter P.
Maintenance PRON	5-19	Enter.
Ordinal date	20-24	Enter.
Originator	25	Enter.
Error code	26-31	Enter error code consisting of:
Error code 1	(26,27)	Enter error code 1.
Error code 2	(28,29)	Enter error code 2.
Error code 3	(30,31)	Enter error code 3.
Level	32-34	Enter 051.
FYDP	35-36	Enter.
FYDP prog elm	37-40	Enter.
Major grp	41	Enter.
Ty rpt itm	42	Enter.
Equip category	43	Enter.
Wk perf cat	44-45	Enter.
Cust cd	46-47	Enter.
Perf act cd	48-49	Enter.
Wpn sys cd	50-52	Enter.
Fia cd	53-57	Enter.
MRIS indic	58	Enter.
MRIS no	59-61	Enter.
MDEP	62-65	Enter.
Ty of ord ind	66-67	Enter.
Ty rpt itm cd	68	Enter.
Maint anal cd	69-73	Enter.
Item nomen	74-120	Enter.

Table E-192
DIC BTW, MDMS/MAGIC, PRON Part 2 (level 052)

Field legend	Record pos.	Entry and instructions
Document identifier code	1-3	Enter DIC BTW.
Type action code	4	Enter P.
Maintenance PRON	5-19	Enter.
Ordinal date	20-24	YYDDD.
Originator	25	Enter.
Error code	26-31	Enter error code consisting of:
Error code 1	(26,27)	Enter error code 1.
Error code 2	(28,29)	Enter error code 2.
Error code 3	(30,31)	Enter error code 3.
Level	32-34	Enter.
Coco ind	35	Enter.
Narr cde	36	Enter.
Prog resp cd	37-38	Enter.
PRON stat cd	39	Enter.
Cust ord no	40-60	Enter.
Country cd	61-62	Enter.
IL case no	63-65	Enter.
IL case ln no	66-68	Enter.
Fund ident cd PRON	69-71	Enter.
Prog val	72-80	Enter.
Docu no csor	81-94	Enter.
Org code PRON	95-100	Enter.

Table E-193
DIC BTW, MDMS/MAGIC, Basic Hdwr Part 1(level 061)

Field legend	Record pos.	Entry and Instructions
Document identifier code	1-3	Enter DIC BTW.
Type action code	4	Enter P.
Maintenance PRON	5-19	Enter.
Ordinal date	20-24	YYDDD.
Originator	25	Enter.
Error code	26-31	Enter error code consisting of:
Error code 1	(26,27)	Enter error code 1.
Error code 2	(28,29)	Enter error code 2.
Error code 3	(30,31)	Enter error code 3.
Level	32-34	Enter 061.
Expl cons bp cd	35	Enter.
FSCM	36-40	Enter.
Lrp	41	Enter.
Line item no	42-47	Enter.
Mgmt int itm cd	48	Enter.
Msn esn mat sta	49-51	Enter.
Nbil cd	52	Enter.
Apr ot indic	53	Enter.
Pre negot indic	54	Enter.
Proj cd	55-57	Enter.
Rcm cd	58	Enter.
Scrap rep cd	59	Enter.
Sel mgt itm cd	60	Enter.
SSN	61-71	Enter.
Stk item cd	72	Enter.
Stk item no	73-89	Enter.
Ty alloc cd	90	Enter.
UI	91-92	Enter.
Grs maint qty	93-99	Enter.
Grs maint qty ppsd	100-106	Enter.
Maint P qty	107-113	Enter.
Maint P qty ppsd	114-120	Enter.
Maint P qty prior	121-127	Enter.
SAI cd	128-131	Enter.

Table E-194
DIC BTW, MDMS/MAGIC, Basic Hdwr Part 2(level 062)

Field legend	Record pos.	Entry and instructions
Document identifier code	1-3	Enter DIC BTW.
Type action code	4	Enter P.
Maintenance PRON	5-19	Enter.
Ordinal date	20-24	YYDDD.
Originator	25	Enter.
Error code	26-31	Enter error code consisting of:
Error code 1	(26,27)	Enter error code 1.
Error code 2	(28,29)	Enter error code 2.
Error code 3	(30,31)	Enter error code 3.
Level	32-34	Enter 062.
Fxd prc ind	35	Enter.
Grs rqr rec ind	36	Enter.
Maint P ch cd	37	Enter.
Maint P qnty status	38	Enter.
U maint cp sta	39	Enter.
U maint fd cst sta	40	Enter.
Maint fd comm cum	41-51	Enter.
Maint auth qnty cum	52-58	Enter.
Maint exp lmt	59-67	Enter.
U maint cp	68-76	Enter.
U maint cp ppsd	77-85	Enter.
U maint cp prior	86-94	Enter.
U maint fd cst	95-103	Enter.
U maint fd cst ppsd	104-112	Enter.
U maint fd cst prior	113-121	Enter.
U maint mhr	122-130	Enter.
U maint tc	131-139	Enter.
U maint tc ppsd	140-148	Enter.
Elm of resr contr	149-152	Enter.
Elm of resr equip	153-156	Enter.
Elm of resr sup	157-160	Enter.
U maint gfm equip	161-169	Enter.
U maint gfm sup	170-178	Enter.

Table E-195
DIC BTW, MDMS/MAGIC, Execution Part 1(level 071)

Field legend	Record pos.	Entry and instructions
Document identifier code	1-3	Enter BTW.
Type action code	4	Enter P.
Maintenance PRON	5-19	Enter.
Ordinal date	20-24	YYDDD.
Originator	25	Enter.
Error code	26-31	Enter error code consisting of:
Error code 1	(26,27)	Enter error code 1.
Error code 2	(28,29)	Enter error code 2.
Error code 3	(30,31)	Enter error code 3.
Level	32-34	Enter 071.
Dlab cost civ to dt	35-43	Enter.
Dlab cost cpu	44-52	Enter.
Dlab cost mil oth to dt	53-61	Enter.
Dlab cost mil to dt	62-70	Enter.
Dlab cost mpu	71-79	Enter.
Dlab mh civ	80-88	Enter.
Dlab mh civ ot	89-95	Enter.
Dlab mh civ oth	96-102	Enter.
Dlab mh mil	103-109	Enter.
Dlab mh mil oth	110-116	Enter.
Dlab mhr civ to dt	117-123	Enter.
Dlab mhrs mil to dt	124-130	Enter.

Table E-196
DIC BTW, MDMS/MAGIC, Execution Part 2(level 072)

Field legend	Record pos.	Entry and Instructions
Document identifier code	1-3	Enter DIC BTW.
Type action code	4	Enter P.
Maintenance PRON	5-19	Enter.
Ordinal date	20-24	YYDDD.
Originator	25	Enter.
Error code	26-31	Enter error code consisting of:
Error code 1	(26,27)	Enter error code 1.
Error code 2	(28,29)	Enter error code 2.
Error code 3	(30,31)	Enter error code 3.
Level	32-34	Enter 072.
Maint fd cst dt	35-43	Enter.
Maint fds disb pr fy	44-52	Enter.
Maint fds disb td	53-61	Enter.
Mat cost exch rate pu	62-70	Enter.
Mat net C fd pu	71-79	Enter.
Mat N cst U tot	80-88	Enter.
Mnt tot cst dt	89-97	Enter.
Msn oh fd cst ab shp pu	98-106	Enter.
Msn oh T cst ab shp pu	107-115	Enter.
Msn oh fd cst W shp pu	116-124	Enter.
Msn oh T cst W shp pu	125-133	Enter.

Table E-197
DIC BTW, MDMS/MAGIC, Execution Part 3(level 073)

Field legend	Record pos.	Entry and instructions
Document identifier code	1-3	Enter DIC BTW.
Type action code	4	Enter P.
Maintenance PRON	5-19	Enter.
Ordinal date	20-24	YYDDD.
Originator	25	Enter.
Error code	26-31	Enter error code consisting of:
Error code 1	(26,27)	Enter error code 1.
Error code 2	(28,29)	Enter error code 2.
Error code 3	(30,31)	Enter error code 3.
Level	32-34	Enter 073.
Apa mat cst to dt	35-43	Enter.
Boc fund pu	44-52	Enter.
Boc tot pu	53-61	Enter.
Compl pfy	62-68	Enter.
Cust furn mat cst dt	69-77	Enter.
Cust furn mat cst sf dt	78-86	Enter.
Gae fd pu	87-95	Enter.
Gae pu tot	96-104	Enter.
lme fnd pu	105-113	Enter.
lme pu T	114-122	Enter.
Maint qty scrap	123-129	Enter.

Table E-198
DIC BTW, MDMS/MAGIC, Execution Part 4(level 074)

Field legend	Record pos.	Entry and instructions
Document identifier code	1-3	Enter DIC BTW.
Type action code	4	Enter P.
Maintenance PRON	5-19	Enter.
Ordinal date	20-24	YYDDD.
Originator	25	Enter.
Error code	26-31	Enter error code consisting of:
Error code 1	(26,27)	Enter error code 1.
Error code 2	(28,29)	Enter error code 2.
Error code 3	(30,31)	Enter error code 3.
Level	32-34	Enter 074.
Eqpd	35-41	Enter.
Equiv act U fd cst	42-50	Enter.
Depr cst per unit fd	51-59	Enter.

Table E-198
DIC BTW, MDMS/MAGIC, Execution Part 4(level 074)—Continued

Field legend	Record pos.	Entry and instructions
Depr cst per unit tot	60-68	Enter.
Surchg per unit	69-77	Enter.
Net op result pu	78-86	Enter.
Oth cost fnd pu	87-95	Enter.
Oth cost unit T	96-104	Enter.

Table E-199
DIC BTW, MDMS/MAGIC, Execution Part 5(level 075)

Field legend	Record pos.	Entry and instructions
Document identifier code	1-3	Enter DIC BTW.
Type action code	4	Enter P.
Maintenance PRON	5-19	Enter.
Ordinal date	20-24	YYDDD.
Originator	25	Enter.
Error code	26-31	Enter error code consisting of:
Error code 1	(26,27)	Enter error code 1.
Error code 2	(28,29)	Enter error code 2.
Error code 3	(30,31)	Enter error code 3.
Level	32-34	Enter 075.
Filler	35-50	Space fill.
Qty compl	51-59	Enter to two decimal places.
Qty in exc org cap	60-66	Enter.
Rept mo	67-68	Enter.
Wk in proc qty	69-75	Enter.
Prog st dt	76-80	Enter.
Unfd ret cst pu	81-89	Enter.

Table E-200
DIC BTW, MDMS/MAGIC Execution Part 6(Level 076)

Field legend	Record pos.	Entry and instructions
Document identifier code	1-3	Enter DIC BTW.
Type action code	4	Enter P.
Maintenance PRON	5-19	Enter.
Ordinal date	20-24	YYDDD.
Originator	25	Enter.
Error code	26-31	Enter error code consisting of:
Error code 1	(26,27)	Enter error code 1.
Error code 2	(28,29)	Enter error code 2.
Error code 3	(30,31)	Enter error code 3.
Level	32-34	Enter 076.
Asset use chg	35-43	Enter.
Apa mat rep cst	44-52	Enter.
Int on invest	53-61	Enter.
Mil pers ret cst to dt	62-70	Enter.
Mil spt cst to dt off	71-79	Enter.
Mil spt cst to dt enl	80-88	Enter.
Pch surchg rep prts	89-97	Enter.
Pch surchg end item	98-106	Enter.
Secd dest trans cst tdt	107-115	Enter.
Stkf repl cst	116-124	Enter.
Unfnd depr cst to dt	125-133	Enter.

Table E-201
DIC BTW, MDMS/MAGIC Prog Schedules Part 1(Level 081)

Field legend	Record pos.	Entry and instructions
Document identifier code	1-3	Enter DIC BTW.
Type action code	4	Enter P.
Maintenance PRON	5-19	Enter.
Ordinal date	20-24	YYDDD.
Originator	25	Enter.
Error code	26-31	Enter error code consisting of:
Error code 1	(26,27)	Enter error code 1.
Error code 2	(28,29)	Enter error code 2.
Error code 3	(30,31)	Enter error code 3.
Level	32-34	Enter 081.
TY sch indic	35	Enter.
Seq no	36	Enter.
Maint pri cd 1m	37-38	Enter.
Scd qty 1m	39-47	2 Decimals.
Maint pri cd 2m	48-49	Enter.
Scd qty 2m	50-58	2 Decimals.
Maint pri cd 3m	59-60	Enter.
Scd qty 3m	61-69	2 Decimals.
Maint pri cd 4m	70-71	Enter.
Scd qty 4m	72-80	2 Decimals.
Maint pri cd 5m	81-82	Enter.
Scd qty 5m	83-91	2 Decimals.
Maint pri cd 6m	92-93	Enter.
Scd qty 6m	94-102	2 Decimals.
Maint pri cd 7m	103-104	Enter.
Scd qty 7m	105-113	2 Decimals.
Maint pri cd 8m	114-115	Enter.
Scd qty 8m	116-124	2 Decimals.
Maint pri cd 9m	125-126	Enter.
Scd qty 9m	127-135	2 Decimals.
Maint pri cd 10m	136-137	Enter.
Scd qty 10m	138-146	2 Decimals.
Maint pri cd 11m	147-148	Enter.
Scd qty 11m	149-157	2 Decimals.
Maint pri cd 12m	158-159	Enter.
Scd qty 12m	160-168	2 Decimals.

Table E-202
DIC BTW, MDMS/MAGIC Asset Reporting Part1(Level 091)

Field legend	Record pos.	Entry and instructions
Document identifier code	1-3	Enter DIC BTW.
Type action code	4	Enter P.
Maintenance PRON	5-19	Enter.
Ordinal date	20-24	YYDDD.
Originator	25	Enter.
Error code	26-31	Enter error code consisting of:
Error code 1	(26,27)	Enter error code 1.
Error code 2	(28,29)	Enter error code 2.
Error code 3	(30,31)	Enter error code 3.
Level	32-34	Enter 091.
Asset aval	35-41	Enter.
Cond cd	42	Enter.
Loc cd	43-45	Enter.
Op cd	46	Enter.
Blank	47-80	Leave blank.

Table E-203
DIC BTW, MDMS/MAGIC PRON Narr Part 2(Level 092)

Field legend	Record pos.	Entry and instructions
Document identifier code	1-3	Enter DIC BTW.
Type action code	4	Enter P.
Maintenance PRON	5-19	Enter.
Ordinal date	20-24	YYDDD.
Originator	25	Enter.
Error code	26-31	Enter error code consisting of:
Error code 1	(26,27)	Enter error code 1.
Error code 2	(28,29)	Enter error code 2.
Error code 3	(30,31)	Enter error code 3.
Level	32-34	Enter 092.
Crđ seq	35-36	Enter.
Maint prg nar	37-90	Enter.
Ty narr ind	91	Enter.

Table E-204
DIC BTW, MDMS/MAGIC Conv, DESCOM Format(Level 100)

Field legend	Record pos.	Entry and instructions
Document identifier code	1-3	Enter BTW.
Type action code	4	Enter P.
Maintenance PRON	5-19	Enter.
Ordinal date	20-24	Enter.
Originator	25	Enter.
Error code	26-31	Enter error code consisting of:
Error code 1	(26,27)	Enter error code 1.
Error code 2	(28,29)	Enter error code 2.
Error code 3	(30,31)	Enter error code 3.
Level	32-34	Enter 100.
FSCM MWO	35-39	Enter.
Man hrs per MWO	40-46	Enter.
MWO no	47-61	Enter.
NSN before mod conv	62-74	Enter.
PIP	75-85	Enter.
Qty mod convt UIC	86-92	Enter.
Qty compl MWO UIC	93-99	Enter.
U maint fd cst MWO	100-108	Enter.
Negot qty	109-115	Enter.
Unit id cd	116-121	Enter.

Table E-205
DIC BTW, MDMS/MAGIC MWO Conv Part 1(Level 101)

Field legend	Record pos.	Entry and instructions
Document identifier code	1-3	Enter DIC BTW.
Type action code	4	Enter P.
Maintenance PRON	5-19	Enter.
Ordinal date	20-24	YYDDD.
Originator	25	Enter.
Error code	26-31	Enter error code consisting of:
Error code 1	(26,27)	Enter error code 1.
Error code 2	(28,29)	Enter error code 2.
Error code 3	(30,31)	Enter error code 3.
Level	32-34	Enter 101.
FSCM MWO	35-39	Enter.
Man hrs per MWO	40-46	Enter.
MWO no	47-61	Enter.
NSN before mod conv	62-74	Enter.
PIP	75-85	Enter.
Qty mod convt	86-92	Enter.
Qty compl MWO	93-99	Enter.
U maint fd cst MWO	100-108	Enter.

Table E-206
DIC BTW, MDMS/MAGIC UIC Part 2 (Level 102)

Field legend	Record pos.	Entry and instructions
Document identifier code	1-3	Enter DIC BTW.
Type action code	4	Enter P.
Maintenance PRON	5-19	Enter.
Ordinal date	20-24	YYDDD.
Originator	25	Enter.
Error code	26-31	Enter error code consisting of:
Error code 1	(26,27)	Enter error code 1.
Error code 2	(28,29)	Enter error code 2.
Error code 3	(30,31)	Enter error code 3.
Level	32-34	Enter 102.
Negot qnty	35-41	Enter.
MWO no	42-56	Enter.
Qnty compl UIC	57-63	Enter.
U maint fd cst UIC	64-72	Enter.
Unit id cd	73-78	Enter.
Blank	79-80	Leave Blank.

Table E-207
DIC BTW, MDMS/MAGIC II-Doc-Number, Part 1 (level 103)

Field legend	Record pos.	Entry and instructions
Document identifier code	1-3	Enter DIC BTW.
Type action code	4	Enter P.
Maintenance PRON	5-19	Enter.
Ordinal date	20-24	YYDDD.
Originator	25	Enter.
Error code	26-31	Enter error code consisting of:
Error code 1	(26,27)	Enter error code 1.
Error code 2	(28,29)	Enter error code 2.
Error code 3	(30,31)	Enter error code 3.
Level	32-34	Enter 103.
Comt dt il	35-39	Enter.
Doc no	40-53	Enter.
Doc no qnty	54-60	Enter.
IL doc no qnty compl suf	61-67	Enter.
Suf cd il	68	Enter.
Suppl add il	69-74	Enter.
Blank	75-80	Leave blank.

Table E-208
DIC BTW, MDMS/MAGIC PWD-PRON, DESCOM Data (level 110)

Field legend	Record pos.	Entry and instructions
Document identifier code	1-3	Enter DIC BTW.
Type action code	4	Enter P.
Maintenance PRON	5-19	Enter.
Ordinal date	20-24	YYDDD.
Originator	25	Enter.
Error code	26-31	Enter error code consisting of:
Error code 1	(26,27)	Enter error code 1.
Error code 2	(28,29)	Enter error code 2.
Error code 3	(30,31)	Enter error code 3.
Level	32-34	Enter 110.
Pwd PRON	35-44	Enter.
Pwd perf act cd	45-46	Enter.
Arp T class	47-102	Enter.
Filler	103-120	Enter.
TDO	121-125	Enter.
Fd cd	126-127	Enter.
GFP	128	Enter.
Maint auth qnty	129-135	Enter.
Maint auth qnty ppsd	136-142	Enter.
Maint fd comm	143-154	Enter.
Maint fd comm ppsd	155-166	Enter.

Table E-208
DIC BTW, MDMS/MAGIC PWD-PRON, DESCOM Data (level 110)—Continued

Field legend	Record pos.	Entry and instructions
Maint auth qnty sta	167	Enter.

Table E-209
DIC BTW, MDMS/MAGIC PWD-PRON, Part 1 (level 111)

Field legend	Record pos.	Entry and instructions
Document identifier code	1-3	Enter DIC BTW.
Type action code	4	Enter P.
Maintenance PRON	5-19	Enter.
Ordinal date	20-24	YYDDD.
Originator	25	Enter.
Error code	26-31	Enter error code consisting of:
Error code 1	(26,27)	Enter error code 1.
Error code 2	(28,29)	Enter error code 2.
Error code 3	(30,31)	Enter error code 3.
Level	32-34	Enter 111.
Pwd PRON	35-44	Enter.
Pwd perf act cd	45-46	Enter.
Arp T class	47-102	Enter.
Drcsm cd	103-118	Enter.
TDO	119-123	Enter.
Fd cd	124-125	Enter.
GFP	126	Enter.
Prc sig cd	127	Enter.
Pwd PRON amdtd	128-129	Enter.
IPD	130-131	Enter.
Dt comt	132-136	Enter.
Cert sta flag	137-138	Enter.
Pwd sta flag	139	Enter.
Pwd proc flag	140-141	Enter.
Obj class cd	142-145	Enter.

Table E-210
DIC BTW, MDMS/MAGIC PWD-PRON Part 2(level 112)

Field legend	Record pos.	Entry and Instructions
Document identifier code	1-3	Enter DIC BTW.
Type action code	4	Enter P.
Maintenance PRON	5-19	Enter the maintenance PRON.
Ordinal date	20-24	Enter YYDDD.
Originator	25	Enter originator code.
Error code	26-31	Enter error code consisting of:
Error code 1	(26,27)	Enter error code 1.
Error code 2	(28,29)	Enter error code 2.
Error code 3	(30,31)	Enter error code 3.
Level	32-34	Enter 112.
Pwd PRON	35-44	Enter PWD PRON.
Pwd perf act cd	45-46	Enter.
Maint auth qnty	47-53	Enter.
Maint auth qnty pco	54-60	Enter.
Maint auth qnty pco chg	61-67	Enter.
Maint auth qnty ppsd	68-74	Enter.
Maint auth qnty sta	75	Enter.
Maint fd comm	76-87	Enter.
Maint fd comm pco	88-99	Enter.
Maint fd comm pco chg	100-111	Enter.
Maint fd comm ppsd	112-123	Enter.
Maint fd comm status	124	Enter.
Maint fd obl	125-136	Enter.
Maint fd obl chg	137-148	Enter.
Oblg qnty	149-155	Enter.
Oblg qnty chg	156-162	Enter.
Oblg sta cd	163	Enter.

Table E-211
DIC BTY, Inactive End Item Codes

Field legend	Record pos.	Entry and instructions
Document identifier code	1-3	Enter DIC BTY.
Blank	4-16	Leave blank.
Depot code	17-18	Enter depot code.
Ord date	19-23	Enter ord date.
Blank	24	Leave blank.
Stock item number	25-41	Enter stock item number.
End item code	42-44	Enter end item code.
Blank	45-79	Leave blank.
Originator code	80	Enter originator code.

Table E-212
DIC BTZ, Maintenance Man-hours

Field Legend	Record Position	Entry and instructions
Document identifier code	1-3	BTZ
Reserved	4-16	Spaces
Depot code	17-18	Enter as directed by DESCOM
Julian date	19-23	Enter 2-digit year In rp 19-20 and Julian date in rp 21-23
Matrix count	24	Enter as directed by DESCOM
Matrix code 1 (A)	25-26	Enter as directed by DESCOM
Matrix code 1 (B)	27-28	NU
Man-hours used 1	29-37	Enter as directed by DESCOM
Matrix code 2 (A)	38-39	Enter as directed by DESCOM
Matrix code 2 (B)	40-41	NU
Man-hours used 2	42-50	Enter as directed by DESCOM
Matrix code 3 (A)	51-52	Enter as directed by DESCOM
Matrix code 3 (B)	53-54	NU
Man-hours used 3	55-63	Enter as directed by DESCOM
Matrix code 4 (A)	64-65	Enter as directed by DESCOM
Matrix code 4 (B)	66-67	NU
Man-hours used 4	68-76	Enter as directed by DESCOM
Reserved	77-80	Spaces

Table E-213
DIC BUA, Reactive Reporting System

Field legend	Record pos.	Entry and instructions
Document identifier code	1-3	DIC BUA.
Action code	4	Enter.
Depot code	5	Enter.
PRON	6-15	Enter.
Stock number	16-30	Enter.
Originating date	31-35	YYDDD.
Card sequence	36-37	Basic card 01.
Noun	38-47	Enter.
PCN	48-53	Enter.
Poc code	54-58	Enter.
Poc name	59-70	Enter.
Cmrp qnty req	71-75	Enter.
Cmrp date req	76-80	Enter.

**Table E-214
DIC BWO, Final Bill Code Deletion**

Field legend	Record pos.	Entry and instructions
Document identifier code	1-3	DIC BWO.
PRON	4-17	Enter procurement request order number.
Customer	(4-5)	
Fiscal year	(6)	
Serial number	(7-11)	
Amendment number	(12-13)	
Buyer	(14-15)	Used for type order P or S (14) and decade (15).
Seller (depot)	(16-17)	
Blank	18-80	Leave blank.

**Table E-215
DIC BW1, Program Status Report Transaction**

Field legend	Record pos.	Entry and instructions
Document identifier code	1-3	DIC BW1.
Final bill code	4	Enter.
PRON	5-18	Enter.
Ordinal date	19-23	Enter.
Report month	24	Enter.
Blank	25-28	Leave blank.
AMS code	29-39	Left justify.
Customer	40-41	Enter.
Matrix code	42-45	Enter.
Quantity	46-54	Right justified-zero filled.
Matrix code	55-58	Enter.
Quantity	59-67	Right justified-zero filled.
Matrix code	68-71	Enter.
Quantity	72-80	Right justified-zero filled.

**Table E-216
DIC BW2, Program Status Report Narrative Transaction**

Field legend	Record pos.	Entry and instructions
Document identifier code	1-3	DIC BW2.
Blank	4	Leave blank.
PRON	5-18	Enter.
Julian date	19-23	Enter Julian date of end of report period.
Report month code	24	Enter.
AMS code	25-35	Enter-left justify.
Customer code	36-37	Enter.
Narrative data	38-78	Enter.
Sequence number	79-80	Enter two-position number.

**Table E-217
DIC BW3, RCS 305 Narrative Transaction**

Field legend	Record pos.	Entry and instructions
Document identifier code	1-3	DIC BW3.
Blank	4-7	Leave blank.
Section number	8	Enter.
Page number	9-10	Page within section.
Line number	11-12	Line within page within section.
Sequence number	13-14	Within line, page, section.
Customer code	15-16	Enter.
Depot code	17-18	Enter.
Ordinal date	19-23	Enter.
Narrative data	24-79	Enter.
Originator code	80	Enter 3.

Table E-218
DIC BW4, Standards File Input Transaction

Field legend	Record pos.	Entry and instructions
Document identifier code	1-3	DIC BW4.
Reject code	4-5	Enter.
Fiscal year	6-7	Enter.
Function code	8-11	Enter.
Action code	12	Enter.
Customer	13-14	Enter.
AMS code	15-27	Enter.
Percent distribution	28-30	Enter.
Ordinal date	31-35	Enter.
Blank	36-45	Leave blank.
Performance factor	46-49	Enter.
Blank	50-55	Leave blank.
Standard man-hours	56-64	Enter using three decimals.
Standard unit cost	65-73	Enter using two decimals.
Blank	74-77	Leave blank.
Primary AMS within function	78	Enter.
Depot code	79-80	Enter.

Table E-219
DIC BW5, MAP PC&H Transaction 1

Field legend	Record pos.	Entry and instructions
Document identifier code	1-3	DIC BW5.
Depot code	4	Enter.
Bill-to address	5-10	Enter.
Document number	11-24	Enter.
Suffix code	25	Enter.
Sequence number	26-28	Enter.
Card number	29	Enter.
Date shipped	30-32	Enter.
Stock item number	33-49	Enter.
Quantity shipped	50-56	Enter.
Supplemental address	57-62	Enter.
Signal code	63	Enter.
Fund code	64-65	Enter.
Weight	66-72	Enter.
Management code	73	Enter.
Reserved	74-80	

Table E-220
DIC BW5, MAP PC&H Transaction 2

Field legend	Record pos.	Entry and instructions
Document identifier code	1-3	DIC BW5.
Depot code	4	Enter.
Bill to address	5-10	Enter.
Document number	11-24	Enter.
Suffix code	25	Enter.
Sequence number	26-28	Enter.
Card number	29	Enter.
Unit price	30-38	Enter.
ASDA routing identifier code	39-41	Enter.
Total value	42-52	Enter.
Accessorial charge	53-61	Enter.
Army stock fund owned indicator	62	Enter.
Issue priority group	63	Enter.
Mode of shipment	64	Enter.
Ammo indicator	65	Enter.
Reserved	66-80	

**Table E-221
DIC BW6, Cost and Performance Adjustment Transaction**

Field legend	Record pos.	Entry and instructions
Document identifier code	1-3	DIC BW6.
Final code	4	Enter as directed by DESCOM.
Procurement request order number (PRON)	5-18	
	(5-6)	Customer
	(7)	Fiscal year
	(8-12)	Serial no.
	(13-14)	Amendment no.
	(15-16)	To be used for type order (P or S) (15) and decade(16)
	(17-18)	Depot PRON
Ordinal date	19-23	Enter YYYYMM
Blank	24-29	Leave blank.
Report month	30	Enter as directed by DESCOM.
Matrix count	31-32	Enter as directed by DESCOM.
Order sequence	33-34	Enter as directed by DESCOM.
Customer code	35-36	Enter as directed by DESCOM.
DESCOM manager	37-38	Enter as directed by DESCOM.
Blank	39	Leave blank.
Quantity-level	40	Enter as directed by DESCOM.
Sort key	41-61	
AMS-Major Account Code	(41-46)	Enter as directed by DESCOM.
AMS Customer Code	(47-57)	Enter as directed by DESCOM.
Matrix-CD-A	(58-61)	Enter as directed by DESCOM.
Actual quantity	62-70	Enter as directed by DESCOM.
Field-1	71-72	Enter as directed by DESCOM.
Bill code	73	Enter as directed by DESCOM.
Record type	74	Enter as directed by DESCOM.
Priority Code	75-76	Enter as directed by DESCOM.
Blank	77-79	Leave blank.
Forecast code	80	Enter as directed by DESCOM.

**Table E-222
DIC BW7, Reconciliation Supply, BASOPS and Miscellaneous Programs**

Field legend	Record pos.	Entry and instructions
Document identifier code	1-3	DIC BW7.
PRON	4-17	Enter.
Reimbursement source code	18-20	Enter.
Total planned quantity	21-29	Enter.
Authorized quantity	30-38	Enter.
Planned funded man-hours	39-47	Enter.
Authorized man-hours	48-56	Enter.
Planned funded dollars	57-65	Enter.
Authorized dollars	66-74	Enter.
Julian date transaction is prepared.	75-77	Enter.
Blank	78	Leave blank.
Price code	79	R for reimbursable; F for fixed fate; P for fixed price.
Blank	80	Leave blank.

**Table E-223
DIC BW8, Depot Local PRON**

Field legend	Record pos.	Entry and instructions
Document identifier code	1-3	DIC BW8.
Blank	4	Leave blank.
PRON	5-18	Enter.
Ordinal date	19-23	Enter.
Blank	24-57	Leave blank.
AMS code	58-63	Enter.
Blank	64-70	Leave blank.
IAC code	71-72	Enter.
Blank	73-79	Enter.

Table E-223
DIC BW8, Depot Local PRON—Continued

Field legend	Record pos.	Entry and instructions
Originator	80	Enter.

Table E-224
DIC BW9, Account Classification Change Record

Field legend	Record pos.	Entry and instructions
Document identifier code	1-3	DIC BW9.
PRON	4-17	Enter.
Account classification	18-73	Enter.
Blank	74-80	Leave blank.

Table E-225
DIC BWA, Workload Basic Transaction

Field legend	Record pos.	Entry and instructions
Document identifier code	1-3	DIC BWA.
Type action code	4	Enter.
PRON	5-18	Enter.
Ordinal date	19-23	Enter.
Blank	24-29	Leave blank.
Description of AMS code	30-50	Enter.
AMS code	51-70	Enter.
Program element	(51-56)	
Sub cell	(57-60)	
Sub ord	(61-63)	
Detail AMS	(64-70)	
Customer code	71-72	Enter.
Function code	73-76	Enter.
Bill code	77	Enter.
Cost code	78	R-reimbursement; F-fixed rate;P-fixed price.
Blank	79	Leave Blank.
Originator	80	Enter.

Table E-226
DIC BWB, Workload Financial Transaction

Field legend	Record pos.	Entry and instructions
Document identifier code	1-3	DIC BWB.
Type action code	4	Enter.
PRON	5-18	Enter.
Ordinal date	19-23	Enter.
Accounting classification code	24-69	Enter.
Blank	70-76	Leave blank.
Pass code	77	Enter.
Manager code	78-79	Enter.
Originator	80	Enter.

Table E-227
DIC BWC, Workload Matrix Transaction 1

Field legend	Record pos.	Entry and instructions
Document identifier code	1-3	DIC BWC.
Type action code	4	Enter.
PRON	5-18	Enter.
Ordinal date	19-23	Enter.
Matrix count	24	Enter count code of P.
Matrix code	25-28	Enter DBAE.
Total planned quantity	29-37	Enter.
Matrix code	38-41	Enter DBAT.
Planned funded dollars	42-50	Enter.
Matrix code	51-54	Enter DCAS.
Authorized quantity	55-63	Enter.
Matrix code	64-67	Enter DCAT.
Authorized dollars	68-76	Enter.
Program response code	77	Enter.
Closeout code	78	Enter.
Sequence number	79	Enter 1.
Originator	80	Enter.

Table E-228
DIC BWC, Workload Matrix Transaction 2

Field legend	Record pos.	Entry and instructions
Document identifier code	1-3	DIG BWC.
Type action code	4	Enter.
PRON	5-18	Enter.
Ordinal date	19-23	Enter.
Matrix count	24	Enter P.
Matrix code	25-28	Enter DBAF.
Planned funded man-hours	29-37	Enter.
Matrix code	38-41	Enter DBAG.
Authorized man-hours	42-50	Enter.
Matrix code	51-54	Enter DAAS.
Gross quantity	55-63	Enter.
Matrix code	64-67	Enter DAAT.
Gross funded dollars	68-76	Enter.
Program response code	77	Enter.
Closeout code	78	Enter.
Sequence number	79	Enter 2.
Originator	80	Enter.

Table E-229
DIC BWC, Workload Matrix Transaction 3

Field legend	Record pos.	Entry and instructions
Document identifier code	1-3	DIC BWC.
Type action code	4	Enter.
PRON	5-18	Enter.
Ordinal date	19-23	Enter.
Matrix count	24	Enter P.
Matrix code	25-28	Enter DBAA.
1st quarter planned quantity	29-37	Enter.
Matrix code	38-41	Enter DBAB.
2nd quarter planned quantity	42-50	Enter.
Matrix code	51-54	Enter DBAC.
3rd quarter planned quantity	55-63	Enter.
Matrix code	64-67	Enter DBAD.
4th quarter planned quantity	68-76	Enter.
Program response code	77	Enter.
Closeout code	78	Enter.
Sequence number	79	Enter 3.
Originator	80	Enter.

**Table E-230
DIC BWC, Workload Matrix Transaction 4**

Field legend	Record pos.	Entry and instructions
Document identifier code	1-3	DIC BWC.
Type action code	4	Enter.
PRON	5-18	Enter.
Ordinal date	19-23	Enter.
Matrix count	24	Enter P.
Matrix code	25-28	Enter DFAS.
Blank	29-34	Leave Blank.
Reimbursement source code	35-37	Enter.
Matrix code	38-41	Enter AUNT.
Unit funded cost	42-50	Enter.
Matrix code	51-54	Enter DAME.
Unit man-hours	55-63	Enter.
Matrix code	64-67	Enter DAAU.
Gross funded man-hours	68-76	Enter.
Program response code	77	Enter.
Closeout code	78	Enter.
Sequence number	79	Enter 4.
Originator	80	Enter.

**Table E-231
DIC BWD, Workload Narrative Transaction**

Field legend	Record pos.	Entry and instructions
Document identifier code	1-3	DIC BWD.
Type action code	4	Enter.
PRON	5-18	Enter.
Ordinal date	19-23	Enter.
Narrative	24-76	Left justify. Insert * in rp 24 to identify narrative justification when changing fixed rate orders.
Blank	77	Leave blank.
Sequence	78-79	Enter 01 through 10.
Originator	80	Enter.

**Table E-232
DIC BWE, Workload Basic/Supplemental Transaction**

Field legend	Record pos.	Entry and instructions
Document identifier code	1-3	DIC BWE.
Type action code	4	Enter.
PRON	5-18	Enter.
Primary performance factor	19-22	Enter.
Secondary performance factor	23-26	Enter.
Primary perf fac description	27-38	Enter.
Customer order number	39-58	Enter.
Key AMS code 1	59-65	This is the only way to identify key AMS codes.
Key AMS code 2	66-72	Every PRON must have at least one key AMS.
Key AMS code 3	73-79	
Originator	80	Enter.

Table E-233
DIC BWF, Workload Quantity

Field legend	Record pos.	Entry and instructions
Document identifier code	1-3	DIC BWF.
Type action code	4	Enter.
PRON	5-18	Enter.
Blank	19	Leave blank.
AMS activity code	20-30	Less prefix.
Priority code	31-32	Enter.
Blank	33	Leave blank.
Annual gross quantity	34-41	Enter.
Annual planned quantity	42-69	Enter.
First quarter	(42-48)	
Second quarter	(49-55)	
Third quarter	(66-62)	
Fourth quarter	(63-69)	
Authorized quantity	70-77	Enter.
Blank	78-79	Leave blank.
Originator	80	Enter.

Table E-234
DIC BWG, Workload Date Transaction

Field legend	Record pos.	Entry and instructions
Document identifier code	1-3	DIC BWG.
Type action code	4	Enter.
PRON	5-18	Enter.
Blank	19	Leave blank.
AMS activity code	20-30	Less prefix.
AMS activity code description	31-42	Be specific.
Performance factor	43-46	Enter.
Performance factor description	47-58	Enter.
Unit cost	59-66	Two decimal places. No decimal point.
Unit man-hours	67-74	Three decimal places. No decimal point.
Blank	75-79	Leave blank.
Originator	80	Enter.

Table E-235
DIC BWH, Functional/AMS Cross Reference Transaction

Field legend	Record pos.	Entry and instructions
Document identifier code	1-3	DIC BWH.
Functional code	4-7	Enter.
AMS code	8-20	AMS code to right of decimal. If rp 8-20 is all*'s and rp 32 is D, all AMS cost codes for that function will be deleted.
Description	21-26	As required.
Cost application code	27-31	Enter.
Type action code	32	A =Add; D =Delete
Type record code	33	S =Summary; D =Detail
Type commodity	34	A =Ammo; C =Other Supplies.
Narrative data	35-74	Enter.
Blank	75-77	Leave blank.
Primary AMS indicator	78	Enter P for primary AMS within a function.
Blank	79-80	Leave blank.

Table E-236
DIC BWM, Standards File Input

Field legend	Record pos.	Entry and instructions
Document identifier code	1-3	DIC BWM.
Reject code	4-5	Enter.
Fiscal year	6-7	Enter.
Function code	8-11	Enter.
Action code	12	Enter.
Customer code	13-14	Enter.
AMS code	15-27	Enter.
Percent distribution	28-30	Enter.
Ordinal date	31-35	Enter.
Blank	36-45	Leave blank.
Performance factor	46-49	Enter.
Blank	50-55	Leave blank.
Standard man-hours	56-64	Three decimals.
Standard unit cost	65-73	Two decimals.
Blank	74-77	Leave blank.
Primary AMS within function	78	Enter P.
Depot code	79-80	Enter depot code.

Table E-237
DIC BWN, Total Package Fielding (TPF) Workload Data

Field Legend	Record Position	Entry and Instructions
Document Identifier Code	1-3	Enter DIC BWN (transaction image 1).
Fielding command designator code	4	Self-explanatory.
Weapon system serial number	5-6	Self-explanatory.
Package serial number	7-8	Self-explanatory.
Project code	9-11	Self-explanatory.
Fielding command DODAAC	12-17	Self-explanatory.
Weapon system nomenclature	18-37	Self-explanatory.
Gaining MACOM designator	38	Self-explanatory.
Unit materiel fielding point RIC	39-41	Self-explanatory.
Staging point 1 RIC	42-44	Self-explanatory.
Staging point 2 RIC	45-47	Self-explanatory.
Required delivery date	48-52	2-digit year and Julian date (e.g., 87256).
Total lines in the package	53-59	A if actual, E if estimated followed by 6 positions.
Total weight of the package	60-67	A if actual, E if estimated followed by 7 positions.
Total cube of the package	68-75	A if actual, E if estimated, followed by 7 positions.
Package type	76-78	Package type; i.e., 'ASL, PLL AST, PLT, GUS, TOE, PSP, TST.'
Blank	79	Blank.
1	80	'1' to indicate the first of two transactions.
Document identifier code	1-3	Enter DIC BWN (transaction image 2).
Fielding commander designator code	4	Self-explanatory.
Weapon system serial number	5-6	Self-explanatory.
Package serial number	7-8	Self-explanatory.
Number of end items in package	9-11	Self-explanatory.
Weight of end items	12-18	Self-explanatory.
Cube of end items	19-25	Self-explanatory.
Blank	26-79	Blank
2	80	'2' to indicate the second of two transactions.

Table E-238
DIC BWP, Challenge of Materiel Sent to DRMO

Field legend	Record position	Entry and instructions
Document identifier code	1-3	DIC BWP.
Routing identifier code (to)	4-6	RIC of the activity to which the document is being passed.
Blank	7	Leave blank.
Stock or part number	8-22	Enter the NSN or part number of the item being challenged.
Unit of issue	23-24	Unit of issue that applies to NSN or part number.
Quantity	25-29	Amount of item being challenged, expressed in the appropriate quantity unit pack.
Document number	30-43	Document number from the A5
Blank	44-64	Leave blank.
Demil code	65	From the A5_
Blank	66	Leave blank.
Routing identifier code (from)	67-69	RIC of the activity initiating the challenge.
Blank	70	Leave blank.
Supply condition code	71	From the A...
Reason code	72	Reason challenge is initiated. 1
Extended line item value	73-80	Quantity in rp 26-29 times unit price.

Notes:

1. Reason Code for the initiation of challenge.

a. Materiel is in condition code A, 13, or C with an extended acquisition value of \$500 or more and the materiel is not known to be obsolete or supporting an obsolete end item.

b. Materiel is in condition code D, E, F, or G with an extended acquisition value of \$1,000 or more and is not known to be obsolete or supporting an obsolete end item.

c. Materiel has a known requirement.

d. Materiel is in condition code H and has an extended acquisition value of \$10,000 or more and is not known to be obsolete or supporting an obsolete end item.

Table E-239
DIC BWQ, First Follow-up to Challenge of Materiel Sent to DRMO

Field legend	Record position	Entry and instructions
Document identifier code	1-3	DIC BWQ.
Routing identifier code	4-6	RIC of the activity to which the document is being passed.
Blank	7	Leave blank.
Stock or part number	8-22	Enter the NSN or part number of the item being challenged.
Unit of issue	23-24	Unit of issue that applies to NSN or part number.
Quantity	25-29	Amount of item being challenged, expressed in the appropriate quantity.
Document number	30-43	Document number from the A5...
Blank	44-64	Leave blank.
Demil code	65	From the A5...
Blank	66	Leave blank.
Routing identifier code (from)	67-69	RIC of the activity initiating the challenge.
Blank	70	Leave blank.
Supply condition code	71	From the A5...
Reason code	72	Reason challenge is initiated.
Extended line item value	73-80	Quantity in rp 25-29 times unit price.

Notes:

Table E-239
DIC BWQ, First Follow-up to Challenge of Materiel Sent to DRMO—Continued

Field legend	Record position	Entry and instructions
1. Reason Code for the initiation of challenge.		
a. Materiel is in condition code A, B, or C with an extended acquisition value of \$500 or more and the materiel is not known to be obsolete or supporting an obsolete end item.		
b. Materiel is in condition code D, E, F, or G with an extended acquisition value of \$1,000 or more and is not known to be obsolete or supporting an obsolete end item.		
c. Materiel has a known requirement.		
d. Materiel is in condition code H and has an extended acquisition value of \$10,000 or more and is not known to be obsolete or supporting an obsolete end item.		

Table E-240
DIC BWR, Second Follow-up to Challenge of Materiel Sent to DRMO

Field legend	Record position	Entry and instructions
Document identifier code	1-3	DIC BWR.
Routing identifier code (to)	4-6	RIC of the activity to which the document is being passed.
Blank	7	Leave blank.
Stock or part number	8-22	Enter the NSN or part number of the item being challenged.
Unit of issue	23-24	Unit of issue that applies to NSN or part number.
Quantity	25-29	Amount of item being challenged, expressed in the appropriate quantity unit pack.
Document number	30-43	Document number from the A5...
Blank	44-64	Leave blank.
Demil code	65	From the A5...
Blank	66	Leave blank.
Routing identifier code (from)	67-69	RIC of the activity initiating the challenge.
Blank	70	Leave blank.
Supply condition code	71	From the A5...
Reason code	72	Reason challenge is initiated. 1
Extended line item value	73-80	Quantity in rp 25-29 times unit price.
Notes:		
1. Reason Code for the initiation of challenge.		
a. Materiel is in condition code A, B, or C with an extended acquisition value of \$500 or more and the materiel is not known to be obsolete or supporting an obsolete end item.		
b. Materiel is in condition code D, E, F, or G with an extended acquisition value of \$1,000 or more and is not known to be obsolete or supporting an obsolete end item.		
c. Materiel has a known requirement.		
d. Materiel is in condition code H and has an extended acquisition value of \$10,000 or more and is not known to be obsolete or supporting an obsolete end item.		

Table E-241
DIC BWS, Reply to Challenge of Materiel Sent to DRMO

Field legend	Record position	Entry and instructions
Document identifier code	1-3	DIC BWS.
Routing identifier code (to)	4-6	RIC of activity which initiated the challenge.
Blank	7	Leave blank.
Stock or part number	8-22	Enter the NSN or part number of the item being challenged.
Unit of issue	23-24	Unit of issue that applies to NSN or part number.

Table E-241
DIC BWS, Reply to Challenge of Materiel Sent to DRMO—Continued

Field legend	Record position	Entry and instructions
Quantity	25-29	Amount of item being challenged expressed in the appropriate quantity unit pack.
Document number	30-43	Document number from the challenge document (DIC BWP).
Blank	44-66	Leave blank.
Routing identifier code (from)	67-69	RIC of the activity responding to the challenge.
Blank	70-71	Leave blank.
Action code	72	1—Continue with disposal action. 2—Stop disposal action; AC.... document will follow.
Blank	73-80	Leave blank.

Table E-242
DIC BWZ, Depot Operations Cost and Performance Report

Field legend	Record pos.	Entry and instructions
Document identifier code	1-3	Enter BWZ.
AIC	4-5	Identifies the reporting activity or installation.
Location	6-11 (6)	Identifies the section of the Depot Operations Cost and Performance Report to which the data pertains. See note 1.
Line	(7-8) (9-10) (11)	Page number within the section. Line number that pertains to the page number. Alpha as pertains to section B or D.
Report month	12	One of the following to identify the month to which the reported data applies. C =Dec F =Mar I =Jun L =Sep
Quantity value	13	Blank when all quantities in rp 21-80 are positive. "N" when all quantities are negative.
Blank	14-18	Leave blank.
Customer code	19-20	Identifies the department or agency billed (or to be billed) for the cost.
Quantity	21-80	Requirements in this field vary by section.
Notes:		
A—Section A mainframe.		
B—Evaluation of assembly/disassembly/forecasts.		
C—Evaluation of receiving and shipping forecasts.		
D—Care of materiel in storage, preservation, packaging, packing and cyclic and special inspection.		

Table E-243
DIC BXA, Proponent ILS Office Header Data

Field legend	Record pos.	Entry and instructions
Document identifier code	1-3	Enter DIC BXA.
Routing identifier code	4-6	Enter.
Sys equip nomen	7-28	Enter.
Op cntr ident	29-31	Enter.
Instl act id cd	32-33	Enter.
Ppnt ILS ofc sym	34-45	Enter.
Ppnt ILS ofc phone no	46-52	Enter.
Maint eng	53-67	Enter.
Dsg dev cmd	68-75	Enter.
Blank	76-79	Leave blank.
Milestone rept trans cd	80	Enter.

Table E-244
DIC BXB, Manager/File Established Header Data

Field legend	Record pos.	Entry and instructions
Document identifier code	1-3	Enter DIC BXB.
Routing identifier code	4-6	Enter.
Sys equip nomen	7-28	Enter.
Op cntr ident	29-31	Enter.
Instl act id cd	32-33	Enter.
Materiel manager	34-48	Enter.
File establishment date	49-54	Enter.
ILS manager	55-69	Enter.
Blank	70-79	Leave blank.
Milestone rept trans cd	80	Enter.

Table E-245
DIC BXC, Project Leader Header Data Record

Field legend	Record pos.	Entry and instructions
Document identifier code	1-3	Enter DIC BXC.
Routing identifier code	4-6	Enter.
Sys equip nomen	7-28	Enter.
Op cntr ident	29-31	Enter.
Instl act id cd	32-33	Enter.
Sys sta cd	34	Enter.
MRSA extract cd	35	Enter.
Life cycle ph cd	36	Enter.
Type acq cd	37	Enter.
Dec lvl cd	38	Enter.
Approp fund cd	39	Enter.
Proj ldr	40-54	Enter.
Proj ldr tel no	55-61	Enter.
Dsg readiness cmd	62-69	Enter.
Sys equip ppnt	70-79	Enter.
Milestone rept trans cd	80	Enter.

Table E-246
DIC BXD, Contract/Model Header Data

Field legend	Record pos.	Entry and instructions
Document identifier code	1-3	Enter DIC BXD.
Routing identifier code	4-6	Enter.
Sys equip nomen	7-28	Enter.
Op cntr ident	29-31	Enter.
Instl act id cd	32-33	Enter.
Matl mgr tel no	34-40	Enter.
Proj cntr no	41-60	Enter.
Equip mod no	61-74	Enter.
Mcm Just cd	75	Enter.
Assoc sys spt equip cd	76	Enter.
Blank	77-79	Leave blank.
Milestone rept trans cd	80	Enter.

Table E-247
DIC BXE, Contract Header Data

Field legend	Record pos.	Entry and instructions
Document identifier code	1-3	Enter DIC BXE.
Routing identifier code	4-6	Enter.
Sys equip nomen	7-28	Enter.
Op cntr ident	29-31	Enter.
Instl act id cd	32-33	Enter.
Cntr	34-48	Enter.
Cntr adrs	49-68	Enter.
BOIP no	69-77	Enter.
Blank	78-79	Leave blank.
Milestone rept trans cd	80	Enter.

Table E-248
DIC BXF, Replaces System/Equipment Header Data

Field legend	Record pos.	Entry and instructions
Document identifier code	1-3	Enter DIC BXF.
Routing identifier code	4-6	Enter.
Sys equip nomen	7-28	Enter.
Op cntr ident	29-31	Enter.
Instl act id cd	32-33	Enter.
Repl sys equip	34-55	Enter.
Sys equip NSN	56-71	Enter.
Blank	72-73	Leave blank.
Amin no	74-79	Enter.
Milestone rept trans cd	80	Enter.

Table E-249
DIC BXG, Subsystem Header Data

Field legend	Record pos.	Entry and instructions
Document identifier code	1-3	Enter DIC BXG.
Routing identifier code	4-6	Enter.
Sys equip nomen	7-28	Enter.
Op cntr ident	29-31	Enter.
Instl act id cd	32-33	Enter.
Maint eng tel no	34-40	Enter.
Std study no	41-51	Enter.
Cards no	52-61	Enter.
Blank	62-65	Leave blank.
Mcm no	66-77	Enter.
AMC or command proj mgr cd	78	Enter.
Blank	79	Leave blank.
Milestone rept trans cd	80	Enter.

Table E-250
DIC BXH, Proponent Project Manager Header Data

Field legend	Record pos.	Entry and instructions
Document identifier code	1-3	Enter DIC BXH.
Routing identifier code	4-6	Enter.
Sys equip nomen	7-28	Enter.
Op cntr ident	29-31	Enter.
Instl act id cd	32-33	Enter.
Ppnt pm	34-53	Enter.
Oper test agcy	54-61	Enter.
Tech test agcy	62-69	Enter.
Awd dt	70-75	Enter.
Blank	76-79	Enter.
Milestone rept trans cd	80	Enter.

**Table E-251
DIC BXJ, Project Header Data**

Field legend	Record pos.	Entry and instructions
Document identifier code	1-3	Enter DIC BXJ
Routing identifier code	4-6	Enter.
Sys equip nomen	7-28	Enter.
Op cntr indent	29-31	Enter.
Instl act id cd	32-33	Enter.
DA proj task no	34-49	Enter.
RDTE proj no	50-61	Enter.
LIN	62-67	Enter.
Sys equip acronym	68-79	Enter.
Milestone rept trans cd	80	Enter.

**Table E-252
DIC BXK, Used on Identification Header Data**

Field legend	Record pos.	Entry and instructions
Document identifier code	1-3	Enter DIC BXK.
Routing identifier code	4-6	Enter.
Sys equip nomen	7-28	Enter.
Op cntr indent	29-31	Enter.
Instl act id cd	32-33	Enter.
Blank	34-54	Leave Blank.
Used on ident nomen	55-76	Enter.
Used on seq no	77-79	Enter.
Milestone rept trans cd	80	Enter.

**Table E-253
DIC BXL, Milestone Event Record Data**

Field legend	Record pos.	Entry and instructions
Document identifier code	1-3	Enter DIC BXL.
Routing identifier code	4-6	Enter.
Sys equip nomen	7-28	Enter.
Op cntr indent	29-31	Enter.
Instl act id cd	32-33	Enter.
Milestone rept ppnt cd	34	Enter.
Milestone event cd	35-41	Enter.
Curr scd dt	42-47	Enter.
Milestone compl dt	48-53	Enter.
Descr cd	54-55	Enter.
Ofc prim resp	56-63	Enter.
Blank	64-79	Leave blank.
Milestone rept trans cd	80	Enter.

**Table E-254
DIC BXM, Narrative Record Data**

Field legend	Record pos.	Entry and instructions
Document identifier code	1-3	Enter DIC BXM.
Routing identifier code	4-6	Enter.
Sys equip nomen	7-28	Enter.
Op cntr indent	29-31	Enter.
Instl act id cd	32-33	Enter.
Milestone rept ppnt cd	34	Enter.
Milestone event cd	35-41	Enter.
Nac rec sequence no	42-44	Enter.
Nar rec	45-79	Enter.
Milestone rept trans cd	80	Enter.

Table E-255
DIC BXN, Associated Systems/Support Equipment Data

Field legend	Record pos.	Entry and instructions
Document identifier code	1-3	Enter DIC BXN.
Routing identifier code	4-6	Enter.
Sys equip nomen	7-28	Enter.
Op cntr indent	29-31	Enter.
Instl act id cd	32-33	Enter.
Blank	34-41	Leave blank.
Assoc sys spt equip	42-63	Enter.
Blank	64-77	Leave blank.
Assoc seq no	78-79	Enter.
Milestone rept trans cd	80	Enter.

Table E-256
DIC BXP, Associated Contract Data-Transaction 1

Field legend	Record pos.	Entry and instructions
Document identifier code	1-3	DIC BXP.
Routing identifier code	4-6	Enter.
Sys equip nomen	7-28	Enter.
Op cntr indent	29-31	Enter.
Instl act id cd	32-33	Enter.
Assoc cntr no	34-53	Enter.
Assoc cntr	54-68	Enter.
Blank	69-76	Leave blank.
Assoc cntr seq no	77-78	Enter.
Card seq no	79	Enter.
Milestone rept trans cd	80	Enter.
DIC BXP, Associated Contract Data-Transaction 2		
Document identifier code	1-3	DIC BXP.
Routing identifier code	4-6	Enter.
Sys equip nomen	7-28	Enter.
Op cntr indent	29-31	Enter.
Instl act id cd	32-33	Enter.
Blank	34-53	Leave blank.
Cntr adrs	54-73	Enter.
Blank	74-76	Leave blank.
Assoc cntr seq nr	77-78	Enter.
Trans seq no	79	Enter.
Milestone rept trans cd	80	Enter.

Table E-257
DIC BXQ, Acquisition Management Milestone System Other Header Data for File Number/TRADOC Proponent (PPNT)School/New Equipment Training Plan Number (NETPN)

Field legend	Record pos.	Entry and instructions
Document identifier code	1-3	DIC BXQ.
Routing identifier code	4-6	Enter appropriate RIC.
System equipment nomenclature	7-28	Self-explanatory.
Optional contractor identification code	29-31	Optional-enter if needed.
Installation activity identifier	32-33	Self-explanatory.
File number	34-39	Self-explanatory.
TRADOC proponent school	40-55	Self-explanatory.
New equipment training plan number	56-63	Self-explanatory.
Blank	64-79	Leave blank.
Milestone rept trans cd	80	Self-explanatory.

Table E-258**DIC BXR, AMMS Other Header Data for System Integrator Code (SIC)/Program Executive Office (PEO)**

Field legend	Record pos.	Entry and instructions
Document identifier code	1-3	DIC BXR.
Routing identifier code	4-6	Enter appropriate RIC.
System equipment nomenclature	7-28	Self-explanatory.
Optional contractor identification code	29-31	Optional-enter if needed.
Installation activity identifier	32-33	Self-explanatory.
Major defense acquisition program	34	Self-explanatory.
System integrator code	35-37	Self-explanatory.
System integrator telephone number	38-44	Self-explanatory.
Program Executive Office	45-59	Self-explanatory.
Program executive officer telephone	60-66	Self-explanatory.
Blank	67-79	Leave blank.
Milestone rept trans cd	80	Self-explanatory.

Table E-259**DIC BXS, AMMS Other Header Data for Common Reference Code (CRC)/Mission Area/Combat Developer**

Field legend	Record pos.	Entry and instructions
Document identifier code	1-3	DIC BXS.
Routing identifier code	4-6	Enter appropriate RIC.
System equipment nomenclature	7-28	Self-explanatory.
Optional contractor identification code	29-31	Optional-enter if needed.
Installation activity identifier	32-33	Self-explanatory.
Common reference code	34-41	Self-explanatory.
Mission area	42-44	Self-explanatory.
Combat developer	45-52	Self-explanatory.
Combat developer point of contact	53-68	Self-explanatory.
Combat developer POC telephone number	69-75	Self-explanatory.
Blank	76-79	Leave blank.
Milestone rept trans cd	80	Enter.

Table E-260**DIC BZ5, Daily Transactional Updates to Major Item Requisition Validation (MIRV) Files**

Field legend	Record pos.	Entry and instructions
Document identifier code	1-3	Enter DIC BZ5.
Record type	4	A-MIV file update. B-Unit identification code/DODAAC cross reference file update. C-Line item number cross reference file update.
Line item number	5-10	Enter for type A & C.
Unit identification code	5-10	Enter for type B.
Command designator	11	Enter for type A.
DODAAC	11-16	Enter for type B.
Blank	11-112	Leave blank on type C.
Standard study number	12-22	Enter for type A.
Blank	17-112	Leave blank on type B.
Nomenclature	23-44	Enter for type A.
Unit identification code	45-50	Enter for type A.
Equipment readiness code	51	Enter for type A.
Assignment code	52-53	Enter for type A.
Location code	54-56	Enter for type A.
Station code	57-61	Enter for type A.
Blank	62-71	Enter filler data, or else leave blank for type A.
Major claimant	72-77	Enter for type A.
Type standard requirement code	78	Enter for type A.
Reserved area	79-93	Enter filler data, or else leave blank for type A.
Stratification hierarchy level 2	94	Enter for type A.
Release sequence number	95-100	Enter for type A.
Availability date	101-104	Enter for type A.
Priority shortage	105-108	Enter for type A.
Total shortage	109-112	Enter for type A.
Update indicator	113	A-add. For all. D-delete. For all. C-change. Type A.

Table E-260
DIC BZ5, Daily Transactional Updates to Major Item Requisition Validation (MIRV) Files—Continued

Field legend	Record pos.	Entry and instructions
Date	114-118	YYDDD for type A, B, C.
Blank	119-120	Enter filler data, or else leave blank for type A, B, and C.

Table E-261
DIC BZB, Zero Balance Flasher

Field legend	Record pos.	Entry and instructions
Document identifier code	1-3	Enter BZB.
Routing identifier code	4-6	Enter RIC (to).
Blank	7	Leave blank.
Stock number	8-22	Enter the applicable stock number.
Unit-of-issue	23-24	Enter the applicable unit-of-issue.
Quantity	25-29	Enter, always zero fill.
Document number	30-43	Perpetuate from original document that caused the depot custodial records to reach zero.
Suffix code	44	Perpetuate from original document that caused the depot custodial records to reach zero.
Blank	45-56	Leave blank.
Project code	57-59	Enter log numbers if the depot indicated adjustment resulting from a scheduled inventory, that caused the depot custodial records to reach a zero balance. Otherwise, enter the DIC of the transaction causing the zero balance.
Blank	60-61	Leave blank.
Date prepared	62-64	Enter the three-position Julian day that this document was prepared.
Blank	65-66	Leave blank.
Routing identifier code	67-69	Enter RIC (from).
Blank	70	Leave blank.
Condition code	71	Enter the condition code.
Management code	72	Enter management code B if custodial record went to a zero balance as a result of an adjustment from a scheduled inventory; otherwise, leave Blank.
Blank	73-80	Leave blank.

Table E-262
DIC BZD, Notification of Shipment

Field legend	Record position	Entry and instructions
Document identifier code	1-3	DIC BZD
Routing identifier code	4-6	RIC of the ASDA to which the document is being sent(to be specified in the contract)
Blank	7	Blank
NSN	8-22	NSN of the item being shipped. Left justify. Do not zero fill.
Unit of issue	23-24	To be specified on original shipping document
Quantity	25-29	Enter the quantity shipped. Right justify. Zero fill.
Document number	30-43	Enter the document number under which the item was received.
Suffix code	44	When a partial quantity is shipped, use a sequential suffix code (A-Z and 2-9, excluding 1, N, O, P, R, S, Y, or Z).
Contract DODAAC	45-50	Enter DODAAC assigned to the contract (specified in the contract).
Signal code	51	Constant "M"
Fund code	52-53	Constant "GM"
Blank	54-56	Blank
Date shipped	57-59	Enter the Julian day the materiel is shipped.Example: 1 Jan shall be written as 001; 31 Dec as 365.
Blank	60-61	Blank

Table E-262
DIC BZD, Notification of Shipment—Continued

Field legend	Record position	Entry and instructions
Bill number	62-76	Enter the proper transportation control number (TCN) or other transportation number of the shipment. Left justify. May contain blanks.
Mode of shipment	77	Enter proper code from MILSTAMP (DOD 4500.32-R).
Blank	78-80	Blank

Table E-263
DIC BZE, Consumption Report (Government Furnished Materiel)

Field legend	Record position	Entry and instructions
Document identifier code	1-3	DIC BZE
MCA RIC	4-6	Enter RIC of proper MCA (To be specified in the contract).
Blank	7	Blank
NSN of GFM	8-22	Enter the 13 digit NSN of the item consumed/incorporated.
Unit of Issue	23-24	Enter the unit of issue of the GFM (To be specified in the contract).
Quantity Consumed	25-29	Quantity of GFM (NSN cc8-22) consumed/incorporated. Right justify and zero fill.
NSN of End Item	30-42	Enter NSN of end item upon which GFM was used.
Blank	43	Blank
Supply Source	44	Enter proper code to identify source of consumable. P—Requisitioned through MCA. J—Obtained by cannibalization of government materiel.
DODAAC	45-50	To be specified in the contract.
Blank	51-66	Blank
Report Sequence Number	67-69	Number each report sequentially through duration of the contract, beginning with 001.
Contract call order number	70-73	Enter 4-position contract call order number; otherwise, leave blank.
Contract line item number (CLIN)	74-77	Enter 4-position CLIN; otherwise, leave blank.
Subordinate CLIN (Sub-CLIN)	78-79	Enter 2-position Sub-CLIN; otherwise, leave blank.
Blank	80	Blank.

Table E-263-1
BZF, Materiel Returns Data Base (MRDB) Inquiry Request

Field legend	Record position	Entry and instructions
Document identifier code	1-3	DIC BZF.
Routing identifier code	4-6	Enter RIC BY9.
Stock number	8-22	As shown on the DIC FTM.
Unit of issue	23-24	As shown on the DIC FTM.
Quantity	25-29	As shown on the DIC FTM.
Document number	30-43	As shown on the DIC FTM.
Suffix code	44	As shown on the DIC FTM.
Supplementary address	45-50	As shown on the DIC FTM.
Routing identifier code (From)	51-53	Enter RIC of ICP sending the request.
Routing identifier code (receiving activity)	54-56	As shown on the DIC FTM.
Release date	57-59	As shown on the DIC FTM.
Blank	60-61	Leave blank.
Shipment number	62-76	As shown on the DIC FTM.
Mode of shipment	77	As shown on the DIC FTM.
Blank	78-80	Leave blank.

Table E-263-2
BZG, Materiel Returns Data Base (MRDB) Inquiry Response

Field legend	Record position	Entry and instructions
Document identifier code	1-3	DIC BZG.
Routing identifier code	4-6	Enter NICP RIC from rp 51-53 of DIC BZF.
Point of embarkation	7-9	Enter air terminal or water port POE code.
Blank	10-12	Leave blank.
Vessel/flight number	13-17	Enter vessel or flight number. Fill with blank (right justify) if less than five positions.
Blank	18-23	Leave blank.
Segment quantity	25-29	Enter quantity for each response as indicated by the status code contained in rp 74-75.
Document number	30-43	Enter document number from DIC BZF.
Suffix code	44	Enter suffix code of shipment, if applicable. Otherwise, leave blank.
Date of shipment/forward/receipt	45-48	Examples of entries: date of shipment (DIC FTM), POE receipt or lift date (DIC TAA/TTG), POD receipt or forward date(TK6/TK9), depot receipt date (TK4 or BEI). See applicable status code entry in rp 74-76 to determine data segment from MRDB.
Routing identifier code (From)	49-51	Enter BY9.
Blank	52-53	Leave blank.
Receiving activity (To)	54-56	Enter RIC of activity to receive shipment.
Shipment number	57-71	Enter the latest TCN/GBL/other shipment number.
Blank	72-73	Leave blank.
Status code	74-75	Enter the proper status code as identified in table C-24 (Intra-Army codes).
Port of debarkation	76-78	Enter POD air terminal or water port code.
Blank	79-80	Leave blank.

Table E-264
DIC D4_, Materiel Receipt-Procurement Instrument Source

Field legend	Record pos.	Entry and instructions
Document identifier code	1-3	Enter proper DIC from the D4_ series for the transaction being created. D4M D4U D4X D4S D4V D4Z
Routing identifier code (To)	4-6	Enter the RIC of the ICP/SCA to which this transaction is being forwarded.
Blank	7	Leave blank.
Stock or part number	8-22	Enter stock or part number of the item received.
Unit of issue	23-24	Enter the unit of issue of the item.
Quantity	25-29	Enter quantity received. Precede any digits with zeros. (1) For ammunition items in FSG 13, quantities exceeding 99,999 will be expressed in thousands by placing and "M" in rp 29. Example: A quantity of 1,950,000 would be expressed as 1950M (1950 in rp 25-28 and an "M" in rp 29). Quantities not evenly divisible by thousands will require two transactions. The first transaction will show the rounded thousands using the "M" modifier and the second transaction will show the residual quantity. Example: For a quantity of 100,001, the first document will show a quantity of 0100M and the second document will show a quantity of 00001. (2) When rp 8-11 contains other than FSG 13 and the quantity exceeds 99,999, prepare additional documents bearing the same document number with suffix codes. (3) When reversal or cancellation of the original receipt transaction is required, enter an 11-zone entry in rp 25.
Procurement instrument identification number or due-in document number	30-43 (30-42) (43)	For procurement source: Enter (or perpetuate) procurement instrument identification number. Leave blank.

Table E-264
DIC D4_, Materiel Receipt-Procurement Instrument Source-Continued

Field legend	Record pos.	Entry and instructions
Suffix code	(30-43) 44	For document number (intra-Army use only): Enter (or perpetuate) due-in document number. Codes A-Z will be used when two or more documents are needed to report a quantity. Enter consecutive alpha codes "A" through "Z," as necessary, if separate documents are required because the quantity exceeds 99,999; or quantity exceeds 9999M (M-modifier thousands) and residual quantities are for ammunition; or different conditions of materiel are received. Otherwise, leave blank.
Item number	45-50	Enter the contract or exhibit line item number or subline item number as indicated below, if applicable; otherwise, leave blank.
Contract or exhibit line item number	(45-48)	Contract Line Item Number: Enter the CLIN, preceding significant digits with zeros. Exhibit Line Item Number: Enter the alphabetic exhibit identifier in rp 45. Enter the exhibit line item number in rp 46-48, preceding significant digits with zeros.
Contract or exhibit subline item number	(49-50)	Enter the contract or exhibit subline item number, if applicable, preceding significant digits with zeros. Otherwise, zero fill.
Multi-use	51-53	For intra- and inter-Service or agency use, leave blank. For subsistence items only: Enter the code that indicates the date packed or expiration date from table C-34.1.
Distribution code	54-56	Enter or perpetuate distribution code. Otherwise, leave blank.
Project code	57-59	Enter or perpetuate project code. Otherwise, leave blank.
Shipment number	60-66	Enter vendor shipment number shown on shipping document, preceding significant digits with zeros.
Routing identifier code (receiving location)	67-69	Enter or perpetuate RIC of the activity at which time is received.
Ownership or purpose code	70	Enter code shown on shipping document or in pre-positioned materiel receipt transaction. Otherwise, leave blank.
Supply condition code	71	Enter supply condition code of item received.
Management code	72	Enter proper management code. Otherwise, leave blank.
Day of year	73-75	Enter ordinal day of the calendar year that materiel was released by carrier.
Multi-use	76	For inter- and intra-Service/Agency use, leave blank.
Call or order serial number	77-80	Enter applicable call or order serial number. Otherwise, leave blank.

Table E-265
DIC D6_, Materiel Receipt-Other Than Procurement Instrument Source

Field legend	Record pos.	Entry and instructions
Document Identifier code	1-3	Enter proper DIC from the D6_ series for the transaction being created. D6A D6D D6J D6M D6R D6V D6B D6E D6K D6N D6T D6X D6C D6H D6L D6Q D6U D6Z
Routing identifier code (To)	4-6	Enter (or perpetuate) the RIC of the ICP/SCA to which this transaction is being forwarded.
Blank	7	Leave blank.
Stock or part number	8-22	Enter stock or part number of the item received.
Unit of issue	23-24	Enter the unit of issue of the item.
Quantity	25-29	Enter quantity received, preceding significant digits with zeros.

Table E-265
DIC D6_, Materiel Receipt—Other Than Procurement Instrument Source—Continued

Field legend	Record pos.	Entry and instructions
		(1) For ammunition items in FSG 13, quantities exceeding 99,999 will be expressed in thousands by placing and "M" in rp 29. Example: A quantity of 1,950,000 would be expressed as 1950M (1950 in rp 25–28 and an "M" in rp 29). Quantities not evenly divisible by thousands will require two transactions. The first transaction will show the rounded thousands using the "M" modifier and the second transaction will show the residual quantity. Example: For a quantity of 100,001, the first document will show a quantity of 01 OOM and the second document will show a quantity of 00001.
		(2) When rp 8–11 contains other than FSG 13 and the quantity exceeds 99,999, prepare additional document bearing the same document number with suffix codes.
		(3) When reversal or cancellation of the original receipt transaction is required, enter an 11–zone entry in rp 25.
Document number	30–43	Enter controlling document number.
Suffix code	44	Enter consecutive alpha codes "A" through "Z," as necessary, if separate documents are required because the quantity exceeds 99,999; or quantity exceeds 9999M (M–modifier thousands) and residual quantities are for ammunition; or different conditions of materiel are received. Otherwise, leave blank.
Supplementary address	45–50	Enter (or perpetuate) supplementary address; otherwise, leave blank.
Signal code	51	Enter (or perpetuate) signal code; otherwise, leave blank.
Fund code	52–53	Enter (or perpetuate) fund code; otherwise, leave blank.
Distribution code	54–56	Enter (or perpetuate) distribution code; otherwise, leave blank.
Project code	57–59	Enter (or perpetuate) project code; otherwise, leave blank.
Multi–use	60–66	For inter–Service/Agency use, leave blank.
Dual use:	60–64	Intra–Army use:
Priority designator	(60–61)	Enter the PD or leave blank.
Required delivery date (RDD)/ required delivery period (RDP) (ammunition)	(62–64)	Enter RDD/RDP or leave blank.
	OR	
Date packed/expiration date indicator code	(60–62)	For subsistence items only: Enter the code which gives the date packed or expiration date from table C–34.1.
Blank	(63–64)	For subsistence items leave blank.
Return advice code	65–66	Enter the return advice code or leave blank.
Routing identifier code (receiving activity)	67–69	Enter (or perpetuate) RIC identifying activity at which item is received.
Ownership or purpose code	70	Enter the appropriate ownership or purpose code in which the item will be recorded.
Supply condition code	71	Enter the supply condition code of the item received.
Management code	72	Enter proper management code; otherwise, leave blank.
Day of year	73–75	Enter ordinal day of the calendar year that materiel was released by carrier.
Multi–use	76–80	For intra– and inter–Service/Agency use, leave blank.

Table E-266
DIC D6S, Materiel Receipt Acknowledgment Document (MRAD)

Field legend	Record position	Entry and instructions
Document identifier code	1-3	DIC D6S.
Routing identifier code (To)	4-6	RIC HR2 (DAAS).
Status	7	Leave blank or if DAAS created, enter "D".
National stock number	8-22	NSN number of the item received.
Unit of issue	23-24	Unit of issue of the item received.
Quantity	25-29	Quantity received. Precede digits with zeros. When reversal or cancellation of the original receipt transaction is required, enter an "X" punch in rp 25.
Document number	30-43	Controlling MILSTRIP type document number.
Suffix	44	From DIC AS document.
Supplementary address	45-50	MILSTRIP supplementary address; otherwise leave blank.
Signal	51	Signal code; otherwise, leave blank.
Fund	52-53	Fund code; otherwise, leave blank.
Distribution	54-56	MILSTRIP distribution code; otherwise, leave blank.
Project	57-59	MILSTRIP project code; otherwise, leave blank.
Blank	60-66	Blank.
Routing identifier	67-69	RIC of the activity at which item is received, if available; otherwise, leave blank. When MRAD is transmitted by Mode V teletype terminals via DAAS, enter numeric day materiel receipt was posted to the accountable records.
Ownership or purpose	70	Leave blank.
Supply condition code	71	Condition code of item received (para C-22a). Leave blank when MRAD is transmitted by Mode V teletype terminals via DAAS.
Management code	72	Management code (para C-35); otherwise, leave blank. Also leave blank when MRAD is transmitted by Mode V teletype terminals via DAAS.
Date	73-75	Numeric day materiel receipt was posted to the accountable records. Leave blank when MRAD is transmitted by Mode V teletype terminals via DAAS.
Blank	76-80	Blank.

Table E-267
DIC D7 /DG /DHA, Issue, Back Order, and Demand Data

Field legend	Record position	Entry and instructions																																																			
Document identifier code	1-3	Enter as follows: <table border="0"> <tr> <td>Issue Transactions</td> <td>Back Order Trans- actions</td> <td>Demand Data Trans- actions</td> </tr> <tr> <td>D7A</td> <td>DGA</td> <td>DHA</td> </tr> <tr> <td>D7B</td> <td>DGB</td> <td></td> </tr> <tr> <td>D7C</td> <td>DGC</td> <td></td> </tr> <tr> <td>D7D</td> <td>DGD</td> <td></td> </tr> <tr> <td>D7E</td> <td>DGE</td> <td></td> </tr> <tr> <td>D7G</td> <td>DGG</td> <td></td> </tr> <tr> <td>D7H</td> <td>DGH</td> <td></td> </tr> <tr> <td>D7J</td> <td>DGJ</td> <td></td> </tr> <tr> <td>D7K</td> <td>DGK</td> <td></td> </tr> <tr> <td>D7L</td> <td>DGL</td> <td></td> </tr> <tr> <td>D7M</td> <td>DGM</td> <td></td> </tr> <tr> <td>D7N</td> <td>DGN</td> <td></td> </tr> <tr> <td>D7P</td> <td>DGP</td> <td></td> </tr> <tr> <td>D7Q</td> <td>DGQ</td> <td></td> </tr> <tr> <td>D7R</td> <td>DGR</td> <td></td> </tr> <tr> <td>D7Z</td> <td>DGZ</td> <td></td> </tr> </table>	Issue Transactions	Back Order Trans- actions	Demand Data Trans- actions	D7A	DGA	DHA	D7B	DGB		D7C	DGC		D7D	DGD		D7E	DGE		D7G	DGG		D7H	DGH		D7J	DGJ		D7K	DGK		D7L	DGL		D7M	DGM		D7N	DGN		D7P	DGP		D7Q	DGQ		D7R	DGR		D7Z	DGZ	
Issue Transactions	Back Order Trans- actions	Demand Data Trans- actions																																																			
D7A	DGA	DHA																																																			
D7B	DGB																																																				
D7C	DGC																																																				
D7D	DGD																																																				
D7E	DGE																																																				
D7G	DGG																																																				
D7H	DGH																																																				
D7J	DGJ																																																				
D7K	DGK																																																				
D7L	DGL																																																				
D7M	DGM																																																				
D7N	DGN																																																				
D7P	DGP																																																				
D7Q	DGQ																																																				
D7R	DGR																																																				
D7Z	DGZ																																																				
Routing identifier code (To)	4-6	RIC of the ICP or SCA to which the transaction is to be sent or the activity preparing the transaction for internal use.																																																			
Media and status code	7	M&S code from the source document.																																																			
Stock number	8-22	Stock number of the item being issued, back ordered, or for which demand data are being accumulated.																																																			
Unit of issue	23-24	Applicable unit of issue shown in catalog or technical data files.																																																			
Quantity	25-29	Quantity of item being issued, back ordered, or for which data are being accumulated. Precede digits with zeros.																																																			

Table E-267
DIC D7_/DG_/DHA, Issue, Back Order, and Demand Data—Continued

Field legend	Record position	Entry and instructions
		(1) For ammunition items in FSG 13, quantities exceeding 99,999 will be expressed in thousands by placing an "M" in rp 29. Example: A quantity of 1,950,000 would be expressed as 1950M (1950 in rp 25–28 and an "M" in rp 29). Quantities not evenly divisible by thousands will require two transactions. The first transaction will show the rounded thousands using the "M" modifier and the second transaction will show the residual quantity. Example: For a quantity of 100,001, the first document will show a quantity of 01 OOM and the second document will show a quantity of 00001. (2) When rp 8–11 contains other than FSG 13 and the quantity exceeds 99,999, prepare additional documents bearing the same document number with suffix codes.
Document number	30–43	Take from the source document.
Suffix code	44	Take from the source document, or leave blank.
All other fields	45–66	Take from the source document.
Routing identifier code (From)	67–69	Storage activity RIC from which item was issued on issue transaction documents; or the RIC of the storage activity against which the back order is recorded on back order transaction; or the RIC of the ASDA from which the item was directly shipped on demand data transactions.
Ownership or purpose code	70	Proper ownership or purpose code of the item issued or back ordered on issue transaction documents and back order transaction documents. Leave blank on demand data transactions.
Condition code	71	Condition code from which item is issued on issue transaction documents or to be shipped on back order transaction documents. Leave blank on demand data transactions.
Management code	72	Proper management code, if applicable; otherwise, leave blank.
Day processed	73–75	Numerical calendar day of the year the transaction was processed.
Dual-use	76–78	As prescribed by the creator of the transaction for internal use and control as may be necessary; otherwise, leave blank.
Multi-use	(76–78)	
Date of Pack/Expiration	(76–78)	For subsistence items only: Enter the date the manufacturer packed the product or the expiration date assigned by the manufacturer. The date will be shown by entering the last numeric digit of the calendar year; an alpha "A" through "L" for the month; with the third position always being a numeric "0" for date packed and a numeric "1" thru "4" (represents the week) for the expiration date.
For DIC D7_ only Dual use	76–78	As prescribed by the creator of the transaction for internal use and control as may be necessary; otherwise, leave blank.
Multi-use	(76–78)	
Date packed/expiration date indicator code	(76–78)	For subsistence items only: Enter the code that indicates the date packed or expiration date from table C–34.1.
Multi-use	79–80	As prescribed by the creator of the transaction for internal use and control as may be necessary; otherwise, leave blank.
Notes:		
When reversal or cancellation of the original adjustment transaction is required, enter an 'X' punch in rp 25.		

Table E-268
DIC D8_/D9_, Inventory Adjustment—Increase or Decrease

Field legend	Record pos.	Entry and instructions
Document identifier code	1–3	Enter appropriate DIC from the D8 or D9 series except D8E, D8F, D8S, D9E, D9F, and D9S.
Routing identifier code (To)	4–6	Enter RIC of the ICP/SCA to which this transaction is being forwarded.
Blank	7	Leave blank.
Stock or part number	8–22	Enter stock or part number of item being adjusted.
Unit of issue	23–24	Enter UI of item.
Quantity	25–29	Quantity being adjusted. Precede any digits with zeros. (1) For ammunition items in FSG 13, quantities exceeding 99,999 will be expressed in thousands by placing an "M" in rp 29. Example: A quantity of 1,950,000 would be expressed as 1950M (1950 in rp 25–28 and an "M" in rp 29). Quantities not evenly divisible by thousands will require two transactions. The first transaction will show the rounded thousands using the "M" modifier and the second transaction will show the residual quantity. Example: For a quantity of 100,001, the first document will show a quantity of 01 OOM and the second document will show a quantity of 00001. (2) When rp 8–11 contains other than FSG 13 and the quantity exceeds 99,999, prepare additional documents bearing the same document number with suffix codes.

Table E-268
DIC D8 /D9_, Inventory Adjustment-Increase or Decrease-Continued

Field legend	Record pos.	Entry and instructions
		(3) When reversal or cancellation of the original transaction is required, enter an 11-zone entry in rp 25.
Document number	30-43	For reclassification of previously suspended returns or receipts, enter the document number under which the materiel was originally received.
		For other adjustments:
Service address	(30-35)	Activity address of the SCA or ICP.
Originating date	(36-39)	Date the document was assigned.
Year	(36)	Last digit of the year (e.g., 1992 is expressed as "2" and 1993 as "3").
Day	(37-39)	Consecutive day of the year (e.g., the 31st of January is expressed as "031" and the first of February as "032").
Serial number	(40-43)	(1) Numerical serial number of the action within the originating activity (rp 30-35) in serially numbered series(0001 -9999). (2) This series may be blocked as mutually agreed to by the responsible and accountable officers.
Suffix code	44	For reclassification of prior suspended receipts, enter the suffix code under which the materiel was originally received. For other adjustments, enter consecutive alpha codes-"A" through "Z," as necessary, if separate documents are required because quantity exceeds 99,999; or quantity exceeds 9999M (M-modifier thousands) and residual quantities are for ammunition; or different conditions of materiel require adjustment; otherwise, leave blank.
Dual use	45-53	
Multi-use	(45-51)	For intra- and inter-Service/agency use, leave blank.
Fund code	(52-53)	Enter proper code for intra-Service agency use.For inter-service/agency use, leave blank.
Multi-use	(45-50)	For intra- and inter-Service/agency use, leave blank.
Date packed/expiration date indicator code	(51-53)	For subsistence items only: Enter the code which gives the date packed or expiration date from table C-34.1.
Distribution code	54-56	Enter appropriate distribution code if stocks are segregated and maintained by codes shown in the distribution field;otherwise, leave blank.
Project code	57-59	Enter appropriate project code if stocks are segregated and maintained by codes shown in the project field;otherwise, leave blank.
Multi-use	60-62	For inter- and intra-Service/Agency use, leave blank except for subsistence, as shown below.
Date of pack/expiration	(60-62)	For subsistence items only: Enter the date the manufacturer packed the product or the expiration date assigned by the manufacturer. The date will be shown by entering the last numeric digit of the calendar year, an alpha "A" through "L" for the month;with the third position always being a numeric "0"for date packed and a numeric "1" through "4" (represents the week) for the expiration date.
Dual use	63-65	
Error classification code	(63-64)	For DIC D8A and D9A, enter appropriate DOD assigned error classification code from para C-21; otherwise, leave blank.
	(65)	For DIC D8A and D9A, an intra-Service code amplifying the DOD error classification code may be entered by other Services. However, within Army this field will remain blank.
OR		
Multi-use	(63-65)	For inter and intra-Service/Agency use, leave blank except for DIC D8A/D9A.
Multi-use	66	For inter- and intra-Service/Agency use, leave blank.
Routing identifier code (storage activity)	67-69	Enter RIC of the storage activity at which item is stored.
Ownership or purpose code	70	Enter appropriate ownership/ purpose code, if applicable.
Supply condition code	71	Enter supply condition code of inventory balance being affected.
Management code	72	Enter appropriate management code; otherwise leave blank.
Day of year	73-75	Enter ordinal day of the calendar year that the adjustment is processed by the initiating activity.
Multi-use	76-80	For inter- and intra-Service/Agency use, leave blank.

Table E-269
DIC D8E/D9E/DEE/DEF/D8F/D9F, Logistical Reassignment Adjustment

Field legend	Record position	Entry and instructions
Document identifier code	1-3	Proper DIC below. D8E-Logistical transfer increase. D8F-Capitalization increase. D9E-Logistical transfer decrease. D9F-Decapitalization decrease. DEE-Logistical transfer document. DEF-Decapitalization transfer document.
Routing identifier code (To)	4-6	RIC of the gaining ASDA.
Blank	7	Blank.

Table E-269
DIC D8E/D9E/DEE/DEF/D8F/D9F, Logistical Reassignment Adjustment—Continued

Field legend	Record position	Entry and instructions
Stock number	8–22	Stock number of the item being transferred.
Unit of issue	23–24	Unit of issue of the item.
Quantity	25–29	Quantity being transferred; precede any digits with zeros. When reversal or cancellation of the original adjustment transaction is required, enter an "X" punch in rp 25. For ammunition items in FSG 13, quantities exceeding 99,999 will be expressed in thousands by placing an "M" in rp 29. Example: A quantity of 1,950,000 would be expressed as 1950M (1950 in rp 25–28 and an "M" in rp 29). Quantities not evenly divisible by thousands will require two transactions. The first transaction will show the rounded thousands using the "M" modifier and the second transaction will show the residual quantity. Example: For a quantity of 100,001, the first document will show a quantity of 0100M and the second document will show a quantity of 00001.
Document number	(30–43)	For DIC D8E transactions, enter the number from the DIC DEE or DEF transaction.
	30–35	For DIC D9E, D9F, DEE, or DEF transactions: a. Enter activity address of the losing SCA or ICP.
	36–39	b. Enter numerical date of assignment of the serial number.
	40–43	c. Enter consecutive serial number for each different inventory control record balance.
Suffix code	44	For DIC D8E and D8F transactions, enter the code from the DIC DEE or DEF transaction. For DIC D9E, D9F, DEE, or DEF transactions, enter the consecutive code when quantity for inventory control balance exceeds 99,999. Start with the letter "A" in the initial transaction.
Losing ICP or SCA	45–47	RIC of the losing ASDA.
Date packed/expiration date indicator code	48–50	For subsistence items only, enter the code which gives the date packed or expiration date from table C-34. 1; otherwise, leave blank.
Blank	51–53	Leave blank.
Distribution code	54–56	Distribution code if inventory control records are maintained by codes shown in the distribution field; otherwise leave blank.
Project code	57–59	Project code if inventory control records are maintained by codes shown in the project field; otherwise, leave blank.
Blank	60–61	Blank.
Effective date of transfer	62–64	Original numerical day of the calendar year on which the logistical transfer or decapitalization transfer was directed.
Blank	65–66	Blank.
Routing identifier code	67–69	RIC of the storage activity at which the item is stored.
Purpose code	70	Purpose code of the item balance being transferred.
Supply condition code	71	Condition code of the item balance being transferred.
Management code	72	Management code if required; otherwise, leave blank.
Transaction day or unit price	73–80	a. On DIC D8 and D9 transactions, in rp 73–75 enter the numerical day on which the adjustment is processed to the inventory control record. RP 76–80 will be left blank. b. On DIC DE–transactions, in rp 74–80 enter the unit price in effect for valuing the inventory. RP 73 will be left blank. (For transfers within Army, this entire field may be left blank.)

Table E-270
DIC D8S/D9S, Inventory Adjustment Transaction (Single Adjustment—Ownership/Purpose Gain/Loss)(Conventional Ammunition Only)

Field legend	Record position	Entry and instructions
Document identifier code	1-3	DIC D8S or D9S.
Routing identifier code (To)	4-6	RIC of the service or ICP to which the transaction is being sent.
Blank	7	Blank.
National stock number	8-22	NSN of item being adjusted.
Unit of issue	23-24	Unit of issue of item.
Quantity	25-29	Quantity being transferred. Precede any digits with zeros. (1) For ammunition items in FSG 13, quantities exceeding 99,999 will be expressed in thousands by placing an "M" in rp 29. Example: A quantity of 1,950,000 would be expressed as 1950M (1950 in rp 25-28 and an "M" in rp 29). Quantities not evenly divisible by thousands will require two transactions. The first transaction will show the rounded thousands using the "M" modifier and the second transaction will show the residual quantity. Example: For a quantity of 100,001, the first document will show a quantity of 01 OOM and the second document will show a quantity of 00001. (2) When rp 8-11 contains other than FGS 13 and the quantity exceeds 99,999, prepare additional documents bearing the same document number with suffix codes. (3) When reversal or cancellation of the original transaction is required, enter an "X" punch in rp, 25.
Document number	30-43	Document number from DIC A4 ... /DAS transaction.
Suffix code	44	Enter consecutive alpha code "A" through "Z," as necessary, if separate documents are required because quantity exceeds 99,999; or quantity exceeds 9999M (M—modifier thousands) and residual quantities are for ammunition; or different conditions of materiel require adjustment; otherwise, leave blank.
Blank	45-46	Blank.
Project code	57-59	Code from DIC A4 ... /DAS transactions; otherwise, leave blank.
Blank	60-66	Blank.
Routing identifier code	67-69	RIC of the storage activity at which the item is being stored.
Ownership or purpose code	70	Ownership or purpose code from rp 65 and 70 of the DIC DAS transaction.
Supply condition code	71	Condition code of the stock being adjusted.
Management code	72	Management code; otherwise, leave blank.
Process date	73-75	Date that document is prepared.
Blank	76-80	Blank.

Table E-271
DIC DA1/DA2, SMCA Freeze/Unfreeze Action

Field legend	Record position	Entry and instructions
Document identifier code	1-3	DIC DA1 or DA2.
Routing identifier (To)	4-6	The code identifying the activity to which the transaction is being forwarded if applicable.
Blank	7	Leave blank.
National Stock Number	8-22	Applicable NSN/Part Number of the item being frozen/unfrozen.
Unit of issue	23-24	Unit of issue of the item.
Quantity	25-29	Quantity being frozen/unfrozen, preceding significant digits with zeros. (When the quantity exceeds 99,999, express in thousands by placing M in rp 29.)
Document number	30-43	As shown, the controlling document number.
Suffix code	44	Applicable code; otherwise leave blank.
Blank	45-66	Leave blank.

Table E-271
DIC DA1/DA2, SMCA Freeze/Unfreeze Action—Continued

Field legend	Record position	Entry and instructions
Routing identifier code	67-69	RIC of the storage activity where stock is positioned.
Ownership/purpose code	70	Applicable ownership/purpose code.
Supply condition code	71	Supply condition code of the inventory balance being frozen or unfrozen.
Management code	72	Applicable management code; otherwise, leave blank.
Blank	73	Leave blank.
Freeze/unfreeze date	74-78	For DIC DA1, enter date freeze was lifted. For DIZ DA2, enter date freeze was applied.
Decade	(74-75)	Two position decade of the calendar year (e.g., 80 for 1980, 81 for 1981, etc.)
Julian day	(76-78)	Julian day (e.g., 031 for 31 Jan, 032 for 1 Feb, etc.).
Blank	79-80	Leave blank.

Notes: When reversal or cancellation of the original transaction is required, enter an 11-zone punch in rp 25.

Table E-272
DIC DAC/DAD, Inventory Adjustment—Dual (Condition/Purpose Transfer)

Field legend	Record pos.	Entry and instructions
Document identifier code	1-3	Enter appropriate DIC DAC for condition transfer or DAD for purpose transfer, as appropriate.
Routing identifier code (To)	4-6	Enter RIC of the ICP/SCA to which this transaction is being forwarded.
Blank	7	Leave blank.
Stock or part number	8-22	Enter stock or part number of item being adjusted.
Unit of issue	23-24	Enter unit of issue of the item.
Quantity	25-29	Enter quantity being adjusted, preceding significant digits with zeros. (1) For ammunition items in FSG 13, quantities exceeding 99,999 will be expressed in thousands by placing an "M" in rp, 29. Example: A quantity of 1,950,000 would be expressed as 1950M (1950 in rp 25-28 and an "M" in rp 29). Quantities not evenly divisible by thousands will require two transactions. The first transaction will show the rounded thousands using the "M" modifier and the second transaction will show the residual quantity. Example: For a quantity of 100,001, the first document will show a quantity of 0100M and the second document will show a quantity of 00001. (2) When rp 8-11 contains other than FSG 13 and the quantity exceeds 99,999, prepare additional documents bearing the same document number with suffix codes. (3) When reversal or cancellation of the original receipt transaction is required, enter an 11-zone entry in rp 25.
Document number	30-43	For reclassification of previously suspended receipts, enter document number under which the materiel was originally received. For other adjustments, enter appropriate document number.
Suffix code	44	For reclassification of previously suspended receipts, enter suffix code under which the materiel was originally received. For other adjustments, enter consecutive alpha codes "A" through "Z," as necessary, if separate documents are required because quantity exceeds 99,999; or quantity exceeds 9999M (M-modifier thousands) and residual quantities are for ammunition; or different conditions of materiel require adjustment; otherwise, leave blank.
Multi-use	45-50	For inter- and intra-Service/Agency use, leave blank.
Blank	51	Leave blank.

Table E-272
DIC DAC/DAD, Inventory Adjustment—Dual (Condition/Purpose Transfer)—Continued

Field legend	Record pos.	Entry and instructions
Fund code	52-53	Enter appropriate code for intra-Service/Agency use. For inter-Service/Agency use, leave blank.
Distribution code	54-56	Enter appropriate distribution code if stocks are segregated and maintained by codes shown in the distribution field; otherwise, leave blank.
Project code	57-59	Enter appropriate project code if stocks are segregated and maintained by codes shown in the project field; otherwise, leave blank.
Dual use	60-62	Leave blank. For subsistence items only. Enter the code which gives the date packed or expiration date from table C-34.1.
Multi-use	(60-62)	
Date packed/expiration date indicator code	(60-62)	
	(63-64)	Leave blank.
Ownership or purpose code (To)	65	Enter the "TO" ownership or purpose code, if applicable. Otherwise, leave blank.
Supply condition code (To)	66	Enter the "TO" supply condition code, if applicable. Otherwise, leave blank.
Routing identifier code (storage activity)	67-69	Enter RIC of the storage activity at which the item is stored.
Ownership or purpose code (From)	70	Enter the "FROM" ownership or purpose code, if applicable. Otherwise, leave blank.
Supply condition code (From)	71	Enter the "FROM" supply condition code, if applicable. Otherwise, leave blank.
Management code	72	Enter appropriate management code; otherwise, leave blank.
Day of Year	73-75	Enter ordinal day of the calendar year that the adjustment is processed by the initiating activity.
Multi-use	76-80	For inter- and intra-Service/Agency use, leave blank.

Table E-273
DIC DAS, Inventory Adjustment Transaction (Dual Adjustment—Ownership/Purpose Gain/Loss) (Conventional Ammunition Only)

Field legend	Record position	Entry and instructions
Document identifier code	1-3	DIC DAS.
Routing identifier code (To)	4-6	RIC of the storage activity to which the transaction is being sent. For reversals, enter constant B14.
Blank	7	Blank.
National stock number	8-22	NSN of item being adjusted.
Unit of issue	23-24	Unit of issue of the item.
Quantity	25-29	Quantity being adjusted. Precede any digits with zeros. (1) For ammunition items in FSG 13, quantities exceeding 99,999 will be expressed in thousands by placing an "M" in rp 29. Example: A quantity of 1,950,000 would be expressed as 1950M (1950 in rp 25-28 and an "M" in rp 29). Quantities not evenly divisible by thousands will require two transactions. The first transaction will show the rounded thousands using the "M" modifier and the second transaction will show the residual quantity. Example: For a quantity of 100,001, the first document will show a quantity of 0100M and the second document will show a quantity of 00001. (2) When rp 8-11 contains other than FSG 13 and the quantity exceeds 99,999, prepare additional documents bearing the same document number with suffix codes. (3) When reversal or cancellation of the original transaction is required, enter an "X" punch in rp 25.
Document number	30-43	Document number under which the material originally was requested, (i.e., DIC A4 referral document number).

Table E-273

DIC DAS, Inventory Adjustment Transaction(Dual Adjustment–Ownership/Purpose Gain/Loss) (Conventional Ammunition Only)—Continued

Field legend	Record position	Entry and instructions
Suffix	44	Enter consecutive alpha code "A"through "Z," as necessary, if separate documents are required because quantity exceeds 99,999; or quantity exceeds 9999M(M–modifier thousands) and residual quantities are for ammunition; or different conditions of materiel require adjustment. Otherwise, leave blank.
Issuing ICP (RIC From)	45–47	Single manager RIC.
Multi use	48–56	Blank.
Project code	57–59	Same as DIC A4 referral.
Multi–use	60–64	Blank.
Ownership or purpose code	65	Ownership or purpose code "To".
Supply condition code	66	Condition code, must be equal to code in rp 71.
Routing identifier code	67–69	Single manager RIC (on reversals, the RIC of the storage activity processing the transaction).
Ownership or purpose code	70	Ownership or purpose code "From".
Supply condition code	71	Condition code, must be equal to code in rp 66.
Management code	72	ICP leave blank. For reversals, storage activity will enter "B", "6", or "7".
Process date	73–75	Numerical date on which the document was prepared.For reversals, enter date document was prepared.
Blank	76–80	Blank.

Table E-274

DIC DB_/DC_, Financial Adjustment Transaction

Field legend	Record position	Entry and instructions
Document identifier code	1–3	Proper DIC as follows: DBA–Purchase variance gain. DBB–Accounting error gain. DBC–Assembly or disassembly gain. DBD–Standard price gain. DBE–Repair expense gain. DBF–Materiel returns price difference gain. DBZ–Other financial gains. DCA–Purchase variance loss. DCB–Accounting error loss. DCC–Assembly or disassembly loss. DCD–Standard price loss. DCE–Repair expense loss. DCG–Price reduction on sales loss. DCZ–Other financial losses.
Routing identifier code (To)	4–6	RIC of the ICP to which the transaction is being sent.
Blank	7	Blank.
Federal supply group	8–9	Federal supply group that applies to the adjustment.
Federal supply class	10–11	Last two digits of the FSC that applies to the adjustment, or leave blank.
Blank	12–29	Blank. When reversal or cancellation of the original financial adjustment transaction is required, enter an "X" punch in rp 25.
Document number	30–43	Number assigned by initiator of the transaction, or enter number from the source document.
Suffix code	44	Code assigned by initiator of the transaction, or enter the code from the source document.
Blank	45–47	Blank.
Multiuse	48–50	Reserved for DA assignment.
Signal code	51	Signal code from source document or leave blank.
Fund code	52–53	Fund code from source document or leave blank.
Distribution code	54–56	Distribution code, if applicable; otherwise, leave blank.
Blank	60–61	Blank.
Day	62–64	Numerical day on which the transaction is processed.
Blank	65–66	Blank.
Routing identifier code(From)	67–69	RIC of the activity from which the transaction is being sent.
Ownership or purpose code	70	Ownership or purpose code, if applicable; otherwise, leave blank.
Condition code	71	Condition code, if applicable; otherwise, leave blank.
Management code	72	Management code, if applicable; otherwise, leave blank.

Table E-274
DIC DB_/DC_, Financial Adjustment Transaction—Continued

Field legend	Record position	Entry and instructions
Extended amount	73-80	Extended amount (dollars and cents) for the transaction being processed.

Table E-275
DIC DD_, Due-In—Procurement Instrument Source

Field legend	Record Position	Entry and instructions
Document identifier code	1-3	Enter appropriate DIC from the DD series (third digit codes in this series correspond to the third digit codes provided in the D4 series). DDM DDV DDS DDX DDU DDZ
Routing identifier code (To)	4-6	Enter RIC of the ICP/SCA to which this transaction is being forwarded.
Blank	7	Leave blank.
Stock or part number	8-22	Enter stock or part number of item due-in.
Unit of issue	23-24	Enter unit of issue of the item.
Quantity (due-in)	25-29	Enter quantity due-in, preceding significant digits with zeros. (1) For ammunition items in FSG 13, quantities exceeding 99,999 will be expressed in thousands by placing an "M" in rp 29. Example. A quantity of 1,950,000 would be expressed as 1950M(1950 in rp 25-28 and an "M" in rp, 29). Quantities not evenly divisible by thousands will require two transactions. The first transaction will show the rounded thousands using the "M" modifier and the second transaction will show the residual quantity. Example. For a quantity of 100,001, the first document will show a quantity of 0100M and the second document will show a quantity of 00001. (2) When rp 8-11 contains other than FSG 13 and the quantity exceeds 99,999, prepare additional documents bearing same document number with suffix codes. (3) When reversal or cancellation of the original receipt transaction is required, enter an 11 -zone entry in rp 15.
Procurement instrument identification number or due-in document number	30-43	
	(30-42)	<i>For procurement source:</i> Enter (or perpetuate) procurement instrument identification number.
	(43) OR	Leave blank.
	(30-43)	<i>For document number</i> (intra-Army use only): Enter (or perpetuate) due-in document number.
Suffix	44	Codes A-Z will be used when two or more documents are needed to report a quantity. Enter consecutive alpha codes "A" through "Z," as necessary, if separate documents are required because quantity exceeds 99,999; or quantity exceeds 9999M (M—modifier thousands) and residual quantities are for ammunition; or different conditions of materiel are due in. Otherwise, leave blank.
Item number	45-50	Enter the contract or exhibit line item number or subline item number as indicated below, H applicable; otherwise, leave blank.
Contract or exhibit line item number	(45-48)	<i>Contract line item number:</i> Enter the CLIN, preceding significant digits with zeros. <i>Exhibit line item number:</i> Enter the alphabetic exhibit identifier in rp 45. Enter the exhibit line item number in rp 46 through 48, preceding significant digits with zeros.
Contract or exhibit subline item number	(49-50)	Enter the contract or exhibit subline item number, if applicable, preceding significant digits with zeros. Otherwise, zero fill.
Routing identifier code (losing)	51-53	Enter RIC of the ICP sending this transaction for logistics reassignment due-in; otherwise leave blank.
Distribution code	54-56	Enter distribution code; otherwise, leave blank.
Project code	57-59	Enter project code; otherwise, leave blank.
Unit Price	60-66	Enter unit price if prescribed by Service/Agency managing the item; otherwise, leave blank.
Routing identifier code (storage activity)	67-69	Enter RIC of the storage activity to which the item is due-in.
Ownership or purpose code	70	Enter ownership or purpose code to which the item is due in.

Table E-275
DIC DD__, Due-In—Procurement Instrument Source—Continued

Field legend	Record Position	Entry and instructions
Multi-use	71-72	For inter-Service/Agency use, leave blank. <i>For intra-Army use:</i>
	(71)	Enter supply condition code of the materiel due in.
	(72)	Enter proper management code or leave blank.
Date indicator	73-75	Enter last digit of calendar year and two-digit month signifying estimated delivery date (e.g., "607" is 1986, of July).
Multi-use	76	For inter- and intra-Service/Agency use, leave blank.
Call or order serial number	77-80	Enter applicable call or order serial number, otherwise, leave blank.

Table E-276
DIC DF__, Due-In—Other Than Procurement Instrument Source

Field legend	Record Position	Entry and instructions
Document identifier code	1-3	Enter appropriate DIC from the DF series (third digit codes in this series correspond to the third digit codes provided in the D6 series). DFA DFE DFK DFQ DFV DFB DFG DFL DFR DFX DFC DFH DFM DFT DFZ DFD DFJ DFN DFU
Routing identifier code (To)	4-6	Enter RIC of the ICP/SCA to which this transaction is being forwarded. For DICs DFT, DFU, and DFV, enter the RIC of the supplying agency.
Blank	7	Leave blank.
Stock or part number	8-22	Enter stock or part number of item due-in.
Unit of issue	23-24	Enter the unit of issue of item.
Quantity	25-29	Enter quantity due-in, preceding significant digits with zeros. (1) For ammunition items in FSG 13, quantities exceeding 99,999 will be expressed in thousands by placing an "M" in rp 29. <i>Example:</i> A quantity of 1,950,000 would be expressed as 1950M (1950 in rp 25-28 and an "M" in rp 29). Quantities not evenly divisible by thousands will require two transactions. The first transaction will show the rounded thousands using the "M" modifier and the second transaction will show the residual quantity. <i>Example:</i> For a quantity of 100,001, the first document will show a quantity of 0100M and the second document will show a quantity of 00001. (2) When rp 8-11 contains other than FSG 13 and the quantity exceeds 99,999, prepare additional documents bearing the same document number with suffix codes. (3) When reversal or cancellation of the original transaction is required, enter an 11-zone entry in rp 25.
Document number	30-43	Enter controlling document number.
Suffix code	44	Enter consecutive alpha codes "A" through "Z," as necessary, if separate documents are required because the quantity exceeds 99,999; or quantity exceeds 9999M (M-modifier thousands) and residual quantities are for ammunition; or different conditions of materiel are received. Otherwise, leave blank.
Supplementary address	45-50	Enter supplementary address; otherwise, leave blank.
Signal code	51	Enter signal code; otherwise, leave blank.
Fund code	52-53	Enter fund code; otherwise, leave blank.
Distribution code	54-56	Enter distribution code; otherwise, leave blank.
Project code	57-59	Enter project code; otherwise, leave blank.
Multi-use	60-66	For inter-Service/Agency use, leave blank. <i>For intra-Army use:</i>
	(60-61)	Enter priority designator or leave blank.
	(62-64)	Enter RDD or RDP or leave blank.
	(65-66)	Enter return advice code if required; otherwise leave blank.
Routing identifier code (storage activity)	67-69	Enter RIC of the storage activity to which item is due-in.
Ownership or purpose code	70	Enter ownership or purpose code to which the item is due in.
Supply condition code	71	Enter condition code of item due-in.
Management code	72	Enter appropriate management code; otherwise, leave blank.
Date indicator	73-75	Enter last digit of calendar year and two-digit month signifying estimated delivery date (e.g., "607" is 1986, month of July).
Routing identifier code (losing)	76-78	Enter RIC of the ICP transmitting this transaction for logistics reassignment due-in; otherwise, leave blank.
Blank	79-80	Leave blank.

Table E-277
DIC DJA, Physical Inventory Request

Field Legend	Record position	Entry and instructions
Document identifier code	1-3	DIC DJA.
Routing identifier code	4-6	RIC of the activity to which this request is being sent (DOD 4000.25-1-S1, MILSTRIP Suppl. 1).
Type of physical inventory/transaction history code	7	Type of physical inventory/transaction history code(para C-45).
National stock number	8-22	Stock number of the item to be counted.
Unit of issue	23-24	Unit of issue of the item to be counted.
Blank	25-34	Leave blank.
Physical inventory infloat control date.	35-38	Enter the numerical date established for initiating controls on all in process transactions and materiel's which could affect the outcome of the inventory. This date must precede the physical inventory cutoff date entered in columns 61-64 by at least 5 days.
Blank	39-43	Leave blank.
Multi-Use	44-46	For inter-Service/agency use, when agreed to by the components involved, enter the lot/segment number for controlling the inventory; otherwise, leave blank. For intra-Army use, enter the lot number when DIC DJA was the result of a failure to receive DIC DZH documents.
Blank	47-53	Leave blank.
Distribution code	54-56	Enter the appropriate MILSTRIP distribution code if stocks are segregated and maintained by codes shown in the distribution field; otherwise, leave blank.
Project code	57-59	Enter the proper MILSTRIP project code R stocks are segregated and maintained by codes shown in the project field; otherwise, leave blank.
Blank	60	Leave blank.
Physical inventory cutoff date	61-64	Enter the date the accountable/custodial record balances are set aside.
Multi-use	65-66	For intra-Army use, enter the priority designator when transmitted to a AMC depot; otherwise, leave blank. For inter-Service/agency, use, leave blank.
RIC (FROM)	67-69	Enter the RIC identifying the activity from which the transaction is being forwarded.
Ownership/purpose code	70	Enter the ownership/purpose code applicable to the segregated lot/segment for which an inventory count is being requested if stocks are segregated; otherwise, leave blank.
Supply condition code	71	Enter the applicable supply condition code of the item to be counted when Type of Physical Inventory/Transaction History Code D or F is entered in rp 7; otherwise, leave blank.
Management code	72	Enter the appropriate management code; otherwise, leave blank.
Blank	73-75	Leave blank.
Dual-use	76-80	
Multi-use	(76-80)	Leave blank.
Date of pack/expiration	(76-78)	<i>For subsistence items only:</i> Enter the date the manufacturer packed the product or the expiration date assigned by the manufacturer. The date will be shown by entering the last numeric digit of the calendar year; an alpha A thru L for the month; with the third position always being a numeric 0 for date packed and a numeric 1 through 4 (represents the week) for the <i>expiration date</i> .
Subsistence type of pack code	(79)	<i>For subsistence items only:</i> Enter the proper subsistence type of pack code (see para C-42).
Blank	(80)	For subsistence items only: Leave blank.

Table E-278
DIC DJB, Physical Inventory Notification

Field Legend	Record position	Entry and instructions
Document identifier code	1-3	DIC DJB.
Routing identifier code (To)	4-6	Enter the RIC of the inventory manager to which the notification is being forwarded.
Type of physical inventory/transaction history code.	7	Enter the proper type of physical inventory/transaction history code for the requested inventory.
National stock number (NSN)	8-22	Enter the NSN of the item to be counted.
Unit of issue (U/I)	23-24	Enter the U/I of the item to be counted.
Blank	25-34	Leave blank.

Table E-278
DIC DJB, Physical Inventory Notification—Continued

Field Legend	Record position	Entry and instructions
Physical inventory infloat control date.	35-38	Enter the numerical date established for initiating controls on all in-process transactions and materiel's which could affect the outcome of the inventory. This date must precede the physical inventory cutoff date entered in columns 61-64 by at least 5 days.
Blank	39-43	Leave blank.
Multi-use	44-46	For inter-Service/Agency use, when agreed to by the components involved, enter the lot/segment number (from the original DJA) for controlling the inventory; otherwise, leave blank. For intra-Army use, perpetuate the lot/ segment number from the original DJA; otherwise, leave blank.
Blank	47-53	Leave blank.
Distribution code	54-56	Enter the proper MILSTRIP distribution code if stocks are segregated and maintained by codes shown in the distribution field; otherwise, leave blank.
Project code	57-59	Enter proper MILSTRIP project code if stocks are segregated and maintained by codes shown in the project field; otherwise, leave blank.
Blank	60	Leave blank.
Physical inventory cutoff date	61-64	Enter the date the accountable/custodial record balances are set aside.
Multi-use	65-66	For intra-Army use, perpetuate the priority designator from the original DJA; otherwise, leave blank. For inter-Service/agency use, leave blank.
RIC (From)	67-69	Enter the RIC of the storage activity from which the transaction is being forwarded.
Ownership/purpose code	70	Enter the ownership/purpose code applicable to the segregated lot for which an inventory count was requested if stocks are segregated; otherwise, leave blank.
Supply condition code	71	Enter the proper supply condition code of the item to be counted; leave blank when used with Type of Physical Inventory/ Transaction History Code C.
Management code	72	Enter management code; otherwise, leave blank.
Blank	73-75	Leave blank.
Dual-use	76-80	
Multi-use	(76-80)	Leave blank.
Date of pack/expiration	(76-78)	<i>For subsistence items only:</i> Enter the date the manufacturer packed the product or the expiration date assigned by the manufacturer. The date will be shown by entering the last numeric digit of the calendar year; an alpha A thru L for the month; with the third position always being a numeric 0 for date packed and a numeric 1 through 4 (represents the week) for the <i>expiration date</i> .
Subsistence type of pack code	(79)	<i>For subsistence items only:</i> Enter the proper type of pack code (see para C-42).
Blank	(80)	<i>For subsistence items only:</i> leave blank.

Table E-279
DIC DKA, Physical Inventory Count

Field Legend	Record position	Entry and instructions
Document identifier code	1-3	DIC DKA.
Routing identifier code (RIC) (TO)	4-6	Enter the code identifying the activity to which the transaction is being forwarded.
Type of physical inventory/transaction history code.	7	Enter (or perpetuate) the type of physical inventory/transaction history code.
National stock number (NSN)	8-22	Enter NSN of item counted/reconciled or of item for which the custodial record balance was requested.
Unit of issue	23-24	Enter the unit of issue of item counted/reconciled, or of item for which the custodial record balance was requested.
Quantity	25-34	For type of physical inventory/transaction history codes A, B, C, E, and F, enter the quantity counted or on-hand balance verified by count, preceding significant digits with zeros; for codes Y and Z enter the custodial record balance. Zero fill if total count/ balance is zero.
Count/record date	35-38	Enter the numerical date on which the item is counted or on which the custodial record balance is taken.
Multi-use	39	For inter-Army use, enter the stockage item code assigned by the storage activity. For inter-Service/agency use, leave blank.
Shelf life code	40	Enter applicable shelf life code; ¹ otherwise, leave blank.

Table E-279
DIC DKA, Physical Inventory Count—Continued

Field Legend	Record position	Entry and instructions
Physical security/ pilferage code	41	Enter applicable physical security/pilferage code; ¹ otherwise, leave blank.
Manager/owner identifier	42	Enter code 1 if activity in rp 4-6 is the integrated materiel manager and code 2 if the activity is an owner but not the integrated materiel manager; ¹ otherwise, leave blank.
Inventory category code	43	Enter applicable inventory category code; ¹ otherwise, leave blank.
Multi-Use	44-46	Enter the lot/segment number for controlling the inventory; ¹ otherwise, leave blank.
Count transaction control number	47-53	Enter the serial number assigned to each transaction. Leave blank for type of physical inventory/transaction history code Y or Z.
Distribution code	54-56	Enter appropriate MILSTRIP distribution code if stocks are segregated and maintained by codes shown in the distribution field; otherwise, leave blank.
Project code	57-59	Enter appropriate MILSTRIP project code if stocks are segregated and maintained by codes shown in the project field; otherwise, leave blank.
Count number	60	Enter numeric digit to indicate the number of counts taken; enter zero for type of physical inventory/transaction history code Y or Z.
Physical inventory cutoff date	61-64	Enter (or perpetuate) the date the accountable/custodial record balances are set aside; leave blank for type of physical inventory/transaction history code Y or Z.
Blank	65-66	Leave blank.
RIC (FROM)	67-69	Enter the RIC identifying the storage activity from which the transaction is being forwarded.
Ownership/purpose code	70	Enter (or perpetuate) ownership/purpose code if stocks are segregated; otherwise, leave blank. (Assets in the custody of the single manager for conventional ammunition are riot segregated by owner however, count transactions will contain ownership code.)
Supply condition code	71	Enter (or perpetuate) supply condition code of the item counted/reconciled or for which custodial balance was requested. Leave blank in reply to a physical inventory or custodial balance request when the total count/balance for the NSN was zero.
Management code	72	When entry of management code M or Z is not required, enter management code N when the quantity in columns 25-34 reflects a balance from a non-commingled storage location and management code Y when the quantity reflects balance from a commingled storage location.
Dual Use	73-75	Leave blank.
Multi-use	(73-75)	
Error classification code	(73-74)	
	(75)	Enter proper DOD assigned error classification code from paragraph C-21; otherwise, leave blank.
		An intra-Service assigned code amplifying the DOD error classification code may be entered by other Services. However, within Army this field will remain blank.
Dual use	76-79	For intra-Army use enter in rp 76-78 the number of infloat documents (DIC DZK) for the condition code and leave rp 79 blank. For inter-Service/agency use, leave blank.
Multi-use	(76-79)	
OR		
Date packed/expiration date indicator code	(76-78)	For subsistence items only. Enter the code which gives the date packed or expiration date from table C-34. 1.
Subsistence type of pack	(79)	For subsistence items only. Enter the subsistence type of pack code from table C-66; otherwise leave blank.
Multi-use	80	Leave blank.

Notes:

¹ May be used intraservice/agency, or interservice/agency when agreed by the components involved.

Table E-280
DIC DLA, Logistical Transfer/Decapitalization Follow-up

Field legend	Record position	Entry and instructions
Document identifier code	1-3	DIC DLA.
Routing identifier code (To)	4-6	RIC of the LIM to which the transaction is being sent.
Blank	7	Leave blank.
Stock number	8-22	Stock number of transferred item for which asset data are being requested.
Unit of issue	23-24	Unit of issue of the item.
Blank	25-29	Leave blank.
Document number	30-43	Codes as follows:
	(30-35)	a. Activity address code of the GIM preparing the document.
	(36-39)	b. Numerical date of assignment of serial number.
	(40-43)	c. Serial number assigned for control purposes.
Blank	44-61	Leave blank.
Day	62-64	Original numerical effective day on which the logistic transfer or decapitalization was effective.
Blank	65-66	Leave blank.
Routing identifier code (From)	67-69	RIC of the GIM preparing the document.
Blank	70-80	Leave blank.

Table E-281
DIC DLB, Reply to Logistical Transfer/Decapitalization Follow-up

Field legend	Record position	Entry and instructions
Document identifier code	1-3	DIC DLB.
Routing identifier code (To)	4-6	RIC of the GIM to which the transaction is being sent.
Blank	7	Leave blank.
Stock number	8-22	Stock number from original follow-up document.
Unit of issue	23-24	Unit of issue of the item.
Blank	25-29	Leave blank.
Document number	30-43	Document number of the follow-up document.
Blank	44-64	Leave blank.
Asset transfer status code	65-66	Proper code, (para C-1 5e).
Routing identifier code (From)	67-69	RIC of the LIM preparing the response.
Blank	70-80	Leave blank.

Table E-282
DIC DLC, Logistics Reassignment Delinquent Due-in Follow-up

Field Legend	Record position	Entry and instructions
Document identifier code	1-3	Enter DLC.
Routing identifier code (to)	4-6	Enter RIC identifying the losing item manager (LIM) to which the transaction is being forwarded.
Second follow-up indicator	7	Enter 2 if second follow-up; otherwise, leave blank.
NSN	8-22	Enter NSN of the item.
Unit of issue	23-24	Enter unit of issue of the item.
Quantity due in	25-29	Enter open quantity due in preceding significant digits with zeros.
Various fields	30-50	Perpetuate from DDX or DFX memorandum due in.
Call/order serial number	51-54	Enter call/order serial number, if applicable; otherwise, leave blank.
Quantity received	55-59	Enter D4X or D6X memorandum receipt quantity reported to the gaining item manager (GIM). Zero fill if none received. Leave blank if data not available.
Blank	60-66	Leave blank.
Routing identifier code (storage activity)	67-69	Enter RIC identifying the storage activity to which the item is due in.
Blank	70	Leave blank.
Supply condition code	71	Enter condition of the item due in.
Due-in date	72-76	Enter EDD of delinquent due in as follows (If not available, leave blank.):
Year	(72-73)	Enter last two digits of the calendar year.
Day	(74-76)	Enter numerical day of the year (i.e., 31st of January is expressed as 031, 1st of February as 032, etc.)
Routing identifier code (from)	77-79	Enter the RIC identifying the gaining item manager (GIM) preparing the transaction.

Table E-282
DIC DLC, Logistics Reassignment Delinquent Due-in Follow-up—Continued

Field Legend	Record position	Entry and instructions
Blank	80	Leave blank.

Table E-283
DIC DLD, Logistics Reassignment Delinquent Due-In Response

Field Legend	Record position	Entry and instructions
Document identifier code	1-3	Enter DLD.
Routing identifier code (to)	4-6	Enter RIC identifying the gaining item manager (GIM) to which the transaction is being forwarded.
Blank	7	Leave blank.
NSN	8-22	Enter NSN of the item.
Unit of issue	23-24	Enter unit of issue of the item.
Quantity due in	25-29	Enter open quantity due in preceding significant digits with zeros.
Various fields	30-50	In reply to follow-up, perpetuate from DLC transaction. When providing revised due-in EDDs as they occur, perpetuate data provided in DDX or DFX memorandum due in.
Call/order serial number	51-54	Enter call/order serial number, if applicable; otherwise, leave blank.
Quantity received	55-59	Enter D4__ or D6__ quantity received. Zero fill if none received. Leave blank if data not available.
Blank	60-64	Leave blank.
Asset transfer status code	65-66	Enter appropriate code from section 7, table C-31.
Routing identifier code (storage activity)	67-69	Enter RIC identifying the storage activity to which the item is due in.
Blank	70	Leave blank.
Supply condition code	71	Enter condition code of the item due in.
Due-in date	72-76	Enter revised EDD for asset transfer status code AF as follows; otherwise, leave blank.
Year	(72-73)	Enter last two digits of the calendar year.
Day	(74-76)	Enter numerical day of the year (i.e., 31st of January is expressed as 031, 1st of February as 032, etc.)
Routing identifier code (from)	77-79	Enter the RIC identifying the losing item manager (LIM) preparing the transaction.
Blank	80	Leave blank.

Table E-284
DIC DLE, Logistics Reassignment Due-In Reconciliation Request

Field Legend	Record position	Entry and instructions
Document identifier code	1-3	Enter DLE.
Routing identifier code (to)	4-6	Enter RIC identifying the losing item manager (LIM) to which the transaction is being forwarded.
Blank	7	Leave blank.
NSN	8-22	Enter NSN of the item.
Unit of issue	23-24	Enter unit of issue of the item.
Quantity due in	25-29	Enter open quantity due in preceding significant digits with zeros.
Various fields	30-50	Perpetuate from the DDX or DFX memorandum due in.
Call/order serial number	51-54	Enter call/order serial number, if applicable; otherwise, leave blank.
Quantity received	55-59	Enter D4X or D6X memorandum receipt quantity reported to the gaining item manager (GIM). Zero fill if none received. Leave blank if data not available.
Blank	60-66	Leave blank.
Routing identifier code (storage activity)	67-69	Enter RIC identifying the storage activity to which the item is due in.
Blank	70	Leave blank.
Supply condition code	71	Enter condition code of the item due in.
Due-in date	72-76	Enter EDD of delinquent due in as follows (if not available, leave blank.):
Year	(72-73)	Enter last two digits of the calendar year.
Day	(74-76)	Enter numerical day of the year (i.e., 31st of January is expressed as 031, 1st of February is 032, etc.).

Table E-284
DIC DLE, Logistics Reassignment Due-In Reconciliation Request—Continued

Field Legend	Record position	Entry and instructions
Routing identifier code (from)	77-79	Enter the RIC identifying the gaining item manager(GIM) preparing the transaction.
Blank	80	Leave blank.

Table E-285
DIC DLF, Logistics Reassignment Due-in Reconciliation Response

Field legend	Record position	Entry and instructions
Document identifier code	1-3	Enter DLF.
Routing identifier code (to)	4-6	Enter RIC identifying the gaining item manager (GIM)to which the transaction is being forwarded.
Blank	7	Leave blank.
NSN	8-22	Enter NSN of the item.
Unit of issue	23-24	Enter unit of issue of the item.
Quantity due in	25-29	Enter open quantity due in preceding significant digits with zeros.
Various fields	30-50	Perpetuate from the DLE request. If no request received, perpetuate from DD__ or DF__ due-in record.
Call/order serial number	51-54	Enter call/order serial number, if applicable;otherwise, leave blank.
Quantity received	55-59	Enter D4__or D6__quantity received. Zero fill if none received. Leave blank if data not available.
Blank	60-64	Leave blank.
Asset transfer status code	65-66	Enter appropriate code from section 7, table C-3 1.
Routing identifier code (storage activity)	67-69	Enter RIC identifying the storage activity to which the item is due in.
Blank	70	Leave blank.
Supply condition code	71	Enter condition code of the item due in.
Due-in date	72-76	Enter EDD of delinquent due in as follows (If not available, leave blank.):
Year	(72-73)	Enter last two digits of the calendar year.
Day	(74-76)	Enter numerical day of the year (i.e., 31st of January is expressed as 031, 1st of February is 032, etc.).
Routing identifier code (from)	77-79	Enter RIC identifying the losing item manager (LIM)preparing the transaction.
Blank	80	Leave blank.

Table E-285-1
DIC DLS, Logistics Reassignment General Management Data

Field legend	Record position	Entry and instructions
Document identifier code	1-3	Enter DIC DLS.
Routing identifier (To)	4-6	Enter RIC identifying the GIM to which the transaction is being forwarded.
Review period indicator	7	Enter review period indicator 1 or 2 (see table C-61.1).
NSN	8-20	Enter NSN of item being transferred.
Blank	21-23	Leave blank.
Routing identifier (From)	24-26	Enter RIC identifying the LIM preparing the transaction.
Date (Extracted)	27-31	Enter date the data was extracted from files (Enter two-digit year in rp 27-28 and three-digit ordinal day in rp 29-31.)
Unit cube	32-38	Enter the actual maximum cube of unit pack in feet(rounded to three decimals); otherwise, leave blank.
Unit weight	39-43	Enter maximum gross weight of unit pack in pounds(rounded to two decimals); otherwise, leave blank.
Date (last buy)	44-48	Enter date of last purchase request initiation (enter two-digit year in rp 44-45 and three-digit ordinal day in rp 46-48); otherwise, leave blank.
Date (last demand)	49-53	Enter date last demand was recorded (enter two-digit year in rp 49-50 and three-digit ordinal day in rp 51-53; otherwise, leave blank.
Production lead-time (days)	54-56	Enter number of production lead-time days; otherwise, leave blank.
Essentiality	57	Enter essentiality code; otherwise, leave blank.
Blank	58	Leave blank.

Table E-285-1
DIC DLS, Logistics Reassignment General Management Data—Continued

Field legend	Record position	Entry and instructions
Requirement contract indicator	59	Enter Y (yes) if a current term/requirement type contract is available for placement of purchase orders for stock replenishment and/or direct delivery to requisitioners; otherwise, leave blank.
Date (Contract end)	60-64	Enter date current contract will end (enter two-digit year in rp 60-61 and three digit ordinal day in rp 62-64; otherwise, leave blank.
Contract extension options	65	Enter 0 if contract cannot be extended beyond current end date. Enter 1, 2, 3, etc. for each year, if contract contains optional contract extension clauses; otherwise, leave blank.
Quantity (total on-hand/due-in wholesale assets)	66-75	Enter the sum of the on-hand and due-in wholesale assets for this NSN as reflected in the sum of record 1, record positions 32-41, of DIC DLU and DLV respectively.
Blank	76-80	Leave blank.

Table E-285-2
DIC DLT, Logistics Reassignment Backorder and Demand Data, Record 1

Field legend	Record position	Entry and instructions
Document identifier	1-3	Enter DIC DLT.
Routing identifier (To)	4-6	Enter RIC identifying the GIM to which the transaction is being forwarded.
Review period indicator	7	Enter review period indicator 1 or 2. See Table C-61.1.
NSN	8-20	Enter NSN of item being transferred.
Package sequence number	21-23	To sequence the records, enter A01 if more than one record is required for this DIC and NSN. Enter Z01 if only one record is required.
Routing identifier (From)	24-26	Enter RIC identifying the LIM preparing the transaction.
Date (Extracted)	27-31	Enter the date that data was extracted from files.(Enter two-digit year in rp 27-28 and three-digit ordinal day in rp 29-31.)
Quantity (OWRMRP)	32-40	Enter OWRMRP quantity; otherwise, leave blank.
Quantity (Backorder)	41-49	Enter sum of quantities on backorder (excludes direct vendor deliveries); otherwise, leave blank.
Count (Number of backorder lines)	50-54	Enter number of requisitions on backorder (excludes direct vendor deliveries); otherwise, leave blank.
Quantity (Total demand)	55-63	Enter sum of recurring and nonrecurring demand quantities (previous 4 quarters); otherwise, leave blank.
Total demand frequency count	64-72	Enter total frequency of recurring and nonrecurring demands (previous 4 quarters); otherwise, leave blank.
Quantity (Reorder point level)	73-80	Enter the computed reorder point quantity; otherwise, leave blank.

Table E-285-3
DIC DLT, Logistics Reassignment Backorder and Demand Data, Record 2

Field legend	Record position	Entry and instructions
Document identifier	1-3	Enter DIC DLT.
Routing identifier (To)	4-6	Enter RIC identifying the GIM to which the transaction is being forwarded.
Blank	7	Leave blank.
NSN	8-20	Enter NSN of item being transferred.
Package sequence number	21-23	Enter A02 on this record and increment by one (i.e., A03, A04, etc.) for each additional record. On the last record, enter Z and the proper two position sequence number. If only this record is required, enter Z02.
Quantity (1st quarter recurring demand)	24-32	Enter total recurring demand quantity; otherwise, leave blank.
1st Quarter recurring demand count	33-37	Enter total recurring demand frequency; otherwise, leave blank.
Quantity (1st quarter nonrecurring demand)	38-46	Enter total nonrecurring demand quantity; otherwise, leave blank.
1st Quarter nonrecurring demand count	47-51	Enter total nonrecurring demand frequency; otherwise, leave blank.
Blank	52	Leave blank.
Quantity (2nd quarter recurring demand)	53-61	Enter total recurring demand quantity; otherwise, leave blank.
2nd quarter recurring demand count	62-66	Enter total recurring demand frequency; otherwise, leave blank.

**Table E-285-3
DIC DLT, Logistics Reassignment Backorder and Demand Data, Record 2—Continued**

Field legend	Record position	Entry and instructions
Quantity (2nd quarter nonrecurring demand)	67-75	Enter total nonrecurring demand quantity; otherwise, leave blank.
2nd quarter nonrecurring demand count	76-80	Enter total nonrecurring demand frequency; otherwise, leave blank.

**Table E-285-4
DIC DLT, Logistics Reassignment Backorder and Demand Data, Record 3**

Field legend	Record position	Entry and instructions
Document identifier	1-3	Enter DIC DLT.
Routing identifier (To)	4-6	Enter RIC identifying the GIM to which the transaction is being forwarded.
Blank	7	Leave blank.
NSN	8-20	Enter NSN of item being transferred.
Package sequence number	21-23	Enter the next sequence number for this DIC and NSN. On the last record, enter Z and the proper two position sequence number.
Quantity (3rd quarter recurring demand)	24-32	Enter total recurring demand quantity; otherwise, leave blank.
3rd Quarter recurring demand count	33-37	Enter total recurring demand frequency; otherwise, leave blank.
Quantity (3rd quarter nonrecurring demand)	38-46	Enter total nonrecurring demand quantity; otherwise, leave blank.
3rd Quarter nonrecurring demand count	47-51	Enter total nonrecurring demand frequency; otherwise, leave blank.
Blank	52	Leave blank.
Quantity (4th quarter recurring demand)	53-61	Enter total recurring demand quantity; otherwise, leave blank.
4th quarter recurring demand count	62-66	Enter total recurring demand frequency; otherwise, leave blank.
Quantity (4th quarter nonrecurring demand)	67-75	Enter total nonrecurring demand quantity; otherwise, leave blank.
4th quarter nonrecurring demand count	76-80	Enter total nonrecurring demand frequency; otherwise, leave blank.

**Table E-285-5
DIC DLU, Logistics Reassignment On-Hand Asset Data, Record 1¹ 5**

Field legend	Record position	Entry and instructions
Document identifier	1-3	Enter DIC DLU.
Routing identifier (To)	4-6	Enter RIC identifying the GIM to which the transaction is being forwarded.
Review period indicator	7	Enter review period indicator 1 or 2. See table C-61.1.
NSN	8-20	Enter NSN of item being transferred.
Package sequence number	21-23	To sequence the records, enter A01 if more than one record is required for this DIC and NSN. Enter Z01 if only one record is required.
Routing identifier (From)	24-26	Enter RIC identifying the LIM preparing the transaction.
Date (Extracted)	27-31	Enter the date that data was extracted from files (enter two-digit year in rp 27-28 and three-position ordinal day in rp 29-31).
Quantity (Total on-hand wholesale assets)	32-41	Enter the total quantity of on-hand wholesale assets (all locations); otherwise, leave blank.
Blank	42-46	Leave blank.
Quantity (on-hand wholesale)	47-56	Enter on-hand wholesale quantity; otherwise leave blank. ¹
Routing identifier (storage location)	57-59	Enter RIC of the storage location; otherwise, leave blank.
Ownership/purpose	60	Enter ownership/purpose code; otherwise, leave blank.
Supply condition	61	Enter supply condition code; otherwise, leave blank.
Quantity (on-hand wholesale)	62-71	Enter on-hand wholesale quantity; otherwise, leave blank. ¹
Routing identifier (storage location)	72-74	Enter RIC of the storage location; otherwise, leave blank. ¹
Ownership/purpose	75	Enter ownership/purpose code; otherwise, leave blank. ¹
Supply condition	76	Enter supply condition code; otherwise, leave blank. ¹
Blank	77-80	Leave blank.

Notes:

¹ The DIC DLU records convey the total on-hand wholesale assets. The records provide the individual quantities, by ownership/purpose and supply condition, at each storage activity. The sum of all assets reported for individual locations are to equal the total quantity in rp 32-41. When an individual quantity is entered, the RIC, ownership/purpose code and supply condition code for that quantity must be entered; otherwise all four fields are left blank.

**Table E-285-6
DIC DLU, Logistics Reassignment On-Hand Asset Data, Record 2**

Field legend	Record position	Entry and instructions
Document identifier	1-3	Enter DIC DLU.
Routing identifier (To)	4-6	Enter RIC identifying the GIM to which the transaction is being forwarded.
Blank	7	Leave blank.
NSN	8-20	Enter NSN of item being transferred.
Package sequence number	21-23	Enter A02 on this record and increment by one (i.e.A03, A04, etc.) for each additional record. On the last record, enter Z and the proper two-position sequence number. If only this record is required, enter Z02.
Blank	24-31	Leave blank.
Quantity (on-hand wholesale)	32-41	Enter on-hand wholesale quantity; otherwise, leave blank. ¹
Routing identifier (storage location)	42-44	Enter RIC of the storage location; otherwise, leave blank. ¹
Ownership/purpose	45	Enter ownership/purpose code; otherwise, leave blank. ¹
Supply condition	46	Enter supply condition code; otherwise, leave blank. ¹
Quantity (On-hand wholesale)	47-56	Enter on-hand wholesale quantity; otherwise, leave blank. ¹
Routing identifier (storage location)	57-59	Enter RIC of the storage location; otherwise, leave blank. ¹
Ownership/purpose	60	Enter ownership/purpose code; otherwise, leave blank. ¹
Supply condition	61	Enter supply condition code; otherwise, leave blank. ¹
Quantity (on-hand wholesale)	62-71	Enter on-hand wholesale quantity; otherwise leave blank. ¹
Routing identifier (storage location)	72-74	Enter RIC of the storage location; otherwise, leave blank. ¹
Ownership/purpose	75	Enter ownership/purpose code; otherwise, leave blank. ¹
Supply condition	76	Enter supply condition code; otherwise, leave blank. ¹
Blank	77-80	Leave blank.

Notes:

¹ See footnote in Table E-285.5.

**Table E-285-7
DIC DLV, Logistics Reassignment Due-in Asset Data, Record 1¹**

Field legend	Record position	Entry and instructions
Document identifier code	1-3	Enter DIC DLV.
Routing identifier (To)	4-6	Enter RIC identifying the GIM to which the transaction is being forwarded.
Review period indicator	7	Enter review period indicator 1 or 2. See Table C-61.1.
NSN	8-20	Enter NSN of item being transferred.
Package sequence number	21-23	To sequence the records, enter A01 if more than one record is required for the DIC and NSN. Enter Z01 if only one record is required.
Routing identifier (From)	24-26	Enter RIC identifying the LIM preparing the transaction.
Date (extracted)	27-31	Enter the date that data was extracted from files. Enter two-digit year in rp 27-28 and three-digit ordinal date in rp 29-31.
Quantity (total due-in wholesale)	32-41	Enter the total due-in wholesale quantity; otherwise, leave blank. ¹
Blank	42-49	Leave blank.
Quantity (due-in wholesale)	50-58	Enter due-in wholesale quantity; otherwise, leave blank. ¹
Routing identifier (storage location)	59-61	Enter RIC of the storage location; otherwise, leave blank.
Date (due-in)	62-66	Enter due-in date; otherwise, leave blank. ¹
Type due-in indicator	67	Enter type due-in indicator (See Table C-67.3); otherwise, leave blank. ¹
Blank	68-80	Leave blank.

Notes:

¹ The DIC DLV records convey the total due-in wholesale assets. The records provide the individual quantities due-in at each storage activity by due-in date and due-in indicator. The sum of all the due-in quantities for the individual locations are to equal the total quantity in record 1, rp 32-41. When an individual quantity is entered, the RIC, due-in date and due-in indicator for that quantity must be entered; otherwise all four fields are left blank.

**Table E-285-8
DIC DLV, Logistics Reassignment Due-in Asset Data, Record 2 ¹**

Field legend	Record position	Entry and instructions
Document identifier	1-3	Enter DIC DLV.
Routing identifier (To)	4-6	Enter RIC identifying the GIM to which the transaction is being forwarded.
Blank	7	Leave blank.
NSN	8-20	Enter NSN of item being transferred.
Package sequence number	21-23	Enter A02 on this record and increment by one (i.e.A03, A04, etc.) for each additional record. On the last record, enter Z and appropriate two position sequence number. If only this record is required, enter Z02.
Blank	24-31	Leave blank.
Quantity (due-in wholesale)	32-40	Enter due-in wholesale quantity; otherwise, leave blank. ¹
Routing identifier (storage location)	41-43	Enter RIC of the storage location; otherwise, leave blank. ¹
Date (due-in)	44-48	Enter due-in date, otherwise, leave blank.
Type due-in indicator	49	Enter type due-in indicator (See table C-67.3), otherwise, leave blank.
Quantity (due-in wholesale)	50-58	Enter due-in wholesale quantity; otherwise, leave blank. ¹
Routing identifier (storage location)	59-61	Enter RIC of the storage location; otherwise, leave blank. ¹
Date (due-in)	62-66	Enter due-in date; otherwise, leave blank. ¹
Type due-in indicator	67	Enter type due-in indicator (See table C-67.3); otherwise, leave blank.
Blank	68-80	Leave blank.

Notes:

¹ See footnote in Table E-285.7.

**Table E-285-9
DIC DLW, Logistics Reassignment Contract History Data, Record 1¹**

Field legend	Record position	Entry and instructions
Document identifier	1-3	Enter DIC DLW.
Routing identifier (To)	4-6	Enter RIC identifying the GIM to which the transaction is being forwarded.
Review period indicator	7	Enter appropriate review period indicator (See Table C-61.1).
NSN	8-20	Enter NSN of item being transferred.
Package sequence number	21-23	Enter A01 indicating first record for this PIIN/supplementary PIIN/CLIN. If rp 24 =N, enter Z01.
Contract data availability indicator	24	Enter Y (yes) or N (no). ²
Procurement instrument identification number	25-37	Enter PIIN. ²
Supplementary procurement instrument identification number	38-43	Enter supplementary PIIN; otherwise, leave blank. ²
Contract line item number or contract subline item number	44-49	Enter CLIN or contract subline item number. Not mandatory for GSA. ²
Unit of issue	50-51	Enter UI of item from contract.
Contact unit price	52-61	Enter CLIN unit price from award to four decimals:zero fill left and right (e.g., enter 0000127500 for \$12.75. ^{2&3}
Price status	62	Air Force, Navy, and Marine Corps enter E for estimated or A for actual. Army enter price status code per DOD MILSCAP as follows: E =has price listed U =unavailable N =not applicable C =not separately priced 9 =MILS exceeds two positions Blank =firm fixed price (equal to A for actual). ²
Date (Transmitted)	63-67	Enter the date that data was transmitted. Enter two-digit year in rp 63-64 and three-digit ordinal day in rp 65-67. ²
Blank	68-70	Leave blank.
Date (award)	71-75	Enter contract award date or effective date. Enter two-digit year in rp 71-72 and three-digit ordinal day in rp 73-75. ²
Routing identifier (From)	76-78	Enter RIC identifying the LIM preparing the transaction. ²
Blank	79-80	Leave blank.

Notes:

¹ Review periods subsequent to the ETD-120 days are to include updated information. If updated transactions have blank spaces, the blank spaces will not overlay any data in the file.

² If rp 24 is N, rp 25-80 will be blank.

³ If rp 62 is U, N, C, or 9, zero fill rp 52-61. If rp 62 is E or blank, enter the contract unit price in rp 52-61.

**Table E-285-10
DIC DLW, Logistics Reassignment Contract History Data, Record 2**

Field legend	Record position	Entry and instructions
Document identifier	1-3	Enter DIC DLW.
Routing identifier (To)	4-6	Enter RIC identifying the GIM to which the transaction is being forwarded.
Review period indicator	7	Enter appropriate review period indicator (See Table C-61.1).
NSN	8-20	Enter NSN of item being transferred.
Package sequence number	21-23	Enter A02 indicating second record for this PIIN/CLIN.
Blank	24	Leave blank.
Procurement instrument identification number	25-37	Enter PIIN.
Supplementary procurement instrument identification number	38-43	Enter supplementary PIIN; otherwise, leave blank.
Contract line item number or contract subline item number	44-49	Enter CLIN or contract subline item number. Not mandatory for GSA.
Contractor/supplier commercial and Government entity	50-58	Enter CAGE code of awardee, right justify and fill left with zeros. For GSA enter DUNS number.
Quantity (delivered)	59-69	Enter total quantity delivered on CLIN or contract subline item number.
Blank	70-78	Leave blank.
Type of business	79	Enter type of business code; otherwise, leave blank.
Type of contractor	80	Enter type of contractor code; otherwise, leave blank. This may be the only descriptive data available if type of business code is not available. (The type of contractor code is obsolete and is no longer published in MILSCAP. It was replaced by type of business code.) See type of contractor codes in Table C-67.2.

**Table E-285-11
DIC DLW, Logistics Reassignment Contract History Data, Record 3**

Field legend	Record position	Entry and instructions
Document identifier	1-3	Enter DIC DLW.
Routing identifier (To)	4-6	Enter RIC identifying the GIM to which the transaction is being forwarded.
Review period indicator	7	Enter appropriate review period indicator (See Table C-61.1).
NSN	8-20	Enter NSN of item being transferred.
Package sequence number	21-23	Enter A03 indicating third record for this PIIN/supplementary PIIN/CLIN.
Blank	24	Leave blank.
Procurement instrument identification number	25-37	Enter PIIN.
Supplementary procurement instrument identification number	38-43	Enter supplementary PIIN; otherwise, leave blank.
Contract line item number or contract subline item number	44-49	Enter CLIN or contract subline item number. Not mandatory for GSA.
Manufacturer's reference or part number	50-76	Enter manufacturer's part number being supplied; otherwise, leave blank. Do not include OEM CAGE code.
Blank	77-80	Leave blank.

**Table E-285-12
DIC DLW, Logistics Reassignment Contract History Data, Record 4**

Field legend	Record position	Entry and instructions
Document identifier	1-3	Enter DIC DLW.
Routing identifier (To)	4-6	Enter RIC identifying the GIM to which the transaction is being forwarded.
Review period indicator	7	Enter appropriate review period indicator (See Table C-61.1).
NSN	8-20	Enter NSN of item being transferred.
Package sequence number	21-23	Enter Z04 indicating last record for this PIIN/supplementary PIIN/CLIN. ¹
Blank	24	Leave blank.
Procurement instrument identification number	25-37	Enter PIIN.
Supplementary procurement instrument identification number	38-43	Enter supplementary PIIN; otherwise, leave blank.
CLIN or contract line item number	44-49	Enter CLIN or contract subline item number. Not mandatory for GSA.
Design contractor and Government entity	50-54	Enter CAGE code of OEM or design control activity; otherwise, leave blank.

**Table E-285-12
DIC DLW, Logistics Reassignment Contract History Data, Record 4—Continued**

Field legend	Record position	Entry and instructions
Quantity variance positive	55-56	Enter percentage of positive variance allowed; otherwise, leave blank.
Quantity variance negative	57-58	Enter percentage of negative variance allowed; otherwise, leave blank.
Contract administration services component identifier	59-64	Enter contract administration services code component's DOD activity address (see DOD 4140.59H); otherwise, leave blank. For GSA one position, right justify, zero fill. Enter L if locally administered.
Competitive characteristics	65	Enter competitive characteristics code; otherwise, leave blank. This code is obsolete and is no longer published in DFARS. It is temporarily published in table C-33.1. of this regulation only for convenience in interpreting this field when data is entered in this transaction.
Criticality designator	66	Enter the criticality designator code; otherwise, leave blank. See MILCAP, Appendix A9.
Acquisition method	67	Enter acquisition method code at time of award; otherwise, leave blank.
Acquisition method suffix	68	Enter the acquisition method suffix code at time of award; otherwise, leave blank.
Date (shipped)	69-73	If active record and date is available, enter date of last shipment for this CLIN or zero fill if no shipment has been made. If purged record, enter contract physically completed date. For GSA enter last receipt date. (Enter two-digit year in rp 69-70 and three-digit ordinal day in rp 71-73.)
Date (original contract delivery)	74-78	Enter the original contract delivery date if available. Air Force will enter last delivery date when multiple deliveries per CLIN or contract subline item number. If original contract delivery date is not available, Army will enter contract physically completed date; Navy will enter date of last shipment or zeros if no date is available. (Enter two-digit year in rp 74-75 and three-digit ordinal day in rp 76-78.)
Type of contract	79	Enter type of contract code; otherwise, leave blank.
Blank	80	Leave blank.

Notes:

¹ Package sequence number Z04 indicates that all contract history data for the PIIN/supplementary PIIN/CLIN, entered in rp 25-49 of the package sequence number A01 record, has been identified. If there are additional contract history records for this NSN, continue preparation of DIC DLW for up to a maximum of 25 submissions per NSN.

**Table E-285-13
DIC DLX, Logistics Reassignment Technical and Quality Data, Record 1**

Field legend	Record position	Entry and instructions
Document identifier	1-3	Enter DIC DLX.
Routing identifier (To)	4-6	Enter RIC identifying the GIM to which the transaction is being forwarded.
Review period indicator	7	Enter review period indicator 1 or 2. (See Table C-61.1).
NSN	8-20	Enter NSN of item being transferred.
Package sequence number	21-23	To sequence the records, enter A01 if more than one record is required for this DIC and NSN. Enter Z01 if only one record is required.
Routing identifier (From)	24-26	Enter RIC identifying LIM preparing the transaction.
Date (Extracted)	27-31	Enter date data was extracted from files. (Enter two-digit year in rp 27-28 and three-digit ordinal date in rp 29-31.)
Blank	32	Leave blank.
End item NSN, name, type, or model number	33-45	Enter the NSN, name, type, or model number for the end item application; otherwise, leave blank. For items with multiple applications enter data for most critical application, or enter the word various.
Critical application indicator	46	Enter Y (yes) if the item has a critical application as defined by DLAR 3200.1; otherwise, enter N (no).
Place of inspection	47	Enter 1 for source inspection or 2 for destination inspection. Leave blank if place of inspection has not been established.
Type of inspection	48	Enter the appropriate type of inspection code per Table C-67.4. Leave blank if type of inspection has not been indicated or established.
First article test	49	Enter Y (yes) if first article testing is required. Enter N (no) if not required. Leave blank if first article testing requirements have not been indicated or determined.
Source, maintenance, and recoverability	50-54	Enter appropriate source, maintenance, recoverability code; otherwise, leave blank.

Table E-285-13
DIC DLX, Logistics Reassignment Technical and Quality Data, Record 1—Continued

Field legend	Record position	Entry and instructions
Packaging data availability indicator	55	Enter Y (yes) if specific preservation, packaging, packing, and marking data is available for the item. Enter N (no) if specific requirements have not been developed/specified.
Product quality deficiency report history indicator	56	Enter Y (yes) if reports on contractor performance are on file at the LIM. Enter N (no) if no reports are on file.
Purchase description indicator	57	Enter Y (yes) if a purchase description is being included on the following DLX record(s) for the NSN. Enter N (no) if a purchase description is not available.
Blank	58-80	Leave blank.

Table E-285-14
DIC DLX, Logistics Reassignment Technical and Quality Data, Record 2

Field legend	Record position	Entry and instructions
Document identifier code	1-3	Enter DIC DLX.
Routing identifier (To)	4-6	Enter RIC identifying the GIM to which the transaction is being forwarded.
Blank	7	Leave blank.
NSN	8-20	Enter NSN of item being transferred.
Package sequence number	21-23	Enter A02 and increment by one for each additional record (i.e., A03, A04, A05). On last record, enter Z and the appropriate two position sequence number. If only this record is required, enter Z02.
Blank	24-31	Leave blank.
Purchase description	32-79	Enter clear text purchase description; otherwise, leave blank. Continue description on additional DIC DLX records using package sequence number to maintain correct sequence. Max of 30 records can be used.
Blank	80	Leave blank.

Table E-286
DIC DM__, War Materiel Requirements

Field Legend	Record position	Entry and instructions
Document identifier code	1-3	Enter appropriate DIC in the DM...series.
Routing identifier code (RIC) (To)	4-6	Enter the RIC of the item manager to which the transaction is being submitted.
Transaction serial number	7	Enter consecutive numeric serial number for each transaction within a DIC for this NSN (e.g., 1 for first DMA, 2 for second DMA, 1 for first DMB, etc.). ¹
National stock number (NSN)	8-20	Enter the NSN of the item required.
Unit of issue	21-22	Enter the UI for the required NSN.
23-70 (23-30) (31-38) (39-46) (47-54) (55-62) (63-70)		Beginning with the first month after D-Day, enter the monthly Other War Materiel Requirement (OWMR)(consumption) quantity for recurring U.S. requirements, nonrecurring U.S. requirements, and nonrecurring Allies requirements for DICs DMA, DMB, and DMC respectively. For DIC DMD enter the forecasted monthly reparable return quantity. For DIC DME enter the Pre-positioned War Reserve Materiel Requirement (PWRMR) in columns 23-30 and the PWRMR Protectable (PWRMRP) in columns 31-38; leave columns 39-70 blank. ¹
Blank	71	Leave blank.
Total number of transactions	72-73	Enter the total number of war materiel requirement transactions submitted for all DICs for this NSN.
RIC (FROM)	74-76	Enter the RIC identifying the activity from which this transaction is being submitted.
Date of preparation	77-80	Enter the Julian date on which this transaction is prepared.

Notes:

¹ Use additional transactions as required, entering the consecutive transaction serial number within each DIC, to accommodate submission of the number of months data specified by the Defense Guidance issued each year.

Table E-287
DIC DTA, Asset Support Request (ASR)

Field Legend	Record position	Entry and instructions
Document identifier code	1-3	DIC DTA on initial request.
Routing identifier (To)	4-6	RIC that indicates the IMM to which the request is submitted.
Request code	7	Code A, B, or C to show type of information requested. (See table 15-2.)
National stock number	8-20	NSN of item for which data are requested.
Blank	21-23	Leave blank
Project/contingency code	24-26	Significant only to requesting activity.
Routing identifier code (From)	27-29	RIC of the activity preparing the transaction. (See table 15-1.)
Document number	30-43	
	30-35	DODAAC of the requesting activity.
	36-39	Date of request. The last digit of the year followed by the Julian day on which the request transaction is prepared.
	40-43	Serial number. This field is right justified and will contain zeros to the left of significant digits. The serial number will be assigned at the discretion of the requesting activity. It will not be duplicated on the same day. The serial number may consist of alpha and/or numeric characters.
Blank	44-80	Blank.

Table E-288
DIC DTB, Asset Support Reply (ASR) (Asset Data)

Field legend	Record position	Entry and instructions
Document identifier code	1-3	DIC DTB.
Routing identifier (To)	4-6	RIC of the activity to which this transaction is being submitted (from rp 27-29 of DIC DTA or DTD).
Request code	7	Take from rp 7 of ASR transaction, unless in response to DIC DTD. See table 15-2.
National stock number	8-20	Take from rp 8-20 of ASR transaction, except when NSN is nonpreferred. The replacing preferred NSN will be entered and "1" will be entered in rp 76 to show the preferred item rather than input NSN.
Acquisition advice code	21	AAC of the NSN shown in rp 8-20. See AR 708-1 or Volume 10, table 58, DOD 4100.39-M, for explanation of codes.
Unit of issue	22-23	Unit of issue of the NSN shown in rp 8-20.
Project contingency code	24-26	Take from rp 24-26 of ASR transaction.
Routing identifier (From)	27-29	RIC of the IMM preparing this transaction.
Document number	30-43	Enter from ASR transaction.
Quantity-Other War Reserve Materiel Requirements Protectable (OWRMRP).	44-49	System OWRMRP on hand assets, if applicable. Leave blank when there are no OWRMRP on hand assets. Replies from Navy contain all on hand asset quantities as OWRMRP and are not identified separately.*
Quantity of total peacetime assets	50-55	Total system on hand assets in condition codes A, B, C, and D (serviceable/issuable stock), less OWRMRP assets, if applicable. Leave blank when there are no total system on hand assets. Replies from Navy can include OWRMRP.*
Quantity of net due-in on contracts	56-61	The total quantity due-in on contract from procurement instrument sources, less the quantity on back order, if applicable. Leave blank when there is no net due-in from contract quantity.*
Quantity of net due-in on purchase requests	62-67	If applicable, the total quantity due-in on purchase request from procurement instrument sources, less any quantity on back order, that was not applied to net due-in on contract. Leave blank when there is no net from purchase request quantity.*
Quantity of quarterly forecast demands	68-72	System quarterly forecast of demands, if applicable. Leave blank when there is no quarterly forecast.*
Procurement lead-time	73-75	Procurement lead-time in months (two whole numbers; one decimal).*
NSN indicator	76	Enter "1" when the NSN in rp 8-20 of the Asset Support Request Transaction is replaced by the preferred head of the family NSN. The replacing preferred NSN is entered in rp 8-20 of this reply transaction.
Reply date	77-80	Last digit of the year and the Julian date when this reply was prepared.

Notes:

* Legend: Zero-fill left of significant digits. When the quantities exceed the fields allocated, fill the field with 9s.

Table E-289
DIC DTC, Asset Support Reply (Back Order Data)

Field legend	Record position	Entry and instructions
Document identifier code	1-3	DIC DTC
Routing identifier code (To)	4-6	RIC of the activity to which this transaction is being submitted (from rp 27-29 of DIC DTA or DTD).
Request code	7	Take from rp 7 of ASR transaction, unless in response to DIC DTD. See table 15-2.
National stock number	8-20	Take from rp 8-20 of ASR except when NSN is nonpreferred. The replacing preferred NSN will be entered and a "1" will be entered in rp 76 to show preferred item rather than input NSN. AAC of the NSN shown in rp 8-20. See AR 708-1 or Volume 10, table 58, DOD 4100.39-M for explanation of codes.
Acquisition Advice code	21	Unit of issue of the NSN shown in rp 8-20.
Unit of issue	22-23	Take from rp 24-26 of ASR transaction.
Project contingency code	24-26	RIC of the IMM.
Routing identifier code (From)	27-29	Take from ASR transaction.
Document number	30-43	The total quantity of on hand assets that consists of OWRMRP and condition codes A, B, C and D (serviceable/issuable stocks). Leave blank when there are no on hand assets. Replies from Navy contain all on hand asset quantities as OWRMRP assets are not identified separately. ¹
Quantity of issuable assets	44-49	Total system back order quantity of priorities 01-08. Include both back order on contract or purchase request for direct delivery and other orders. ¹²
Total system back order quantity priorities 01-08.	50-53	Total back order quantity of priorities 01-08 of the parent service of the activity to whom this reply is being furnished. ¹²
Total service back order quantity, priorities 01-08.	54-57	Total system back order quantity of priorities 09-15. Include quantities on direct delivery and other back orders.
Total system back order quantity, priorities 09-15.	58-61	Total back order quantity of priorities 09-15 of the parent service of the order (initiating the ASR) to whom this replay is being furnished. ^{1, 2}
Total service back order quantity, priorities 09-15.	62-65	Last digit of the year and two digits of the month when the first scheduled contract or purchase request delivery is due.
Due-in date	66-68	Last digit of the year and two digits for the month when the scheduled delivery of the total quantities of dues-in will be enough to meet current back orders plus demands forecasted from the current date to the date when cumulative as-sets(dues-in) exceed cumulative expected demands plus current back orders.
Zero back order date	69-71	System average quarterly forecast of demands, if applicable. Leave blank when there is no quarterly forecast of demands. ¹
Quarterly forecast demand	72-75	Enter "1" when the NSN in rp 8-20 of the ASR transaction is replaced by the preferred or head of family NSN. The replacing preferred NSN is entered in rp 8-20 of this reply transaction.
National stock number indicator	76	Last digit of the year and the Julian day when this reply was prepared.
Reply date	77-80	

Notes:

¹ Zero-fill left of significant digits. When the quantities exceed the fields allocated, fill the field with 9s.

² If there are no quantities on back order, leave rp 50-65 blank.

Table E-290
DIC DTD, Asset Support Request Follow-up

Field legend	Record position	Entry and instructions
Document identifier code	1-3	DIC DTD for a follow-up.
Routing identifier (To)	4-6	RIC of the IMM to which the request is submitted.
Request code	7	Code A, B, or C to show type of information requested. (See table 15-2).
National stock number	8-20	NSN of item for which data are requested.
	21-23	Leave blank.
Project or contingency code	24-26	Significant only to requesting activity.
Routing identifier (from)	27-29	RIC of the activity preparing the transaction. (See table 15-1).
Document number	30-43	
	30-35	DODACC of the requesting activity.
	36-39	Date of request. Last digit of the year followed by the Julian day on which the request transaction is prepared.

Table E-290
DIC DTD, Asset Support Request Follow-up—Continued

Field legend	Record position	Entry and instructions
	40-43	Serial number. This field is right justified and will contain zeros to the left of significant digits. The serial number will be assigned at the discretion of the requesting activity. It will not be duplicated on the same day. The serial number may consist of alpha and numeric characters, or both.
	44-80	Leave blank.

Table E-291
DIC DU__, Pre-Positioned Materiel Receipt (Procurement Instrument Source)

Field legend	Record Position	Entry and instructions
Document identifier code	1-3	Enter appropriate DIC from the DU series (third digit codes in this series correspond to the third digit codes provided in the D4 series). DUM DUV DUS DUX DUU DUZ
Routing identifier code (From)	4-6	Enter RIC identifying the ICP/SCA to which the receipt will be reported.
Blank	7	Leave blank.
Stock or part number	8-22	Enter stock or part number of item to be received.
Unit of issue	23-24	Enter unit of issue of the item.
Quantity	25-29	Enter quantity to be received, preceding significant digits with zeros. (1) For ammunition items in FSG 13, quantities exceeding 99,999 will be expressed in thousands by placing an "M" in rp 29. <i>Example:</i> A quantity of 1,950,000 would be expressed as 1950M (1950 in rp 25-28 and an "M" in rp 29). Quantities not evenly divisible by thousands will require two transactions. The first transaction will show the rounded thousands using the "M" modifier and the second transaction will show the residual quantity. <i>Example:</i> For a quantity of 100,001, the first document will show a quantity of 0100M and the second document will show a quantity of 00001. (2) When rp 8-11 contains other than FSG 13 and the quantity exceeds 99,999, prepare additional documents bearing the same document number with suffix codes. (3) When reversal or cancellation of the original transaction is required, enter an 11 -zone entry in rp 25.
Procurement instrument identification number or due-in document number	30-43	
	(30-42)	<i>For procurement source:</i> Enter (or perpetuate) procurement instrument identification number.
	(43)	Leave blank.
	OR	
	(30-43)	<i>For document number</i> (intra-Army use only): Enter (or perpetuate) due-in document number.
Suffix code	44	Codes A-Z will be used when two or more documents are needed to report a quantity. Enter consecutive alpha codes "A" through "Z," as necessary, if separate documents are required because quantity exceeds 99,999; or quantity exceeds 9999M (M-modifier thousands) and residual quantities are for ammunition; or different conditions of materiel are due in. Otherwise, leave blank.
Item number	45-50	Enter the contract or exhibit line item number or subline item number as indicated below, if applicable; otherwise, leave blank.
Contract or exhibit line item number	(45-48)	<i>Contract line item number:</i> Enter the CLIN, preceding significant digits with zeros. <i>Exhibit line item number;</i> Enter the alphabetic exhibit identifier in rp 45. Enter the exhibit line item number in rp 46 through 48, preceding significant digits with zeros.
Contract or exhibit subline item number	(49-50)	Enter the contract or exhibit subline item number, if applicable, preceding significant digits with zeros. Otherwise, zero fill.
Routing identifier code (From)	51-53	Enter RIC identifying the activity sending the document if different from the ICP/SCA RIC to which the receipt will be reported; otherwise, leave blank.

Table E-291

DIC DU__, Pre-Positioned Materiel Receipt (Procurement Instrument Source)—Continued

Field legend	Record Position	Entry and instructions
Distribution code	54-56	Enter distribution code; otherwise, leave blank.
Project code	57-59	Enter project code; otherwise, leave blank.
Multi-use	60-66	For inter- and intra-Service/Agency use, leave blank.
Routing identifier code (storage activity)	67-69	Enter RIC identifying storage activity which is to receive item.
Ownership or purpose code	70	Enter ownership or purpose code of item to be received.
Supply condition code	71	Enter supply condition code of item to be received.
Management code	72	Enter appropriate management code; otherwise, leave blank.
Date	73-75	Enter last digit of calendar year and two-digit month signifying estimated delivery date (e.g., "607" means 1986, month of July).
Multi-use	76	For inter- and intra-Service/Agency use, leave blank.
Call or order serial number	77-80	Enter applicable call or order serial number; otherwise, leave blank.

Table E-292

DIC DW__, Pre-Positioned Materiel Receipt (Other Than Procurement Instrument Source)

Field legend	Record Position	Entry and instructions
Document identifier code	1-3	Enter appropriate DIC from the DW series (the third digit codes in this series correspond to the third digit codes provided in the D6 series). DWA DWE DWK DWQ DWV DWB DWG DWL DWR DWZ DWC DWH DWM DWT DWD DWJ DWN DWU
Routing identifier code (From)	4-6	Enter RIC identifying the ICP/SCA to which the receipt will be reported.
Blank	7	Leave blank.
Stock or part number	8-22	Enter stock or part number of item to be received.
Unit of issue	23-24	Enter the unit of issue of item.
Quantity	25-29	Enter quantity to be received, preceding significant digits with zeros. (1) For ammunition items in FSG 13, quantities exceeding 99,999 will be expressed in thousands by placing an "M" in rp 29. <i>Example:</i> A quantity of 1,950,000 would be expressed as 1950M (1950 in rp 25-28 and an "M" in rp 29). Quantities not evenly divisible by thousands will require two transactions. The first transaction will show the rounded thousands using the "M" modifier and the second transaction will show the residual quantity. <i>Example:</i> For a quantity of 100,001, the first document will show a quantity of 0100M and the second document will show a quantity of 00001. (2) When rp 8-11 contains other than FSG 13 and the quantity exceeds 99,999, prepare additional documents bearing the same document number with suffix codes. (3) When reversal or cancellation of the original transaction is required, enter an 11 -zone entry in rp 25.
Document number	30-43	Enter controlling document number.
Suffix code	44	Enter consecutive alpha codes "A" through "Z," as necessary, if separate documents are required because the quantity exceeds 99,999; or quantity exceeds 9999M (M-modifier thousands) and residual quantities are for ammunition; or different conditions of materiel are received. Otherwise, leave blank.
Supplementary address	45-50	Enter supplementary address; otherwise, leave blank.
Signal code	51	Enter signal code; otherwise, leave blank.
Fund code	52-53	Enter fund code; otherwise, leave blank.
Distribution code	54-56	Enter distribution code; otherwise, leave blank.
Project code	57-59	Enter project code; otherwise, leave blank.
Multi-use	60-66	For inter-Service/Agency use, leave blank. <i>For intra-Army use.</i>
	(60-61)	Enter priority or leave blank.
	(62-64)	Enter RDD or RDP or leave blank.
	(65-66)	Enter return advice code if required; otherwise leave blank.
Routing identifier code (storage activity)	67-69	Enter RIC identifying storage activity that is to receive the item.
Ownership or purpose code	70	Enter ownership or purpose code of the item to be received.
Supply condition code	71	Enter supply condition code of the item to be received.
Management code	72	Enter appropriate management code; otherwise, leave blank.
Date	73-75	Enter last digit of calendar year and two-digit month signifying estimated delivery date (e.g., "607" is 1986, month of July).
Blank	76-78	Leave blank.

Table E-292**DIC DW, Pre-Positioned Materiel Receipt (Other Than Procurement Instrument Source)—Continued**

Field legend	Record Position	Entry and instructions
Multi-use	79-80	For intra- and inter-Service/Agency use, leave blank.

Table E-293**DIC DXA, Materiel Receipt Follow-up(Procurement Instrument Source)**

Field legend	Record position	Entry and instructions
Document identifier code	1-3	DIC DXA.
Routing identifier code	4-6	RIC of the accountable activity to which the receipt will be reported.
Status	7	Leave blank.
Stock number	8-22	Stock number of the item to be received.
Unit of issue	23-24	Unit of issue of the item to be received.
Quantity	25-29	Quantity to be received. Precede digits with zeros. For ammunition items in FSG 13, quantities exceeding 99,999 will be expressed in thousands by placing an "M" in rp 29. <i>Example:</i> A quantity of 1,950,000 would be expressed as 1950M (1950 in rp 25-28 and an "M" in rp 29). Quantities not evenly divisible by thousands will require two transactions. The first transaction will show the rounded thousands using the 'M' modifier and the second transaction will show the residual quantity. <i>Example:</i> For a quantity of 100,001, the first document will show a quantity of 0100M and the second document will show a quantity of 00001.
Procurement instrument identification number	30-42	Procurement instrument identification number.
Blank	43	Leave blank.
Suffix	44	Enter consecutive alpha code "A" through "Z," as necessary, if separate documents are required because quantity exceeds 99,999; or quantity exceeds 9999M (M-modifier thousands) and residual quantities are for ammunition; or different conditions of materiel are received/due in. Otherwise, leave blank.
Item number	45-50	Contract and exhibit line item number or subline item number as follows:
Contract and exhibit line item number	(45-48)	<i>Contract Line Item Number:</i> Contract Line Item Number start in rp 48 and precede significant digits with zeros. <i>Exhibit Line Item Number:</i> Alphabetic exhibit identifier in rp 45. Enter the exhibit line number in rp 46-48. Start with rp 48 and precede significant digits with zeros.
Contract or exhibit subline item number	(49-50)	Contract or exhibit subline item number. Start in rp 50, if applicable; otherwise zero fill.
Blank	51-53	Leave blank.
Blank	54-56	Leave blank.
Project	57-59	MILSTRIP project code; otherwise leave blank.
Shipment number	60-66	Vendor shipment number is known; otherwise, leave blank.
Routing identifier code	67-69	RIC of storage activity to receive item.
Ownership or purpose	70	Ownership or purpose code of item to be received.
Condition code	71	Condition code of item to be received.
Management code	72	Proper management code; otherwise, leave blank.
Date	73-75	Last digit of calendar year and two-digit month that denotes estimated delivery date (e.g., 606 means 1976, month of June).
Blank	76	Leave blank.
Call or order serial number	77-80	Applicable call or order serial number; otherwise, leave blank.

Table E-294**DIC DXB, Materiel Receipt Follow-up(Other Than Procurement Instrument Source)**

Field legend	Record position	Entry and instructions
Document identifier code	1-3	DIC DXB.
Routing identifier code	4-6	RIC of the accountable activity to which the receipt will be reported.
Status	7	Leave blank.
Stock number	8-22	Stock number of the item to be received.
Unit of issue	23-24	Unit of issue of the item to be received.

Table E-294

DIC DXB, Materiel Receipt Follow-up(Other Than Procurement Instrument Source)—Continued

Field legend	Record position	Entry and instructions
Quantity	25-29	Quantity to be received. Precede significant digits with zeros. For ammunition items in FSG 13, quantities exceeding 99,999 will be expressed in thousands by placing an "M" in rp 29. Example: A quantity of 1,950,000 would be expressed as 1950M (1950 in rp 25-28 and an "M" in rp 29). Quantities not evenly divisible by thousands will require two transactions. The first transaction will show the rounded thousands using the "M" modifier and the second transaction will show the residual quantity. <i>Example:</i> For a quantity of 100,001, the first document will show a quantity of 0100M and the second document will show a quantity of 00001.
Document number	30-43	Controlling MILSTRIP document number.
Suffix	44	Controlling MILSTRIP suffix code; otherwise leave blank.
Supplementary address	45-50	MILSTRIP supplementary address; otherwise, leave blank.
Signal	51	Signal code; otherwise, leave blank.
Fund	52-53	Fund code; otherwise, leave blank.
Distribution	54-56	MILSTRIP distribution code; otherwise leave blank.
Project	57-59	MILSTRIP project code; otherwise leave blank.
Multi-use	60-66	Unit price if prescribed by the military service, DNA or DLA managing the item; otherwise, leave blank.
Routing identifier code	67-69	RIC of the storage activity to receive item.
Ownership or purpose	70	Ownership or purpose of item to be received.
Condition code	71	Condition code of item to be received.
Management code	72	Proper management code; otherwise leave blank.
Date	73-75	Last digit of the calendar year and two-digit month that denotes estimated delivery date (e.g., "706" means 1977 month of June).
Blank	76-80	Leave blank.

Table E-295

DIC DXC, Reply to Materiel Receipt Follow-up (Procurement Instrument Source)

Field legend	Record position	Entry and instructions
Document identifier code	1-3	DIC DXC.
Routing identifier (To)	4-6	RIC of the SCA or ICP to which the receipt will be reported.
Blank	7	Leave blank.
National stock number	8-22	NSN of the item to be received.
Unit of issue	23-24	Unit of issue of the item to be received.
Quantity	25-29	Quantity to be received. Precede significant digits with zeros. For ammunition items in FSG 13, quantities exceeding 99,999 will be expressed in thousands by placing an "M" in rp 29. Example: A quantity of 1,950,000 would be expressed as 1950M (1950 in rp 25-28 and an "M" in rp 29). Quantities not evenly divisible by thousands will require two transactions. The first transaction will show the rounded thousands using the "M" modifier and the second transaction will show the residual quantity. <i>Example:</i> For a quantity of 100,001, the first document will show a quantity of 0100M and the second document will show a quantity of 00001.
Procurement instrument identification number	30-42	Applicable procurement instrument identification number.
Blank	43	Leave blank.
Suffix	44	Enter consecutive alpha code "A" through "Z," as necessary, if separate documents are required because quantity exceeds 99,999; or quantity exceeds 9999M(M-modifier thousands) and residual quantities are for ammunition; or different conditions of materiel are received/due in. Otherwise, leave blank.
Item number	45-50	Contract or exhibit line item number or subline item number as follows:
Contract and exhibit line item number	(45-48)	<i>Contract Line Item Number:</i> Start in rp 48 and precede significant digits with zeros. <i>Exhibit Line Item Number:</i>
Contract or exhibit subline item number	(49-50)	Alphabetic exhibit identifier in rp 45. Start the exhibit line number in rp 48 and precede significant digits with zeros. Contract or exhibit subline item number. Start in rp 49 if applicable; otherwise, zero fill.
Blank	51-56	Leave blank.
Project	57-59	MILSTRIP project code; otherwise, leave blank.
Shipment number	60-66	Vendor shipment number if known; otherwise, leave blank.
Routing identifier	67-69	Code of storage activity to receive item.
Ownership or purpose	70	Ownership or purpose code of item to be received.

Table E-295
DIC DXC, Reply to Materiel Receipt Follow-up (Procurement Instrument Source)—Continued

Field legend	Record position	Entry and instructions
Condition code	71	Condition code of item to be received.
Management code	72	Proper management code; otherwise, leave blank.
Date	73-75	Last digit of calendar year and two-digit month that denotes estimated delivery date (e.g. "706" means 1977, month of June).
Blank	76	Leave blank.
Call or order serial no	77-80	Applicable call or order serial number, otherwise, leave blank.

Table E-296
DIC DXD, Reply to Materiel Receipt Follow-up (Other Than Procurement Instrument Source)

Field legend	Record position	Entry and instructions
Document identifier code	1-3	DIC DXD.
Routing identifier code	4-6	RIC of the SCA or ICP to which the receipt will be reported.
Blank	7	Leave blank.
National stock number	8-22	NSN of the item to be received.
Unit of issue	23-24	Unit of issue of the item to be received.
Quantity	25-29	Quantity to be received. Precede digits with zeros. For ammunition items in FSG 13, quantities exceeding 99,999 will be expressed in thousands by placing an "M" in rp 29. Example: A quantity of 1,950,000 would be expressed as 1950M (1950 in rp 25-28 and an "M" in rp 29). Quantities not evenly divisible by thousands will require two transactions. The first transaction will show the rounded thousands using the "M" modifier and the second transaction will show the residual quantity. <i>Example:</i> For a quantity of 100,001, the first document will show a quantity of 0100M and the second document will show a quantity of 00001.
Document number	30-43	Controlling MILSTRIP type document number.
Suffix	44	Controlling MILSTRIP suffix code; otherwise, leave blank.
Supplementary address	45-50	MILSTRIP supplementary address; otherwise, leave blank.
Signal code	51	Signal code; otherwise, leave blank.
Fund code	52-53	Fund code; otherwise, leave blank.
Distribution code	54-56	MILSTRIP distribution code; otherwise, leave blank.
Project code	57-59	MILSTRIP project code; otherwise, leave blank.
Unit price	60-66	Unit price if prescribed by the service or agency managing the item; otherwise, leave blank.
Routing identifier code	67-69	RIC of storage activity to receive item.
Ownership or purpose code	70	Ownership or purpose code of item to be received.
Supply condition code	71	Condition code of item to be received.
Management code	72	Proper management code; otherwise, leave blank.
Date	73-75	Last digit of calendar year and two-digit month that denotes estimated delivery date (e.g., "706" means 1977 month of June).
Blank	76-80	Leave blank.

Table E-297
DIC DZ9, Status Notification

Field legend	Record position	Entry and instructions
Document identifier	1-3	Document identifier DZ9
Routing identifier (To) code	4-6	The code identifying the activity that submitted the incoming document being rerouted or revised by the DAAS.
Request code or blank	7	Take from the incoming request
Federal supply class	8-11	When DOD MILSTRIP status code BG is entered in rp 79-80, the correct FSC for the NIIN; otherwise, take from the original document.
Other fields	12-56	Take data from the original document.
Routed document identification	57-59	Enter the DIC from rp 1-3 of the incoming document being routed or revised by the DAAS.
Other fields	60-66	Take data from the original document.
Routing identifier	67-69	When DOD MILSTRIP status code BM is entered in rp 79-80, the RIC of the source of supply to whom DAAS is rerouting the document; otherwise, leave blank.
Other fields	70-76	Take data from the original document.
Blank	77-78	Leave blank.

Table E-297
DIC DZ9, Status Notification—Continued

Field legend	Record position	Entry and instructions
Status code	79-80	DOD MILSTRIP status code BG when the FSC in the original document was revised. Enter DOD MILSTRIP status code BM when the original document was rerouted to the correct source of supply.

Table E-298
DIC DZA, Asset Status SIMS-X Automated

Field legend	Record position	Entry and instructions
Document identifier code	1-3	DIC DZA
Routing identifier code (To)	4-6	RIC of the ICP to which transaction is being sent.DSU and GSU will leave these columns blank; DAAS will route to appropriate Army ICP.
Transaction overflow	7	Code A-Z (except I and O) when any quantity exceeds the number of digits allotted, or different condition or purpose codes apply (para C-16).
National stock number	8-22	NSN of the item reported.
Unit of issue	23-24	Unit of issue of the item.
Quantity on hand	25-30	Quantity of the item on hand for each purpose and condition code combination in rp 70-71. (See note.)
Quantity due-in	31-36	Quantity of the item due in for each purpose and condition code combination in rp 70-71. (See note.)
Quantity on back order	37-41	Quantity of item on back order for each purpose and condition code combination in rp 70-71. (see note.)
Reporting code	42	Code 0 or 4 to show the type of reporting being done for SIMS-X.
Requisitioning objective (RO) quantity	43-48	RO quantity established for each purpose code shown in rp 70. (See note.)
Safety level quantity	49-54	Quantity that shows the safety level, or leave blank.(See note.)
Project code	55-57	Code as shown in paragraph C-13 to identify approved operational projects and mobilization reserves (e.g., purpose codes, C, D, or E); otherwise leave blank.
Routing identifier code (Storage site)	58-60	RIC of the activity at which the item is stored if different from the one preparing the transaction (rp 67-69).Otherwise, leave blank.
Date prepared	61-64	Julian date on which the transaction was prepared.
Blank	65-66	Blank.
Routing identifier code (RIC) (From)	67-69	RIC of the activity preparing this transaction. DSUs will leave these columns blank.
Ownership/ purpose code	70	Ownership or purpose code as prescribed in paragraph C-37.
Condition code	71	Supply condition code of the item as prescribed in paragraph C-22b.
DODAAC	72-77	DSUs (DS4) will enter their DODAAC; all other submitters will leave blank.
Stockage list code	78	Stockage list code. See AR 710-2.
Blank	79-80	Leave blank.

Notes:

¹ Enter required data in all data fields indicated.Precede any digits with zeros.

Table E-299
DIC DZA, MILSTRAP Asset Status

Field legend	Record position	Entry and instructions
Document identifier code	1-3	DIC DZA.
Routing identifier code (To)	4-6	RIC of the ICP to which this transaction is being sent.
Transaction overflow	7	Codes A-Z (except I and 0) when any quantity exceeds the number of digits allotted.
Stock number	8-22	Stock number of the item reported.
Unit of issue	23-24	Unit of issue of the item.
On hand quantity	25-30	Quantity of the item on hand; precede any digits with zeros.
Due in quantity	31-36	Quantity of the item due in; precede any digits with zeros.
Back order quantity	37-41	Quantity of the item on back order. Precede any digits with zeros.
Blank	42	Blank.

Table E-299
DIC DZA, MILSTRAP Asset Status—Continued

Field legend	Record position	Entry and instructions
FIA category code	43-48	When used between military services, leave blank. When used within the Army, enter the financial inventory accounting (FIA) category code.
Materiel category code	49	When used between military services, leave blank. When used within the Army, enter the one-digit materiel category code. See AR 37-12 for proper code.
Blank	50-60	When used between military services, leave blank. When used within Army, these columns will be used by the ICP as necessary.
Date prepared	61-64	When used between military services, leave blank. When used within Army, enter the date on which the transaction was prepared.
Commodity manager code	65	When used between military services, leave blank. When used within Army, enter the proper CONUS commodity manager code. See Appendix A, AR 710-1, for proper codes.
Area code	66	When used between military services, leave blank. When used within Army, enter the area code as prescribed by the ICP.
Routing identifier code (From)	67-69	RIC of the ASDA preparing this transaction.
Ownership or purpose code	70	When used between military services, enter the ownership code of item. When used within Army, enter the purpose code of the item.
Supply condition code	71	Condition code of the item.
Multi-use	72-80	
Interservice use	(72-80)	When used between military services, leave blank.
Army use	(72-80)	When used within Army, enter data as follows:
	(72)	Blank
	(73)	Enter proper price signal code from AR 708-1.
	(74-80)	Enter unit price of the item in dollars and cents.
Subsistence use	(72-80)	When used for subsistence items, enter data as follows:
	(72-75)	Blank
	(76-78)	Enter the code <i>which</i> gives the date packed or expiration date from table C-34.1.
	(79-80)	Blank

Table E-300
DIC DZB, Storage Item Data Correction/Change

Field legend	Record position	Entry and instructions
Document identifier code	1-3	DIC DZB.
Routing identifier code	4-6	RIC of the storage activity to which this transaction is being sent.
Item data correction or change code	7	Code to show the data field affected by the change (para C-34).
NSN	8-20	NSN reported by storage activity when materiel can be identified to an NSN.
Part number	8-22	Manufacturer's code and part number when materiel cannot be identified to an NSN.
Production equipment code	21-24	Production equipment code (PEC), (AR 700-43), DOD identification code (DODIC) if applicable; otherwise, leave blank.
Unit of issue	25-26	Unit of issue reported in the storage activity transaction or affected by catalog or stock list change.
NSN	27-39	New NSN when stock number is being changed; otherwise, leave blank.
Production equipment code	40-43	New PEC or DODIC if being changed; otherwise, leave blank.
Unit of issue	44-45	New unit of issue when the unit of issue is being changed; otherwise leave blank.
Unit of issue conversion factor	46-50	Use only when the unit of issue is being changed; otherwise, leave blank.
Decimal locator	(46)	Position of the decimal in the multiplication factor: 0—whole number (no decimal) 1—decimal before rp 50 2—decimal before rp 49 3—decimal before rp 48 4—decimal before rp 47
Multiplication factor	(47-50)	The factor by which the old quantity must be multiplied to convert to the new unit of issue.
Shelf life code	51	New shelf life code if being changed; otherwise, leave blank.
Physical security/pilferage code	52	New physical security/pilferage code if being changed; otherwise, leave blank.
Demilitarization code	53	New demilitarization code if being changed; otherwise, leave blank.

Table E-300
DIC DZB, Storage Item Data Correction/Change—Continued

Field legend	Record position	Entry and instructions
Special action info code for identifying (1) Reparability (2) Reclamation (3) Recoverability, etc. Managing activity Date of preparation Manager/owner code Multiuse	54-55 56-58 59-62 63 64-66	Reserved for future DOD standardization. Present use to accommodate individual service or agency assigned codes. RIC of the activity managing the item. Julian date of preparing this document. 1 -for manager; 2-for owner. For intraservice or agency use, enter data prescribed by the service or agency. For interservice or agency application, leave blank.
Routing identifier code (From) Date	67-69 70-73	RIC of the activity preparing the document. Effective date of the catalog or stock list change when applicable; otherwise, leave blank.
Inventory category code	74	New inventory category code if being changed; otherwise, leave blank.
Multiuse	75-80	For intraservice or agency application, enter data prescribed by the service or agency. For intraservice or agency application, leave blank.

Table E-301
DIC DZC, Logistical Reassignment Storage Information

Field Legend	Record position	Entry and instructions
Document identifier code	1-3	DIC DZC.
Routing identifier code (To)	4-6	RIC of activity to which document is being sent.
Blank	7	Blank.
National stock number	8-22	NSN of the item being transferred.
Unit of issue	23-24	Unit of issue of the item being transferred.
Transfer quantity	25-29	Quantity being transferred to GIM; otherwise, enter zeros. (1) For ammunition items in FSG 13, quantities exceeding 99,999 will be expressed in thousands by placing an "M" in rp 29. <i>Example:</i> A quantity of 1,950,000 would be expressed as 1950M (1950 in rp 25-28 and an "M" in rp 29). Quantities not evenly divisible by thousands will require two transactions. The first transaction will show the rounded thousands using the "M" modifier and the second transaction will show the residual quantity. <i>Example:</i> For a quantity of 100,001, the first document will show a quantity of 0100M and the second document will show a quantity of 00001. (2) When reversal or cancellation of the original receipt transaction is required, enter an "X" punch in rp 25.
Document number	30-43	Take from the DEE/DEF transaction.
Suffix code	44	Enter consecutive alpha code "A" through "Z," as necessary, if separate documents are required because quantity exceeds 99,999; or quantity exceeds 9999M (M-modifier thousands) and residual quantities are for ammunition; or different conditions of materiel are received/due in. Otherwise, leave blank.
Gaining activity RIC	45-47	RIC of the GIM.
Dual use	48-50	
Multi-use	(48-50)	For Army use, enter the RIC of the SICC/SICA. For inter-Service/agency use, leave blank.
OR		
Date packed/expiration date indicator code	(48-50)	For subsistence items only: Enter the code which gives the date packed or expiration date from table C-34.1.
Multi-use	51-55	For Army use, enter the quantity to be transferred to the SICC/SICA; otherwise enter zeros. For inter-Service/agency use, leave blank.
Blank	56	Blank.
Project code	57-59	Proper code if stocks are segregated and maintained by codes in project code field; otherwise, leave blank.
Blank	60	Blank.
Effective transfer date	61-64	Julian date on which LR is effective.
Blank	65-66	Blank.
Routing identifier code (From)	67-69	RIC of activity preparing document.
Ownership or purpose code	70	The ownership or purpose code if prescribed by service or agency; otherwise, leave blank.
Supply condition code	71	Condition code of balance affected.
Management code	72	Management code as prescribed by service or agency; otherwise, leave blank.

Table E-301
DIC DZC, Logistical Reassignment Storage Information—Continued

Field Legend	Record position	Entry and instructions
Multiuse	73-75	Data prescribed by service or agency.
Retention quantity	76-80	Quantity the LIM retains.

Table E-302
DIC DZD, Logistical Reassignment Storage Information Reply

Field Legend	Record position	Entry and instructions
Document identifier code	1-3	DIC DZD.
Routing identifier code (To)	4-6	RIC from record positions 67-69 of DIC DZC to which reply is being made or LIM-RIC.
Blank	7	Leave blank unless being used by the LIM SA to provide transfer information to the LIM. When the SA did not receive DIC DZC, enter A.
National stock number	8-22	Take from DIC DZC.
Unit of issue	23-24	Take from DIC DZC.
Transfer quantity	25-29	Quantity available for transfer subject to the retention quantity in rp 76-80 of DIC DZC. For ammunition items in FSG 13, quantities exceeding 99,999 will be expressed in thousands by placing an "M" in rp 29. <i>Example:</i> A quantity of 1,950,000 would be expressed as 1950M (1950 in rp 25-28 and an "M" in rp 29). Quantities not evenly divisible by thousands will require two transactions. The first transaction will show the rounded thousands using the "M" modifier and the second transaction will show the residual quantity. <i>Example:</i> For a quantity of 100,001, the first document will show a quantity of 0100M and the second document will show a quantity of 00001.
Document number	30-43	Take from DIZ DZC.
Suffix code	44	Take from DIC DZC.
Gaining activity RIC	45-47	Take from DIC DZC.
Dual use	48-50	
Multi-use	(48-50)	For Army use, enter the RIC of the SICC/SICA. For inter-Service/agency, leave blank.
OR		
Date packed/expiration date indicator code	(48-50)	For subsistence items only. Enter the code which gives the date packed or expiration date from table C-34.1.
Multi-use	51-55	For Army use, enter the quantity to be transferred to the SICC/SICA; otherwise, enter zeros. For inter-Service/agency use, leave blank.
Blank	56	Blank.
Project code	57-59	Take from DIC DZC.
Blank	60	Blank.
Effective transfer date	61-64	Take from DIC DZC.
Blank	65-66	Blank.
Routing identifier code (From)	67-69	RIC of storage activity from which reply is being made.
Ownership/Purpose code	70	Take from DIC DCZ.
Supply condition code	71	Take from DIC DCZ.
Management code	72	Take from DIC DCZ.
Multiuse	73-75	As prescribed by service or agency.
Retention quantity	76-80	Quantity which was retained for the LIM.

Table E-303
DIC DZE, Asset Status/Transaction Reporting Request

Field Legend	Record position	Entry and instructions
Document identifier code	1-3	DIC DZE.
Routing identifier code (To)	4-6	RIC of the activity to which the request is submitted.
Reporting code	7	Proper code from paragraph C-16.
National stock number	8-22	NSN of the item to be reported.
Date	23-26	Julian date when required by the reporting code in rp 7. Dates for start or change of reporting under codes A-D, F-H, and J will always be shown as the first day of a month. Date to end reporting under code E will always be shown as the last day of a month. When the code in cc 7 is K, L, or M, this field will be left blank. When the code in rp 7 is Z, enter the date by which the one time asset status report is required.

Table E-303
DIC DZE, Asset Status/Transaction Reporting Request—Continued

Field Legend	Record position	Entry and instructions
Blank	27-66	Blank.
Routing identifier code (To)	67-69	RIC of the activity to which the asset status reports and transactions are to be sent.
Reportable item control code	70	RICC from AMDF
Multiuse	71-80	For intraservice and agency use, enter data prescribed by the service or agency. For intraservice agency use, leave blank.

Table E-304
DIC DZF, MILSTRAP Asset Status Reporting(Base, Post, Camp, and Station Level Use)

Field Legend	Record position	Entry and instructions
Document identifier	1-3	Enter DZF.
Routing identifier code (To)	4-6	Enter the RIC of the activity to which the transaction is submitted.
Reporting code	7	Enter proper code from paragraph C-16.
National stock number	8-22	NSN of the item reported.
Unit of issue	23-24	Enter the unit of issue of the item.
Multi-use	25-30	For intra-Service/agency use, enter data prescribed by the Service/agency. For inter-Service/agency use, leave blank.
Routing identifier (From)	31-33	Enter the RIC of the activity preparing the transaction.
Routing identifier	34-36	Enter the RIC of the activity at which the item is stored, if different from the activity preparing the transaction (rp 31-33); otherwise, leave blank.
Date of report	37-40	Julian date of the report which shows assets as of close of business.
Requisitioning objective	41-46	Enter the requisitioning objective quantity established for the item being reported, preceding significant digits with zeros. Quantities in excess of 999,999 will be shown in next transaction. This field will be left blank in ensuing transactions when overflow quantity is not involved.
Due in	47-52	Enter the quantity of the item due in, preceding significant digits with zeros. Quantities in excess of 999,999 will be shown in next transaction. This field will be left blank in ensuing transactions when overflow quantity is not involved.
Multi-use	53-54	For intra-Service/agency use, enter data prescribed by the Service/agency. For inter-service/agency use, leave blank.
Condition	55	Enter condition code of quantity on hand reported in rp 56-61.
Quantity	56-61	Enter quantity on hand preceding significant digits with zeros. (Does not include quantity reserved as indicated in rp 71-76.) Quantities in excess of 999,999 for this condition will be shown in next transaction.
Multi-use	62-63	For intra-Service/agency use, enter data prescribed by the Service/agency. For inter-Service/agency use, leave blank.
Condition	64	Enter condition code of quantity on hand in rp 65-70.
Quantity	65-70	Enter quantity on hand, preceding significant digits with zeros (Does not include quantity reserved as indicated in rp 71-76.) Quantities in excess of 999,999 for this condition will be shown in next transaction.
Quantity reserved	71-76	Enter quantity reserved for special projects/programs. Quantities in excess of 999,999 will be shown in next transaction. This field will be left blank in ensuing transactions when overflow quantity is not involved.
Blank	77-78	Leave blank.
Number of transactions	79-80	Enter the numeric to indicate the total number of transactions being submitted for the NSN entered in rp 8-22. Precede significant digit with a zero.

Table E-305
DIC DZG, MILSTRAP Transaction Reject

Field legend	Record position	Entry and instructions
Document identifier code	1-3	DIC DZG.
Routing identifier code (TO)	4-6	RIC of the activity to which the transaction is being sent.
Other fields	7-53	Perpetuate data from the incoming transaction being rejected.
Correct manager's routing identifier code	54-56	Enter the RIC of correct manager, if known, when code AB is indicated in columns 79-80; otherwise, leave blank.
Rejected document identification	57-59	Enter the DIC from columns 1-3 of the incoming transaction being rejected.
Other fields	60-66	Perpetuate data from the incoming transaction being rejected.
Routing identifier code (FROM)	67-69	Enter the RIC of the activity rejecting the document.
Other fields	70-78	Perpetuate data from the incoming transaction being rejected.
Dual-use	79-80	
Reject advice code	(79-80)	Enter the reject advice code from paragraph C-43, or
MILSTRIP status code	(79-80)	Enter the status code from paragraph C-15b.

Table E-306
DIC DZH, Location Reconciliation Request

Field legend	Record position	Entry and instructions
Document identifier code	1-3	DIC DZH.
Routing identifier code (TO)	4-6	RIC of the ASDA to which the transaction is being sent.
Blank	7	Blank.
NSN	8-22	NSN of the item being requested for reconciliation.
Unit of issue	23-24	Unit of issue of the item.
Quantity	25-34	Enter the quantity, preceding significant digits with zeros; ¹ otherwise, leave blank.
Multi-use	35	Leave blank.
Cutoff date	36-39	Enter the mutually agreed upon cutoff date for location reconciliation. The last digit of the calendar year is entered in rp 36 and the numerical day of the calendar year is entered in record positions 37-39; e.g., 4032 is 1 Feb 84.
Shelf life code	40	Enter the shelf life code applicable to the item.
Controlled inventory item code	41	Enter the controlled inventory item code applicable to the item.
Manager/owner identifier	42	Enter code 1 if activity in rp 4-6 is the integrated materiel manager and code 2 if the activity is an owner, but not the integrated materiel manager. (See note.)
Blank	43	Leave blank.
Transaction reconciliation lot/segment number	44-46	Enter the lot/segment number of the transaction being reconciled (See note); otherwise, leave blank.
Blank	47-59	Leave blank.
Consecutive transaction number	60-66	Enter consecutive number beginning with 0000001 in the first transaction to identify each transaction in the reconciliation.
RIC (From)	67-69	Enter the RIC identifying the storage activity preparing the document.
Ownership/purpose code	70	Enter ownership or purpose code if assets are segregated physically or on the storage activity record (See note); otherwise, leave blank.
Supply condition code	71	Enter the supply condition code of the item being reconciled.
Inventory category code	72	Enter inventory category code if prescribed by the service/agency managing the item; otherwise, leave blank.
Blank	73-75	Leave blank.
Dual-use	76-79	
Multi-use	(76-79)	For Army use, enter the number of infloat documents(DIC DZK) for the condition code; in rp 76-78; leave rp 79 blank. For inter-Service/agency use, leave blank.
OR		
Date packed/expiration date indicator code	(76-78)	For subsistence items only. Enter the code which gives the date packed or expiration date from table C-34.1.
Subsistence type of pack	(79)	For subsistence items only. Enter the subsistence type of pack code from table C-66.
Multi-use	80	Leave blank.

Notes:

¹ May be used intraservice/agency, or interservice/agency when agreed to by the components involved.

Table E-307
DIC DZJ, Transaction History/Custodial Balance Request

Field Legend	Record position	Entry and instructions
Document identifier code (DIC)	1-3	Enter DIC DZJ.
Routing identifier code (To)	4-6	Enter the RIC of the storage activity to which the request is being forwarded.
Type of physical inventory/transaction history code.	7	Enter the proper type of physical inventory/transaction history code for the data being requested.
National stock number (NSN)	8-22	Enter the NSN of the item for the history/balance being requested.
Unit of issue (U/I)	23-24	Enter the U/I of the item for the history/balance being requested.
Transaction history time frame	25-31	Enter data specifying the period for which transaction history is being requested. Leave blank when code Z is entered in column 7.
Blank	(25-28)	Enter transaction history date.
Distribution code	(29-31)	Enter the total number of days' transaction history required.
	32-53	Leave blank.
Lot/segment number	54-56	Enter proper MILSTRIP distribution code if stocks are segregated and maintained by codes reflected in the distribution field; otherwise, leave blank.
Type of media code	57-59	Enter the lot/segment number for controlling the inventory/reconciliation; otherwise, leave blank.
Record date	60	Enter the code which identifies the transaction history transmission media; otherwise, leave blank.
Blank	61-64	Enter the numerical date established on which the custodial record balance is to be taken when Type of Physical Inventory/Transaction History code Y or Z is entered in rp 7; otherwise, leave blank.
RIC (From)	65-66	Leave blank.
Ownership/purpose code	67-69	Enter the RIC identifying the activity from which the request is being forwarded.
Supply condition code	70	Enter the proper ownership/purpose code for the history/balance requested; otherwise, leave blank.
Blank	71	Enter the proper supply condition code for the history/balance requested; otherwise, leave blank.
Transaction date	72	Leave blank.
Blank	73-76	Enter the numerical date on which the transaction is prepared.
	77-80	Leave blank.

Table E-308
DIC DZK, Transaction History Transmittal

Field legend	Record position	Entry and instructions
Document identifier code (DIC)	1-3	Enter DIC DZK.
Routing identifier code (RIC) (To)	4-6	Enter the RIC identifying the activity to which the transaction is being forwarded.
Type of physical inventory/transaction history code.	7	Perpetuate from the DIC DZJ transaction history/custodial balance request; otherwise, enter code W for automatic submission of transaction history.
Other fields	8-29	Perpetuate from the original document. ¹
Document number	30-43	When column 7 of the DIC DZJ request is X or Y and the storage activity has no recorded transactions for the stock number requested, for the dates specified in columns 25-31 of the request, 9-fill this field; otherwise, perpetuate from the original document.
Other fields	44-50	Perpetuate from the original document. ¹
Blank	51	Leave blank.
Fund code	52-53	Perpetuate from the original document. ¹
Original DIC	54-56	Enter the DIC from columns 1-3 of the original document. ¹
Lot/segment number	57-59	Enter the lot/segment number for controlling the inventory/reconciliation; otherwise leave blank.
Contract shipment number	60-66	Perpetuate from the original document. ¹
RIC (From)	67-69	Enter the RIC of the activity from which the transaction is being forwarded.
Other fields	70-72	Perpetuate from the original document. ¹
Julian date	73-76	Enter the date on which the original document was entered on the storage activity record. ¹
Blank	77-80	Leave blank.

Notes:

¹ All references to the 'original document' relate to the document on the storage activity transaction history file; e.g., A5__, D4__, D6__, etc.

Table E-309
DIC FT6, ICP/IMM Follow-up (Materiel Returns Program)

Field legend	Record position	Entry and instructions
Document identifier code	1-3	DIC FT6.
Routing identifier code	4-6	Duplicate from the DIC FTR transaction.
Media and status	7	Duplicate from the DIC FTR transaction.
Stock number	8-22	Duplicate from the DIC FTR transaction.
Unit of issue	23-24	Duplicate from the DIC FTR transaction.
Quantity	25-29	Quantity from DIC FTR transaction or lesser quantity due to cancellation. For ammunition items in FSG 13, quantities exceeding 99,999 will be expressed in thousands by placing an "M" in rp 29. <i>Example:</i> A quantity of 1,950,000 would be expressed as 1950M (1950 in rp 25-28 and an "M" in rp 29). The "M" modifier is an optional feature that can be applied intra-Service/agency and by agreement, inter-Service/agency.
All other fields	30-80	Duplicate from the DIC FTR transaction.

Table E-310
DIC FTA, Automatic Return Notification(Materiel Returns Program)

Field Legend	(Manual) Block No.	(Mechanical) Record Position(s)	Entry and instructions
Send To	A	Not applicable	The appropriate "in-the-clear" name and address corresponding to the Routing Identifier Code may be entered.
Status is from	B	Not applicable	The appropriate "in-the-clear" name and address of the reporting activity may be entered.
Document Identifier Code	1	1-3	DIC FTA.
Routing Identifier Code (RIC) (TO)	2	4-6	RIC of the ICP/IMM to which the document is directed.
Media and Status	3	7	Self-explanatory.
Stock Number	4,5,6	8-22	Self-explanatory.
Unit of Issue	7	23-24	Self-explanatory.
Quantity	8	25-29	Quantity released to the carrier for shipment.
Document Number	9-12	30-43	Self-explanatory.
Blank	13	44	Leave blank.
Supplementary Address	14-15	45-50	When applicable, enter the DODAAC of the "credit to" and/or "ship from" activity. Field may be left blank or filled with numeric zeros when code entry is not applicable. When code entry is not significant to the ICP, a "Y" will be entered in rp 45.
Signal Code	16	51	Self-explanatory.
Fund Code	17	52-53	Self-explanatory.
Routing Identifier Code.	18	54-56	RIC of receiving activity to which automatic shipment is made.
Project Code	19	57-59	When applicable, enter project code 3AL or ARI; otherwise leave blank.
Priority Designator	20	60-61	PD 03, 06, or 13.
Blank	21-22	62-66	Leave blank.
RIC (From)	23	67-69	Enter RIC of the submitter, if applicable.
Blank	23	70	Leave blank.
Condition Code	23	71	Enter condition code.
Blank	23	72-80	Leave blank.

Table E-311
DIC FTC, Cancellation of Customer Excess Report (Materiel Returns Program)

Field legend	Block no	Record position	Entry and instructions
Send to	A	Not applicable	Proper "in-the-clear" name and address corresponding to the RIC may be entered.
Cancellation is	B	Not applicable	Proper "in-the-clear" name and address of the reporting activity may be entered.
Document identifier	1	1-3	DIC FTC.
Routing identifier	2	4-6	RIC as shown in the report of excess transaction (DIC FTE)
Media and status	3	7	Data from original excess report
Stock number	4,5,6	8-22	Data from original excess report.
Unit of issue	7	23-24	Data from original excess report.

Table E-311
DIC FTC, Cancellation of Customer Excess Report (Materiel Returns Program)—Continued

Field legend	Block no	Record position	Entry and instructions
Quantity	8	25-29	Amount being canceled. For ammunition items in FSG 13, quantities exceeding 99,999 will be expressed in thousands by placing an "M" in rp 29. <i>Example:</i> A quantity of 1,950,000 would be expressed as 1950M (1950 in rp 25-28 and an "M" in rp 29). The "M" modifier is an optional feature that can be applied intra-Service/ Agency and by agreement, inter-Service/agency.
All other fields	9-23	30-80	Data as shown in the report of excess transaction(DIC FTE).
Remarks	L-V	Not applicable	Show any required information not provided for in the cancellation format.

Table E-312
DIC FTD, Disposition Instructions Delay Status (Materiel Returns Program)

Field Legend	Record position	Entry and instructions
Document identifier code	1-3	DIC FTD.
Routing identifier code (To)	4-6	RIC of the ICP/IMM or DAAS facility furnishing the status.
Media and status code	7	Same as in DIC FTE or FTF transaction.
Stock number	8-22	Same as in DIC FTE or FTF transaction.
Unit of issue	23-24	Same as in DIC FTE or FTF transaction.
Quantity	25-29	Same as in DIC FTE or FTF transaction.
Document number	30-43	Same as in DIC FTE or FTF transaction.
Suffix code	44	Same as in DIC FTE or FTF transaction.
Supplementary address	45-50	Same as in DIC FTE or FTF transaction.
Signal code	51	Same as in DIC FTE or FTF transaction.
Fund code	52-53	Same as in DIC FTE or FTF transaction.
Blank	54-56	Same as in DIC FTE or FTF transaction.
Project code	57-59	Same as in DIC FTE or FTF transaction.
Blank	60-61	Blank.
Action date	62-64	Numerical calendar day the original document was prepared. (This date must change if the date in rp 70-73 expires and a new FTD with a new date in rp 70-73 is required.)
Status	65-66	Self-explanatory.
Routing identifier code (From)	67-69	Same as in DIC FTE or FTF transaction.
Expected reply date	70-73	Date final disposition instructions from the ICP may be expected.
Blank	74-80	Blank.

Table E-313
DIC FTE, Customer Excess Report/DIC FTG, Customer Excess Report, Part Number Item (Materiel Returns Program)

Field legend	Manual block no.	Mechanized record positions	Entry and instructions
Send to	A	Not applicable	"In-the-clear" address that corresponds to the RIC.
Report is from	B	Not applicable	"In-the-clear" name and address of the reporting activity.
Document identifier code	1	1-3	DIC FTE or DIC FTG (when reporting part number items to DAAS).
Routing identifier code (To)	2	4-6	RIC of the ICP to which the document is sent. For GSA, the RIC will always be GGO regardless of region or commodity.
Media and status code	3	7	Self-explanatory.
Stock number	4,5,6	8-22	Enter NSN or part number. a. For subsistence items only; rp 21 will be type of pack, and rp 22 will be the last digit of the calendar year item was packed. b. When reporting part number items to DAAS (DIC FTG), CAGE and part number will not exceed 8-22 field.
Unit of issue	7	23-24	Self-explanatory.
Quantity	8	25-29	Self-explanatory.

Table E-313**DIC FTE, Customer Excess Report/DIC FTG, Customer Excess Report, Part Number Item (Materiel Returns Program)—Continued**

Field legend	Manual block no.	Mechanized record positions	Entry and instructions
			For ammunition items in FSG 13, quantities exceeding 99,999 will be expressed in thousands by placing an "M" in rp 29. Example: A quantity of 1,950,000 would be expressed as 1950M (1950 in rp 25-28 and an "M" in rp 29). The "M" modifier is an optional feature that can be applied intra-Service/agency and by agreement, inter-Service/agency.
Document number	4-12	30-43	Self-explanatory.
Blank	13	44	Blank.
Supplementary address	14-15	45-50	When applicable, the address code of the "credit to" or "ship from" activity. Leave blank or fill with numeric zeros when code entry does not apply. When code entry is not significant to the ICP, enter an alphabetic "Y" in rp 45.
Signal code	16	51	Self-explanatory.
Fund code	17	52-53	AR 37-12 and paragraph C-10, this regulation, and DOD 4000.25-7-M (MILSBILLS).
Blank	18	54-56	Blank.
Project code	19	57-59	When applicable, code in accordance with service instructions; otherwise, blank.
Blank	20,21	60-64	Blank.
Advice code	22	65-66	Advice code 3T. (DAAS enters this code to show the ICP that the document has been edited.) When code is not required, leave blank.
Routing identifier code (From).	23	67-69	RIC of activity preparing the document, if assigned; otherwise, blank.
Blank	23	70	Blank (unless DAAS enters a "D" to denote DAAS reporting).
Supply condition code	23	71	Paragraph C-22a.
Blank	23	72-80	Blank.
Remarks field	L-V	Not applicable	Any additional required information not provided for in the report format.

Table E-314**DIC FTF, Follow-up for ICP/IMM Reply to Customer Excess Report (Materiel Returns Program)**

Field Legend	Manual block no.	Mechanized record positions	Entry and instructions
Send to	A	Not applicable	"In-the-clear" name and address that correspond to the RIC may be entered.
Follow-up is from	B	Not applicable	"In-the-clear" name and address of the reporting activity may be entered.
Document identifier code	1	1-3	DIC FTF.
All other fields	2-23	4-80	Same as in the report of excess transaction (DIC FTE).
Remarks field	L-V	Not applicable	Any additional required information not provided for in the follow-up format.

Table E-315**DIC FTL, Supply Status (Materiel Returns Program)**

Field legend	(Manual) Block no.	Type status (Mechanical) record position(s)	Entry and instructions
Send to	A	Not applicable	The appropriate "in-the-clear" name and address corresponding to the Routing Identifier Code may be entered.
Status is from	B	Not applicable	The appropriate "in-the-clear" name and address of the reporting activity may be entered.
Document identifier code	1	1-3	Document Identifier Code FTL
Routing identifier code	2	4-6	Data as contained in FTR/FT6 transaction
Media and status	3	7	Data as contained in FTR/FT6 transaction
Stock number	4,5,6	8-22	Data as contained in FTR/FT6 transaction
Unit of issue	7	23-24	Data as contained in FTR/FT6 transaction
Quantity	8	25-29	Enter quantity to be shipped/ available for shipment.
Document number	9-12	30-43	Data as contained in FTR/FT6 transaction
Suffix	13	44	Data as contained in FTR/FT6 transaction
Supplementary address	14-15	45-50	Data as contained in FTR/FT6 transaction

**Table E-315
DIC FTL, Supply Status (Materiel Returns Program)—Continued**

Field legend	(Manual) Block no.	Type status (Mechanical) record position(s)	Entry and instructions
Signal	16	51	Data as contained in FTR/FT6 transaction
Fund	17	52-53	Data as contained in FTR/FT6 transaction
Receiving activity	18	54-56	Data as contained in FTR/FT6 transaction
Estimated shipping date	19	57-59	Estimated date of shipment
Priority	20	60-61	Data as contained in FTR/FT6 transaction
Action date	21	62-64	Julian date of document preparation
Blank	23	65-80	Leave blank.

**Table E-316
DIC FTM, Shipment Status (Materiel Returns Program)**

Field Legend	Block no.	Record position	Entry and instructions
Send to	A	Not applicable	The "in-the-clear" name and address that corresponds to the RIC may be entered.
Status is from	B	Not applicable	The "in-the-clear" name and address for the reporting activity may be entered.
Document identifier code	1	1-3	DIC FTM
Routing identifier code	2	4-6	RIC of ICP furnishing disposition instructions.
Media and status	3	7	As shown in DIC FTR/ARO.
Stock number	4,5,6	8-22	As shown in DIC FTR/ARO.
Unit of issue	7	23-24	As shown in DIC FTR/ARO.
Quantity	8	25-29	Quantity released to the carrier for shipment. For ammunition items in FSG 13, quantities exceeding 99,999 will be expressed in thousands by placing an "M" in rp 29. <i>Example:</i> A quantity of 1,950,000 would be expressed as 1950M (1950 in rp 25-28 and an "M" in rp 29). The "M" modifier is an optional feature that can be applied intra-Service/Agency and by agreement, inter-Service/Agency.
Document number	9-12	30-43	As shown in DIC FTR/ARO.
Suffix code	13	44	As shown in DIC FTR/ARO.
Supplementary address	14-15	45-50	As shown in DIC FTR/ARO.
Signal code	16	51	As shown in DIC FTR/ARO.
Fund code	17	52-53	As shown in DIC FTR/ARO.
Routing identifier code (Receiving activity)	18	54-56	As shown in DIC FTR/ARO.
Release date	19	57-59	Date Materiel released to carrier.
TCN, GBL, or other shipment unit control number	20-23	60-76	Enter TCN; consignor, letter B, and GBL number; consignor, letter I, and insured number for insured parcel post; consignor, letter R, and registration number for registered parcel post; consignor, letter C, and certified mail number for certified mail. For small package carriers— (1) Enter the consignor's DODAAC, rp 60-65. (2) Enter the SCAC of carrier issuing the tariff, rp 66-69. (If SCAC is less than four positions, left justify unused positions with dashes (-); example, AA— and AAA—.) (3) Enter in rp 70-76 the last seven positions of the tariff number (carrier's shipment unit identification number, or other carrier document number). (Right justify unused positions with zeroes (0); for example, Tariff 100 will be entered as 0000100.) NOTE: When the tariff number ends with a suffix letter, do not show suffix. (See AR 55-355, Chapter 39.)
Mode of shipment	23	77	Code identifying the mode of transportation used to move the materiel.
Blank	23	78-80	Blank.
Remarks field	L-V	Not applicable	Use to convey any other information not provided for in the status format.

Table E-317
DIC FTQ, DAAS Customer Excess Report Information Status (Materiel Returns Program)

Field legend	Record position	Entry and instructions
Document identifier code	1-3	DIC FTQ
Routing identifier code	4-6	RIC of DAAS facility.
Media and status code	7	Same as in DIC FTC, FTE, or FTF transaction.
Stock number	8-22	Same as in DIC FTC, FTE, or FTF transaction.
Unit of issue	23-24	Same as in DIC FTC, FTE, or FTF transaction.
Quantity	25-29	Same as in DIC FTC, FTE, or FTF transaction.
Document number	30-43	Same as in DIC FTC, FTE, or FTF transaction.
Blank	44	Same as in DIC FTC, FTE, or FTF transaction.
Supplementary address	45-50	Same as in DIC FTC, FTE, or FTF transaction.
Signal code	51	Same as in DIC FTC, FTE, or FTF transaction.
Fund code	52-53	Same as in DIC FTC, FTE, or FTF transaction.
Receiving depot	54-56	Blank.
Project code	57-59	Same as in DIC FTC, FTE, or FTF transaction.
Blank	60-61	Blank.
Blank	62-64	Blank.
Status code	65-66	Self-explanatory.
Routing identifier code	67-69	RIC of ICP to which all future FT transactions will be directed.
Blank	70-80	Blank.

Table E-318
DIC FTR, Reply to Customer Excess Report(Materiel Returns Program)

Field Legend	Record position	Entry and instructions
Document identifier code	1-3	DIC FTR.
Routing identifier code	4-6	RIC of the ICP furnishing the reply.
Media and status	7	Same as in the excess report unless changed by the ICP.
Stock number	8-22	Same as in the excess report unless changed by the ICP.
Unit of issue	23-24	Same as in the excess report unless changed by the ICP.
Quantity	25-29	Same as in the report of excess transaction (DIC FTE), or partial quantity when split disposition instructions are provided. For ammunition items in FSG 13, quantities exceeding 99,999 will be expressed in thousands by placing an "M" in rp 29. <i>Example:</i> A quantity of 1,950,000 would be expressed as 1950M (1950 in rp 25-28 and an "M" in rp 29). The "M" modifier is an optional feature that can be applied Intra-Service/agency and by agreement, inter-Service/ agency.
Document number	30-43	Same as in the report of excess transaction (DIC FTE).
Suffix	44	Suffix code when applicable.
Supplementary address	45-50	Same as in the report of excess transaction (DIC FTE).
Signal	51	Same as in the report of excess transaction (DIC FTE).
Fund	52-53	Same as in the report of excess transaction (DIC FTE).
Routing identifier code	54-56	RIC of the receiving activity to which materiel is directed for return. Leave blank when no return is directed.
Project	57-59	Same as in the report of excess transaction (DIC FTE).
Priority	60-61	PD of materiel return as directed by the ICP.
Action date	62-64	Numeric calendar day original document was prepared.(This date will also be used when the DIC FTR is produced because of a follow-up DIC FTF.)
Status	65-66	When status code SM is entered, rp 70-73 will contain date when further action should be taken.
Routing identifier code	67-69	RIC of the last known source to which all future DIC FT... transactions will be directed.
Multiuse	70-73	As shown below.
Date	On SM Status 70-73	On status code SM the date when the reporting activity should take further action.
Blank	On other status 70	Blank.
Materiel condition	71	Same as in the report of excess transaction (DIC FTE).
Demilitarization	72-73	RP 72 will contain code assigned by the ICP/IMM as required by DOD 4160.21-M-1, Defense Demilitarization Manual, when available. Entry not required on rejected transactions.RP 73 is reserved for Reclamation Code, Special Reports, etc.
Unit Price	74-80	Unit price applicable to the stock number shown in rp 8-22 when available. Entry not required on rejected transactions.

Table E-319
DIC FTT, Follow-up For ICP/IMM Materiel Receipt Status (Materiel Returns Program)

Field legend	Block no.	Record position	Entry and instructions
Send to	A	Not applicable	Proper "in-the-clear" name and address corresponding to the RIC may be entered.
Follow-up is From	B	Not applicable	Proper "in-the-clear" name and address of the reporting activity may be entered.
Document identifier code	1	1-3	DIC FTT.
All other fields	2-23	4-80	Duplicate from the materiel shipment transaction, DIC FTM.
Remarks field	L-V	Not applicable	Convey any other required information not provided for in the follow-up format.

Table E-320
DIC FTZ, ICP/IMM Materiel Receipt Status(Materiel Returns Program)

Field Legend	Record position	Entry and instructions
Document identifier	1-3	DIC FTZ.
Routing identifier	4-6	RIC of ICP preparing status transaction.
Media and status	7	Same as in the materiel shipment transaction (DIC FTM) or receipt document.
Stock number	8-22	Stock number of materiel received.
Unit of issue	23-24	Unit of issue of materiel received.
Quantity	25-29	Quantity, received in a single materiel condition. Multiple DIC FTZ transactions are provided when a single shipment is received in more than one materiel condition. For ammunition items in FSG 13, quantities exceeding 99,999 will be expressed in thousands by placing an "M" in rp 29. Example: A quantity of 1,950,000 would be expressed as 1950M (1950 in rp 25-28 and an "M" in rp 29). The "M" modifier is an optional feature that can be applied intra-Service/agency and by agreement, inter-Service/agency.
Document number	30-43	Same as in the materiel shipment transaction (DIC FTM).
Suffix	44	Same as in the materiel shipment transaction (DIC FTM).
Supplementary address	45-50	Same as in the materiel shipment transaction (DIC FTM).
Signal	51	Same as in the materiel shipment transaction (DIC FTM).
Fund	52-53	Same as in the materiel shipment transaction (DIC FTM).
Receiving activity	54-56	Same as in the materiel shipment transaction (DIC FTM).
Release date	57-59	Same as in the materiel shipment transaction (DIC FTM).
Priority	60-61	Same as in the materiel shipment transaction (DIC FTM).
Materiel receipt day	62-64	Date materiel received or date credit authorization canceled.
Status	65-66	Self-explanatory.
Routing identifier	67-69	RIC of reporting activity.
Blank	70	Blank.
Materiel condition	71	Code denoting condition of materiel received.
Expected credit	72-80	Credit to be granted in dollars and cents. When no credit is granted, zero fill.

Table E-321
DIC JDP, Front End Screening (FES)Notification

Field Legend	Record Position	Entry and instructions
DIC	1-3	JDP.
RIC (to)	4-6	RIC of NICP.
Blank	7	Reserved.
NSN	8-20	NSN
Reportable vs. nonreportable	21-22	'NR' if nonreportable. Blank if reportable.
Unit of issue	23-24	As recorded in IDMS.
Quantity	25-29	Quantity offered.
Document number	30-43	DTID number for nonreportable property. The excess report number for reportable property with K, L, U, or Z in column 40.(The 11th position of the excess report number.)
Suffix code	44	Entered if recorded with DTID IDMS on nonreportable items only.
Blank	45-47	Reserved.
Property location	48-53	DODAAC of physical location of property.
Screening date	54-57	Automatic Release Date (ARD) for reportable and End of Screening Date (ESD) for nonreportable property.
Blank	58-61	Reserved.
FSC	62-65	FSC from TIR if different than reported.

Table E-321
DIC JDP, Front End Screening (FES) Notification—Continued

Field Legend	Record Position	Entry and instructions
Blank	66	Reserved.
RIC (from)	67–69	S9D if reportable or if a DSC RIC in rp 4–6. DRMO RIC for all others.
Federal condition code	70–71	As recorded in IDMS.
Reimbursement code	72	See table C-48.
Asset location code	73	See table C-44.
Unit price	74–80	As recorded in IDMS. If unit price exceeds \$99,999.99, rp 80 will contain an asterisk and rp 74–79 will represent dollar only.

Table E-322
DIC JT1, IRIS Receipt Notification

Field Legend	Record Position	Entry and instructions
DIC	1–3	JT1.
DIC	1–3	JT1.
RIC (to)	4–6	RIC of submitter as reflected in rp 67–69 of JTH.
	7–66	Perpetuated from rp 7–66 of JTH.
RIC (from)	67–69	S9D.
Blank	70–72	Reserved.
No match advice data	73–80	If no assets are matched, the words 'no match' will appear in this field. If assets are matched, this field will be blank and a DIC JT2 will be furnished.

Table E-323
DIC JT2, IRIS Interrogation Response

Field Legend	Record Position	Entry and instructions
DIC	1–3	JT2
RIC (to)	4–6	RIC of submitter from rp 67–69 of JTH.
IRIS special handling code	7	See table C-49.
NSN	8–20	NSN which matches DIC JTH input.
Management data	21–22	Management data codes on the DTID.
Unit of issue	23–24	Unit of issue as recorded in IDMS.
Quantity assets reported	25–29	Quantity of assets available on the IDMS record for this NSN and cited DTID.
DTID number	30–43	The DTID number.
Suffix code	44	Suffix code, if recorded in IDMS, otherwise blank.
Type of requirement code	45–46	Perpetuated from DIC JTH, if present.
Purge date	47–50	Data field perpetuated from DIC JTH.
Status sequence code	51	See table C-46.
Materiel screening code	52	See table C-43.
Reimbursement code	53	See table C-48.
ARD/ESD	54–57	If property is reportable, this date will be the Asset Release Date (ARD); if nonreportable, the End of Screening Date (ESD).
Blank	58–59	Reserved.
Federal condition code	60–61	See table C-38.
Blank	62–65	Reserved.
Output mode/media code	66	Perpetuated from JTH.
RIC (from)	67–69	S9D.
Demil Code	70	See DOD 4160.21-M-1.
RIC, DRMO	71–73	RIC of the DRMO holding the asset.
Unit price	74–80	Unit price as recorded in IDMS.

Table E-324
DIC JT3, IRIS Notification of Unprocessable Interrogation Input

Field Legend	Record Position	Entry and instructions
DIC	1-3	JT2
RIC (to)	4-6	RIC of submitter as reflected in rp 67-69 of JTH input.
	7-66	Perpetuated from JTH.
RIC (from)	67-69	S9D.
Blank	70-78	Reserved
IRIS return code	79-80	See table C-45.

Table E-325
DIC JTH, IRIS Interrogation Request

Data Element	Record Position	Entry and instructions
DIC	1-3	JTH for all interrogations.
RIC (to)	4-6	S9D.
Blank	7	(DRMS-U use for internal control in FSC interrogations.)
NSN	8-20	NSN (FSC and NIIN). Note: For FSC interrogations, arrangements must be made through DRMS-U.
Additional management data	21-22	May be utilized for Service-unique data.
Unit of issue	23-24	Unit of issue for NIIN.
Quantity	25-29	Quantity required.
Document number	30-43	The field is optional when requesting output via AUTODIN. When requesting hard copy output, rp 30-35 must contain a valid DODAAC to identify the mailing address in the DODAAD. When a valid DODAAC is not available or RIC rp 67-69 is not recorded in DAAS, the interrogator must provide, by separate correspondence to DRMS-U, the 6-position code that will appear in rp 30-35 with the associated mailing address. Those activities without AUTODIN capabilities or a valid DODAAC will submit punched transactions in JTH format to DRMS-U for processing. The rp 36-43 may be used at the discretion of the interrogator.
Blank	44	Reserved.
Type of requirement code	45-46	See table C-50.
Purge data	47-50	Enter the Julian date the requirement is to be purged. Cannot exceed 365 days. For 1-time interrogations, leave blank.
Status sequence code	51	See table C-46.
Blank	52-53	Reserved.
Control date	54-57	Field is primarily intended for internal HQ DRMS use for control of output of date previously provided by past interrogation.
Blank	58-59	Reserved.
Supply condition code	60-61	Enter lowest supply condition code that is acceptable. Input of supply condition code A, B, C, D, E, F, G, or H in rp 60 will provide all assets in that condition code and above. Output will reflect supply condition codes selected and the assigned disposal condition codes. If columns are left blank, entire range of condition codes delineated above will be provided. Note. If field is left blank for FSC 1670 (parachutes), codes S and X will also be provided.
DRMO RIC	62-64	If desired to interrogate a specific DRMO asset file, enter applicable DRMO RIC.
Asset location code	65	If desired, enter asset location code to identify geographical area to which interrogation is to be limited (see table C-44). If blank, all assets will be referred.
Output mode/media	66	Indicate code for desired type of output (see table C-47). If blank, output will be by listing.
RIC (from)	67-69	Enter RIC of activity to be provided resultant output. Must be a valid RIC if output is requested via AUTODIN.
Blank	70-73	Reserved.
Dollar value limitation	74-80	When desired to limit output of low dollar items, this field will contain the minimum line item value (quantity times unit price) of asset desired.

Table E-326
DIC JUA, Final Asset Screening (FAS)Notification

Field Legend	Record Position	Entry and instructions
DIC	1-3	JUA.
RIC (to)	4-6	RIC of NICP.
Blank	7	Reserved.
NSN	8-20	NSN.
Blank	21-22	Reserved.
Unit of issue	23-24	As recorded in IDMS.
Quantity	25-29	Quantity offered.
Document number	30-43	DTID number for nonreportable property. The excess report number for reportable property, with K, L, U, or Z in rp 40.(The 11th position of the excess report number.)
Suffix code	44	Entered if recorded with DTID in IDMS on nonreportable items only.
Blank	45-47	Reserved.
Property location	48-53	DODAAC of physical location of property.
Blank	54-61	Reserved.
FSC	62-65	FSC from TIR if different than reported.
Blank	66	Reserved.
RIC (from)	67-69	S9D if a DSC RIC in rp 4-6. DRMO for all others.
Federal condition code	70-71	As recorded in IDMS.
Reimbursement code	72	See table C-48.
Asset location code	73	See table C-48.
Unit price	74-80	As recorded in IDMS. If unit price exceeds\$99, 999.99, rp 80 will contain an asterisk and rp 74-79 will represent dollars only.

Table E-327
DIC QD__, Routing Identifier Code Interrogation

Field legend	Record Position	Entry and instructions
Document identifier code	1-3	DIC QD . . . (Identifies activity address interrogation.) Type of address code (TAC). 1-TAC1 2-TAC2 3-TAC3 A-All TACs
Routing identifier	4-6	RIC to which response will be sent.
Blank	7	Blank.
Program identifier	8-10	ZZZ. Identifies RIC interrogation.
Interrogated RIC	11-13	RIC being examined.
Blank	14-80	Blank.

Table E-328
DIC QR__, Routing Identifier Code Interrogation Response

Field legend	Record position	Entry and instructions
Document identifier code	1-3	DIC QR . . . (Identifies activity address interrogation response.) Type of Address Code (TAC) 1-TAC1 2-TAC2 3-TAC3 A-All TACs
Routing identifier code (To)	4-6	RIC to (same as rp 4-6 on DIC QD . . .).
Type of address	7	1 (same as rp 3 on DIC QD . . .).
Program identifier	8-10	ZZZ (same as rp 8-10 DIC QD . . .).
Interrogated RIC	11-13	RIC being interrogated (same as rp 11-13 on DIC QD . . .).
RI Code address	14-48	In-the-clear address line. Multiple DIC QR...s will be furnished to provide all lines of the in-the-clear address. The transaction sequences in rp 80 identifies the address line.
Blank	49-57	Blank.
Date	58-62	Date of last action.
Blank	63-66	Blank.
DODAAC	67-72	Associated DODAAC or blank.

Table E-328
DIC QR, Routing Identifier Code Interrogation Response—Continued

Field legend	Record position	Entry and instructions
Blank	73-79	Blank.
Transaction sequence	80	Transaction sequence. This column contains a numeric 1-9 to designate the transaction sequence within a group of transactions constituting one address.

Table E-329
DIC TA1/TA3, Format for Army Additions/Revisions to the DOD Activity Address File

Field Legend	Record Position	Entry and instructions
Document Identifier Code (DIC)	1-3	3 characters—alpha/numeric. The DIC must be TA1 or TA3 and must be entered on each transaction submitted. If TA1 (addition), record must not be on file. If TA3 (change), the record must be a resident on file. If a TA1 and a TAC 1 (parcel post) addition, a UIC record (transaction#5) and a TA1 TAC 3 (bill-to address) must be included. If adding or changing a TAC 2 or a TAC 3, a TAC 1 must be on file.
Blank	4-6	Leave blank.
Type of Address Code (TAC)	7	1 character—numeric. TAC 1—Address to be used for mail, parcel post, and small package shipment. Also used for freight address if no TAC 2 document is submitted. Must be entered in each TAC 1 transaction submitted. TAC 2—Address to be used for freight shipments. Must be entered in each TAC 2 transaction submitted. TAC 3—Address to be used for billing purposes. Must contain fiscal station number (FSN) in rp 44-48 of transaction number 1. Must be entered in each TAC 3 transaction submitted.
Activity Address Code (Service codes A and W only)	8-13	6 characters—alpha/numeric. If a new addition, leave blank, ACSP assigns this code. If not, use the code previously assigned to the unit or activity. Must be entered in each transaction submitted. Service code (A, C, or W). Address code (assigned by ACSP).
In-the-clear Text Name and Address with Requisition Authenticity Code	(8) (9-13) 14-48	The address must not exceed 4 lines (4 transactions) and the last transaction must contain the city, state, and ZIP code, or the country and APO code if an overseas address. The address must contain a valid 9-digit ZIP and APO code and the state or country code must be a 2-position valid abbreviation. When name of activity and address exceed allotted number of positions, use additional transactions numbered in consecutive sequence. In-the-clear text must not exceed four lines and be free of salutatory titles, punctuation, and special characters. City, state/country, Zip/APO code must appear on last line of address in specified columns (city—columns 14-34, state/country—columns 36-37, Zip/APO—columns 39-48). Zip/APO code not required on TAC 2.
	(14-15)	The following DODAAC Requisitioning Authenticity Codes are mandatory entries in rp 14-15 of Transaction 1 for all TAC 1 and TAC 2 submissions.
	(14)	Type unit code: P—Property Book S—Class II/IV/VII or VIII Stock Record Account or any Stock Record Account that is authorized to request Operational Readiness Float (ORF) X—Any other requestor (e.g., PLL, POL, expendable-durable requestor, shop stock, inter-intra service support agreements)
	(15)	Requisition authorization: R—Authorized to requisition. U—Unauthorized to requisition
MACOM use only	(16)	Leave blank or enter MACOM locally assigned code.

Table E-329

DIC TA1/TA3, Format for Army Additions/Revisions to the DOD Activity Address File—Continued

Field Legend	Record Position	Entry and instructions
	(17-48)	Transaction 1: Registered unit name of activity. For TAC 3 enter name of Finance and Accounting in rp 14-43 and Fiscal Station Number in rp 44-48.
	(44-48)	TAC 3 submissions only—Fiscal Station Number. Enter on first transaction of TAC 3 only.
	(14-48)	Transaction 2: Street address or location.
	(14-48)	Transaction 3: City.
	(14-34)	State/country abbreviation.
	(36-37)	Zip plus 4/APO code.
	(39-48)	Note: When the number 3 transaction is used as a continuation of the street or location, the number 4 transaction will contain the city, state/country, and Zip/APO code.
Air Terminal Identifier Code (ATIC)	49-51	3 characters—alpha. Required data for overseas. The ATIC identifies a specific air terminal for a TAC 2 address (freight shipments). When ATIC is used, a WPIC (water port identifier code) must also be furnished. An ATIC when used, must be a valid ATIC as contained in appendix B, DOD 4500.32-R or MAC Sequence Channel list. Enter on first transaction of TAC 2 only.
Standard Point Location Code (SPLC)	52-57	6 characters—numeric. (Listed in National Motor Freight Directory.) Included in addresses for CONUS activities only—applicable in transaction 1 of freight address format (TAC 2) or mail address format (TAC 1) when TAC 1 address is used for both mail and freight.
Effective Date	58-62	5 characters—numeric. Date address becomes effective. The date must be a 5-digit numeric field and must be greater than the current date on file. Rps 58-59 designate the current year and rp 60-62 designate the Julian day of year, 001 to 366. Must be entered in each transaction submitted.
Change Number	63-66	4 characters—numeric. Leave blank. Code assigned by DAAS and ACSP for control purposes. Controls will be established to insure that change numbered transactions are applied to the DODAAF in numerical sequence and to insure a reject if the change number is out of sequence.
Break Bulk Point (BBP)	67-72	6 characters—alpha/numeric. Applicable on TAC 1 or TAC 2 submissions. The BBP must be an activity address code on file and must be entered for oversea activities where consolidated shipments are directed for distribution. For CONUS activities, it is the address to which less than container shipments are directed. A CONUS BBP must appear in Transaction 1 only of both the TAC 1 and TAC 2. An OCONUS BBP must appear in Transaction 1 only in the TAC 2 only. <i>OCONUS activities—</i> a. DSS/ALOC units will enter applicable CONUS CCP. b. Non-DSS/ALOC units with CCP eligible cargo will enter applicable CONUS CCP. c. Non-DSS/ALOC units whose cargo is not eligible for shipment through a CCP will enter activity address code of an oversea destination to which consolidated shipments are directed for distribution. <i>CONUS activities—</i> a. DSS units will enter their designated central receiving point (CRP). b. Non-DSS units will enter their BBP in accordance with US Army Terminal Facilities Guide, AR 55-357. c. Activities with no BBP will enter DODAAC assigned to their activity.
Water Port Identifier Code (WPIC)	73-75	3 characters—alpha/numeric.

Table E-329

DIC TA1/TA3, Format for Army Additions/Revisions to the DOD Activity Address File—Continued

Field Legend	Record Position	Entry and instructions
DSS/ALOC Code	76	<p>The WPIC identifies a specific water port for a TAC 2 address (freight shipments). It will be used only in Transaction 1 of TAC 2 submissions. When a SPLC is used, an ATIC must also be furnished. A WPIC, when used, must be a valid WPIC as contained in Appendix B, DOD 4500.32-R.</p> <p><i>Multi-use.</i> Leaveblank.</p> <p>a. For intra-Army use. The ACSP will enter one of the following DSS/ALOC codes in every transaction of TAC 1 and TAC 2 submission to identify the DSS/ALOC status of the unit.</p> <p>1-DSS units served by Sharpe Army Depot (AOD) 2-ALOC units served by Sharpe Army Depot (AOD) 3-Non-DSS/ALOC units served by Sharpe Army Depot (AOD) 4-DSS units served by Red River Army Depot(AOD) 5-ALOC units served by Red River Army Depot(AOD) 6-Non-DSS/ALOC units served by Red River Army Depot (AOD) 7-DSS units served by New Cumberland Army Depot(AOD) 8-ALOC units served by New Cumberland Army Depot (AOD) 9-Non-DSS/ALOC units served by New Cumberland Army Depot (AOD)</p> <p>b. For inter-service use. Leave blank.</p>
Blank.	77-79	Leave blank.
Transaction Sequence Number	80	A sequence number beginning with 1 and ranging to 4.The maximum number of transactions submitted for one address is 4.(In case of a new address assignment, the UIC record, transaction 5, will also be included.)

Table E-330

DIC TA1/TA3, Format for Contractor Additions/Revisions to the DOD Activity Address File

Field legend	Record positions	Entry and instructions																		
Document identifier code	1-3	3 characters-alpha/numeric. The DIC must be TA1 or TA3 and must be entered on each transaction submitted. If TA1 (addition), record must not be on file. If a TA1 and a TAC 1 (parcel post) addition, CAGE data(transaction 5) and a TA1 TAC3 (bill-to-address) must be included. If adding or changing a TAC 2 or a TAC 3, a TAC 1 must be on file.																		
Blank	4-6	Leave blank.																		
Type of address code (TAC)	7	1 character-numeric TAC 1-Address to be used for mail, parcel post, and small package shipment. Also used for freight address if no TAC 2 address is submitted. Number 1 must be entered in each TAC 1 transaction image submitted. TAC 2-Address to be used for freight shipments.Number 2 must be entered in each TAC 2 transaction image submitted. TAC 3-Address to be used for billing purposes.Number 3 must be entered in each TAC 3 transaction image submitted.																		
Activity address code	8-13 (8) (9)	6 characters-alpha/numeric. If new addition, follow steps below. If not, use the code previously assigned. Entries must be submitted in every transaction. Constant c-Requestor must provide. First position of command FIA code-requestor must provide. Following position codes apply: <table style="margin-left: 20px;"> <tr> <td>Code</td> <td>Activity</td> </tr> <tr> <td>A</td> <td>TRADOC</td> </tr> <tr> <td>B</td> <td>ATCOM (TROOP)</td> </tr> <tr> <td>D</td> <td>AMCCOM (Ammo)</td> </tr> <tr> <td>G</td> <td>CECOM</td> </tr> <tr> <td>H</td> <td>ATCOM (AIR)</td> </tr> <tr> <td>K</td> <td>TACOM</td> </tr> <tr> <td>L</td> <td>MICOM</td> </tr> <tr> <td>M</td> <td>AMCCOM(weapons)</td> </tr> </table>	Code	Activity	A	TRADOC	B	ATCOM (TROOP)	D	AMCCOM (Ammo)	G	CECOM	H	ATCOM (AIR)	K	TACOM	L	MICOM	M	AMCCOM(weapons)
Code	Activity																			
A	TRADOC																			
B	ATCOM (TROOP)																			
D	AMCCOM (Ammo)																			
G	CECOM																			
H	ATCOM (AIR)																			
K	TACOM																			
L	MICOM																			
M	AMCCOM(weapons)																			

Table E-330
DIC TA1/TA3, Format for Contractor Additions/Revisions to the DOD Activity Address File—Continued

Field legend	Record positions	Entry and instructions
		N FORSCOM
		W JAPAN
		Y EUROPE
		0 AMC
		1 ISC
		2 WESTCOM
		3 SOUTHCOM
		4 HQDA
		5 INSCOM
		6 Corps of Engineers
	(10)	Subcommand code responsible for monitoring contract-requestor provided. Constant 0 except for the following activities:
		Activity Code Subcommand
		AMCCOM A Rock Island
		AMCCOM B Dover
		AMCCOM C Aberdeen
		CECOM O Ft Monmouth
		CECOM A Vint Hill Farms
		ATCOM (AIR) O St. Louis
		ATCOM (AIR) A Ft. Eustis
		ISC A 5th Signal Cmd
		ISC B 7th Signal
		ISC E USAISEC
		ISC F 11th Signal Bde
		ISC J 1st Signal Bde
		ISC L 1106th Signal Bde
		ISC M USAISC-CIDC
		ISC P USAISC-INSCOM
		ISC R USARCCO
In-the-clear text name and address with requisition authenticity code	14-48	The address must not exceed 4 lines (4 transactions) and the last transaction must contain the city, state, and ZIP code, or the country code if an overseas address. The address must contain a valid 9-digit ZIP code and the state or country must be a valid 2-position abbreviation. When name of contractor and address exceed allotted number of positions, use additional transactions numbered in the consecutive sequence. In-the-clear text must not exceed four lines and be free of salutary titles, punctuation, and special characters. City, state/country, and ZIP code must appear on last line of address in specified columns (city-columns 14-34, state/country-columns 36-37, Zip code-columns 39-48). Note: Zip code not required on TAC 2.
	(14-16)	The following DODAAC requisitioning authenticity codes are mandatory entries in rp 14-15 of transaction 1 for all TAC 1 and TAC 2 submissions.
	(14)	Type Unit Code: Constant X-For C series DODAAACS.
	(15)	Requisition Authorization: R-Authorized to requisition. U-Unauthorized to requisition.
MACOM use only	(16) (17-48)	Leave blank or enter MACOM locally assigned code. Transaction 1: (left justified) Registered name of contractor. For TAC 3, enter name of Finance and Accounting in rp 14-43 and Fiscal Station Number in 44-48.
	(44-48)	TAC 3 only-Fiscal Station Number. Enter on first transaction only.
	(14-48)	Transaction 2: (left justified) Street address or location.
	(14-48)	Transaction 3:
	(14-34)	City.
	(36-37)	State/country abbreviation.
	(39-48)	Zip plus 4. Note: When the number 3 transaction is used as a continuation of the street or location, the number 4 transaction will contain the city, state/country, and ZIP/APO.
Air Terminal identifier	49-51	3 characters-alpha.

Table E-330
DIC TA1/TA3, Format for Contractor Additions/Revisions to the DOD Activity Address File—Continued

Field legend	Record positions	Entry and instructions
		Required data for overseas. The ATIC identifies air terminal for a TAC 2 address (freight shipments). When ATIC is used, a water port identifier code (WPIC) must also be furnished rp 73-75. An ATIC when used, must be a valid ATIC as contained in appendix B, DOD 4500.32-R or MAC Sequence Channel list. Enter on first transaction of TAC 2 only.
Standard point location code (SPLC)	52-57	6 characters-numeric. Listed in National Motor Freight Directory. Included in addresses for CONUS contractors-only applicable in transaction 1 of freight address format (TAC 2) or mail address format (TAC 1) when TAC 1 address is used for both mail and freight.
Effective date	58-62	5 characters-numeric. Date address becomes effective. The date must be a 5-digit numeric field and must be greater than the current date on file. Record positions 58-59 designate the current year and 60-62 designate the current year and 60-62 designate the julian day of year, 001 to 366. Must be entered in each transaction submitted.
Change number	63-66	4 characters-numeric. Leave blank. Code assigned by DAAS and ACSP for control purposes. Controls will be established to insure that the change numbered transactions are applied to the DODAAF in numerical sequence and to indicate an error if the change number is out of sequence.
Break bulk point	67-72	6 characters-alpha/numeric. Blank on TA1. If TA3 enter, DODAAC already assigned.
Water port identifier code (WPIC)	73-75	3 characters-alpha/ numeric. The WPIC identifies a specific water port for a TAC 2 address (freight shipments). It will only be used in transaction 1 of TAC 2 submissions. When a SPLC is used, an ATIC must also be furnished. A WPIC, when used, must be in valid WPIC as contained in appendix B, DOD 4500.32-R.
Blank	76-79	Leave blank.
Transaction sequence number	80	A sequence number beginning with 1 and ranging to 4. The maximum number of transactions submitted for one address is 4.

Table E-331
DIC TA1/TA3, Format for Submitting Mobilization File Data to the DOD Activity Address File

Field Legend	Record Position	Entry and instructions
Document Identifier Code (DIC)	1-3	TA1-adds data to mobilization file. TA3-revises address information on an existing DODAAC. TA4-use format in paragraph E-314c.
Mobilization Installation Code	4-5	A two-position alpha/numeric code that shows the installation where the DODAAC/unit is assigned upon mobilization.
Operation Plan	6	A one-numeric code that shows the Operation Plan where a DODAAC belongs.
Type of Address Code (TAC)	7	TAC 1-address to be used for mail, parcel post, and small package shipment. Also used for freight address if no TAC 2 is submitted. TAC 2-address to be used for freight shipments with Army Technical Facilities Guides (AR 55 series) and military services consignment publications.

Table E-331
DIC TA1/TA3, Format for Submitting Mobilization File Data to the DOD Activity Address File—Continued

Field Legend	Record Position	Entry and instructions
Activity Address Code	8-13 (8) (9-13)	TAC 3—address to be used for billing purposes. Must contain fiscal station number (FSN) in rp 44-48 of transaction number 1. Service code (A, C, or W) Address code (assigned by ACSP)
In-the-clear text Name and Address	14-48	<i>Transaction 1</i> —name of activity. For TAC 3 transactions, enter name of Finance and Accounting Office in rp 14-43 and fiscal station number (FSN) in rp 44-48. <i>Transaction 2</i> —street address or location. <i>Transaction 3</i> —city, state, and ZIP code. When name of activity and address exceed allotted number of positions, use additional transactions numbered in consecutive sequence. In-the-clear text must not exceed four lines and be free of salutatory titles, punctuation, and special characters. When address consists of four lines postal code must be placed at end of fourth line (see address example, para 9-3c).
Air Terminal Identifier Code (ATIC)	49-51	A three-position code identifying a specific air terminal. These codes are explained in DOD 4500.32-R. (Applicable on TAC 2 overseas submissions).
Standard Point Location Code (SPLC)	52-57	Included in addresses for CONUS activities only—applicable in transaction 1 of freight address format (TAC 2) or mail address format (TAC 1) when TAC 1 address is used for both mail and freight.
Blank	58-62	Leave blank.
Mobilization Sequence Code	63-66 (63) (64-66)	Constant 'M.' Numeric sequence number beginning with 001 which shows the sequence of release from the file.
Break Bulk Point (BBP)	67-72	Applicable on TAC 1 or 2 submissions. <i>Oversea activities</i> — a. DSS/ALOC units will enter applicable CONUS CCP on TAC 1 and TAC 2 submissions. b. Non-DSS/ALOC units with CCP eligible cargo will enter applicable CONUS CCP c. Non-DSS/ALOC units whose cargo is not eligible for shipment through a CCP will enter activity address code of an oversea destination to which consolidated shipments are directed for distribution. <i>CONUS activities</i> — a. DSS units will enter their designated central receiving point (CRP). b. Non-DSS units will enter their BBP in accordance with U.S. Army Terminal Facilities Guide, AR 55-357.
Water Port Identifier Code	73-75	A three-position code identifying a specific water port. These codes are explained in DOD 4500.32-R. (Applicable on TAC 2 overseas submissions.)
Blank	76-79	Leave blank.
Transaction Sequence Number	80	Sequence number beginning with 1 to a maximum of 4.

Table E-332
DIC TA1/TA3, Submitting DOD Activity Address Code/Unit Identification Code (DODAAC/UIC) Cross-Reference Data

Field Legend	Record Position	Entry and instructions
DIC	1-3	TA (addition). TA3 (revision).
Blank	4-6	Leave blank.
Type address code	7	1 (constant).
Activity address code	8-13	Addition—leave blank. Revision enter applicable code.
Blank	14-18	Leave blank.
Unit Identification Code (UIC)	19-24	Addition—enter UIC of unit or activity requesting address code. Revision—enter new UIC of unit or activity assigned address code.

Table E-332
DIC TA1/TA3, Submitting DOD Activity Address Code/Unit Identification Code (DODAAC/UIC)Cross-Reference Data—Continued

Field Legend	Record Position	Entry and instructions
Blank	25-39	Leave blank.
Unit Identification Data	40-45	Addition—leave blank. Revision enter old UIC data previously submitted requiring a revision or correction on DODAAC/UIC cross-reference file.
Blank	46-57	Leave blank.
Effective Date	58-62 (58-59) (60-62)	Year Day of year (001 through 366).
Blank	63-79	Leave blank.
Transaction sequence number	80	Constant 5.

Table E-333
DIC TA1/TA3, Submitting DOD Activity Address Code/Commercial and Government Entity Code (DODAAC/CAGE)Data

Field Legend	Record Position	Entry and instructions
Document Identifier Code (DIC)	1-3	TA1 (Addition). TA3 (Revision).
Blank	4-6	Leave blank.
Type Address Code	7	1 (Constant).
Activity Address Code	8-13 (8) (9)	For TA1, follow steps below. If TA3, enter DODAAC already assigned. Constant C. First position of command FIA code. Requestor must provide. Following position codes apply:
		Code
		Activity
		A TRADOC
		B ATCOM (TROOP)
		D AMCCOM (ammo)
		G CECOM
		H ATCOM (AIR)
		K TACOM
		L MICOM
		M AMCCOM (weapons)
		N FORSCOM
		W JAPAN
		Y EUROPE
		O AMC
		1 ISC
		2 WESTCOM
		3 SOUTHCOM
		4 HQDA
		5 INSCOM
		6 Corps of Engineers
	(10)	Subcommand code responsible for monitoring contract-requestor provided. Constant 0 except for the following activities:
		<i>Activity Code Subcommand</i>
		AMCCOM A Rock Island
		AMCCOM B Dover
		AMCCOM C Aberdeen
		CECOM 0 Ft Monmouth
		CECOM A USACEA-Vint Hill Farms
		ATCOM (AIR) 0 St. Louis
		ATCOM (AIR) A Ft. Eustis
		ISC A 5th Signal Cmd
		APO NY
		ISC B 7th Signal
		Ft Ritchie
		ISC D USAISEC
		Ft Belvoir
		ISC. E USAISEC
		Ft Monmouth
		ISC F 11th Signal Bde
		Ft Huachuca
		ISC G US Garrison
		Ft Huachuca
		ISC J 1st Signal Bde
		APO SF
		ISC K USAISC-Japan
		APO SF
		ISC L USAISC-WESTCOM

Table E-333

DIC TA1/TA3, Submitting DOD Activity Address Code/Commercial and Government Entity Code (DODAAC/CAGE)Data—Continued

Field Legend	Record Position	Entry and instructions
		ISC M Ft Shafter USAISC-CIDC Falls Church VA
		ISC N USAISSAA Alexandria VA
		ISC P USAISC-INSCOM Arlington VA
		ISC R USARCCO Ft Huachuca
		ISC T USAISC-SBNA Ft Belvoir
		ISC Y HCA Office, West Ft Huachuca
Blank.	(11-13)	Leave blank.
Blank	14-29	Leave blank.
Subcontractor Cage Code	30-34	Enter Subcontractor Cage code (if applicable).
Blank	35-46	Leave blank.
Commercial and Government Entity (CAGE) Code(formerly FSCM)	47-51	5 characters-alpha numeric. Enter the CAGE code applicable to the contractor for whose contract the DODAAC is being requested. The CAGE code is assigned to commercial entities registered to do business with the U.S. Government. The entity code is listed in Supply Bulletins(SBs): SB 708-41, SB 708-42, SB 708-81, and SB 708-82. When a code is not listed in these SBs, the manufacturer must submit DD Form 2051 (Request for Assignment of a Commercial and Government Entity Code) through the Army Contracting Officer to the Defense Logistics Services Center, ATTN:DLSC-CGC, Federal Center, Battle Creek, MI 49016.
Blank.	52	Leave blank.
Contract Expiration Date	53-57	5 characters-numeric. The Julian Date the contract terminates.
Effective Date	58-62 (58-59)	Date address becomes effective (same as TAC 1, 2, and 3). Year
Contract number	(60-62) 63-75	Day of Year (001 through 366) characters-alpha/numeric. (left justified) When the 9th position of the contract number is a D or G, a delivery order number is required. If the 9th position is a C, M, or P, no delivery order number is required.
Delivery order number	76-79	If 9th position of contract is D or G, enter delivery order number on contract. If not, leave blank.
Transaction Sequence No.	80	Constant 5.

Table E-334

DIC TA4, Deletions from the DOD Activity Address File

Field Legend	Record position	Entry and instructions
Document Identifier Code (DIC)	1-3	Enter TA4 to delete a DODAAC or type of address from file
Blank	4-6	Leave blank.
Type of Address Code (TAC)	7	One transaction for each TAC with 1, 2, 3 in rp 7 needs to be submitted to delete entire DODAAC from file. Submission of one transaction with "2" in rp 7 will delete only TAC 2 (freight/shipping address). The TAC 3 (billing address) cannot be deleted without deleting entire DODAAC.
Activity Address Code	8-13	Enter applicable DODAAC.
Blank	14-57	Leave blank.
Effective Date	58-62 (58-59)	Date deletion becomes effective in logistics systems. Year
Blank	(60-62) 63-66	Day of year (001 through 366) Leave blank (reserved for DAAS and ACSP assignment of a control number).
Blank	67-79	Leave blank.
Card sequence number	80	Enter sequence number 1.

Table E-335
DIC TTG, Shipment Receipt Lift

Field legend	Record position	Entry and instructions
Document identifier code	1-3	DIC TTG.
Vehicle trailer or container serial number	4-8	Roll-on/roll-off trailer or container, sets, or systems number.
Consignor/container owner code	9-14	Activity address code of shipper.
Commodity code	15-17	See DOD 4500.32-R.
Port of embarkation lift date	18-20	Numeric day of calendar year materiel was lifted.
Port of embarkation	21-23	See DOD 4500.32-R
Port of debarkation	24-26	See DOD 4500.32-R.
Mode to POE	27	See DOD 4500.32-R.
Type of pack	28-29	See DOD 4500.32-R.
Transportation control number	30-46	See DOD 4500.32-R.
Consignee	47-52	Activity address code of the ship-to-address.
Transportation priority	53	See DOD 4500.32-R.
Date received in terminal	54-56	Numeric day of calendar year materiel was received at terminal.
Project code	57-59	Same as on original requisition.
Consignor ship date	60-62	Self-explanatory.
Vessel voyage number	63-67	Self-explanatory.
Number of pieces	68-71	Self-explanatory
Weight	72-76	Total weight of shipment in pounds.
Cube	77-80	Total cube of shipment in cubic feet.

Table E-336
DIC X88, DODAAC Ancillary Data

Field Legend	Record Position	Entry and instructions
Document Identifier Code (DIC)	1-3	Constant X88.
Ancillary DODAAC Requisitioning Authenticity Code	4	0-Not coded 1-PR (Property Book - Authorized to requisition) 2-SR (Stock Record Account - Authorized to requisition) 3-XR (Other - Authorized to requisition) 4-PU (Property Book - Not authorized to requisition) 5-SU (Stock Record Account - Not authorized to requisition) 6-XU (Other-Not authorized to requisition)
Blank	5-7	Blank
Activity Address Code	8-13 (8) (9-13)	Service Code (A, C, or W). Computer generated.
Major Command (MACOM)	14-23	MACOM name.
Commercial and Government Entity (CAGE) Code	24-28	<i>5 characters-alpha/numeric.</i> CAGE code applicable to the contractor for whose contract the DODAAC is assigned.
Blank	29	Blank.
Contract/ Delivery Order No.	30-46	<i>13 or 17 characters -alpha/numeric.</i> (whichever is applicable) The number of the contract/delivery order for which a DODAAC is assigned.
Blank	47-51	Blank.
Multi-use	52-57	
Unit Identification Code (UIC)	(52-57)	UIC.
Subcontractor Commercial and Government Entity (CAGE)code	(52-56)	Subcontractor's CAGE code, as applicable
Blank	(57)	Leave blank.
Effective Date	58-62	Julian Date.
Broadcast Number	63-66	Army Central Service Broadcast Number.
Contract/Delivery Order Expiration Date	67-71	Date contract/delivery order expires.
Blank	72-75	Blank.
State/Country Code	76-77	Appropriate state/country code.
Blank	78	Blank.
Search Code	79	To be assigned by ACSP.
Transaction Sequence Number	80	Constant 6.

Table E-337
Release and Receipt Document Information(DD Form 1348-1)

Block	Title	Entry and instructions
A	Shipped from	Address of the activity that is shipping the materiel (may be "in-the-clear" or coded). This address, when shown will be entered at point of preparation.
B	Ship to	Address of the consignee (may be "in-the-clear" or coded). This address, when shown, will be entered at the point of preparation. If print position 51 contains an A-D, this block will contain the address for print positions 30-35. When print position 51 contains a J-M, this block will show the address for print positions 45-50.
C	Mark for	Same as data entered in print positions 45-50. These data when shown will be entered at point of preparation.
D	Project	Same data as shown in print positions 57-59. These data, when shown, will be entered at point of preparation.
E	Total price	Total of data in print positions 74-80 (unit price) multiplied by data in print positions 25-29 (quantity). These data, when shown will be entered at point of preparation. Mandatory for FMS.
F	Warehouse location	Physical location from which the materiel is to be selected. The preparing activity will enter data. This depends on the capability to produce the data.
G	Type of cargo	Code to show the type of cargo. Data will be entered at point of document preparation (DOD 4500.32-R).
H	Unit pack	Total number of issue units in a package.
I-M and U	All blocks	Self-explanatory. When used, the preparing activity will complete these blocks. This depends on the capability to produce the data.
N	Controlled inventory item/ARMS ammunition and explosives security risk/pilferage codes	Enter applicable code from the AMDF or other authorized source (See Table 7-18, AR 708-1, for codes) when appropriate. Otherwise, leave blank.
R, S, V, W, & Y	Blank	For internal use only.
O	Document data	Calendar day of year, Enter the day the document was prepared.
P	Supply condition code	Actual condition of the materiel to be shipped.
Q	Quantity	Same data as in print positions 25-29. Data will be entered at point of preparation.
T	Substitute data	Original stock or part number requested when item shipped is a substituted or corrected number. When this block is used, the preparing activity will enter the data. This depends on the capability to produce the data.
X	Item nomenclature	Item nomenclature of the item actually shipped (ILP only). Data will be entered at the point of preparation.
1	Selected by and date	Filled in by person (or persons) who does the physical selecting and will show the consecutive calendar day this was completed.
2	Type of container	A code to show the type of container. (See type of pack codes, DOD 4500.32-R).
3	Total weight	Used by the shipper to recapitulate the total weight of the shipment unit.
4	Packed by and date	Completed by the person who packs the materiel, and will show the consecutive calendar day that the materiel was packed.
5	Number of containers	The shipping container number and the total of number of containers in a shipment, as specified in MIL-STD-129D. The shipping container number will show the specific container in which the item is packed, as shown on the DD Form 1348-1. Example: 7/12-container number 7 of a 12-container shipment. When an item is shipped in more than one container of a shipment, the container numbers and the number of containers will be entered as: 3, 5, 7/12-container numbers 3,5, and 7 of a 12-container shipment.
6	Total cube	Used by the shipper to recapitulate the total cube of the shipment unit.
7-10	Received and date, inspected by and date, warehoused by and date, and warehouse location	May be used by the consignee.

Table E-337
Release and Receipt Document Information(DD Form 1348-1)—Continued

Block	Title	Entry and instructions
AA-GG	Remarks	Provide for any special notes or instructions deemed appropriate. (When block contains a controlled inventory item SEC code indicating a shipment of AA&E items, enter the serial numbers or ammunition lots included in this shipment.)
11-15	First destination address, date shipped, transportation chargeable to, bill of lading and receiver's document number	Self-explanatory.

Appendix F
Use of Decision Tables

F-1. General

This appendix explains the use of decision tables (see figure F-1). A decision table briefly states conditions and under what conditions the action should be taken. The structure of a decision table is explained in detail in paragraph F-2.

F-2. Example

The example below highlights conditions and related actions for assigning signal codes to requisitions. Each column to the right of

the vertical double line is regarded as a rule. Each rule is examined individually reading from top to bottom. The entries above the horizontal double line are conditions. Decision as to whether the condition does or does not exist is indicated by a Y (meaning yes) or a blank (meaning no) in the boxes under a given rule. The entries below the horizontal double line are actions to be taken, based on the existing conditions. Actions to be taken under a given rule, are indicated by X (meaning execute) or a blank (meaning do not execute) in the boxes under that rule.

<u>USE OF SIGNAL CODES</u>		<u>RULE NUMBERS</u>				
		1	2	3	4	5
Condition Stub	Condition					
	Ship to Requisitioner (cc 30-35)	Y	Y	Y	Y	
	Ship to Supplementary Address (cc 45-50)					Y
	Bill Requisitioner (cc 30-35)	Y				Y
	Bill Supplementary Address (cc 45-50)		Y			
	Bill activity indicated in cc 52			Y		
	No billing required-Free issue				Y	
Action Stub	Action					
	Enter Signal Code "A" (cc 51)	X				
	Enter Signal Code "B"		X			
	Enter Signal Code "C"			X		
	Enter Signal Code "D"				X	
	Enter Signal Code "J"					X

Figure F-1. Use of decision tables

Appendix G Form/Code/Transaction Cross Reference

Section I Form Cross Reference

DD Form 1348 (DOD Single Line Item Requisition System Document (Manual))
(Para B-1, fig B-1.)

DD Form 1348M (DOD Single Line Item Requisition System Document (Mechanical))
(Para B-2, fig B-2.)

DD Form 1348-1 (DOD Single Line Item Release/Receipt Document)
(Para B-3, tables B-1 through B-4, fig B-3.)

DD Form 1348-1Automated (issue Release/Receipt Document)
(Para B-4, tables B-5 through B-9, figs B-4 through B-8) and
Automated Packing List (para B-5, table B-10, fig B-9.)

DD Form 1348-1A (DOD Single Line Item Release/Receipt Document with Address Label Attached)
(Para B-6, table B-1 1, fig B-10.)

DD Form 1348-2 (DOD Issue Release/Receipt Document with Address Label Attached)
(Para B-7, fig B- 11.)

DD Form 1348-5 (Notice of Availability/Shipment)
(Para B-8, fig B-12.)

DD Form 1348-6 (DOD Single Line Item Requisition System Document (Manual-Long Form))
(Para B-9, table B-12, fig B-13.)

DD Form 1486 (DOD Materiel Receipt Document)
(Para B-10, fig B-14.)

DD Form 1487 (DOD Materiel Adjustment Document)
(Para B-11, fig B-15.)

DA Form 2510 (Storage Item Data Change Document)
(Para B-12, fig B-16.)

SF 344 (Multiuse Standard Requisitioning/Issue System Document)
(Para B-13, fig B-17.)

Section II Code Cross Reference

Document Identifier codes (rp, 1-3)
(Para C-1, tables C-1 through C-9.)

Routing Identifier codes (rp 4-6,67-69,74-76)
(Para C-2.)

Media and status (M&S) codes (rp 7)
(Para C-3, tables C-10 through C-13.)

Stock or part number (rules for entry) (rp 8-22)
(Para C-4.)

Document number entries
(Para C-5, table C-14.)

Service/agency codes
(Para C-6, tables C-15 and C-16.)

Demand and suffix codes (rp 44)
(Para C-7, tables C-17 through C-18.)

Supplementary address codes (rp 45-50)
(Para C-8.)

Signal codes (rp 51)
(Para C-9, tables C-19 and C-20.)

Fund codes (rp 62-53)
(Para C-10, table C-21.)

Distribution codes (rp 54)
(Para C-1 1, table C-22.)

Type requirement codes (rp 55-56)
(Para C-12, table C-23.)

Project codes (rp 57-59)
(Para C-13, tables C-24 through C-27.)

Priority designators, standard and required delivery dates (rp 60-61 and rp 62-64)
(Para C-14.)

Advice and status codes (rp 65-66)
(Para C-15, tables C-28 through C-31.)

Asset status and transaction reporting codes
(Para C-16, table C-32.)

Automatic data processing equipment (ADPE)Identification codes
(Para C-17, table C-33.)

Competitive characteristics code
(Para C-17-1, table C-33. 1.)

Cooperative logistics program support codes (CLPSC)
(Para C-18, table C-34.)

Date packed/expiration date indicator codes
(Para C-18. 1, table C-34.1)

Disposal authority codes
(Para C-19, table C-35.)

End Item code (EIC)
(Para C-20.)

Error classification codes
(Para C-21, tables C-36 and C-37.)

Federal condition codes
(Para C-22, tables C-38 and C-39.)

Foreign Military Sales (FMS) delivery term codes
(Para C-23, table C-40.)

FMS offer release option codes
(Para C-24, table C-41.)

International Logistics Program (ILP) type of assistance and financing codes
(Para C-25, table C-42.)

Interrogation Requirements Information System (IRIS)correlation of materiel screening codes and Integrated Disposal Management System (IDMS) status codes
(Para C-26, table C-43.)

IRIS IDMS asset location codes
(Para C-27, table C-44.)

IRIS IDMS interrogation return codes
(Para C-28, table C-45.)

IRIS IDMS status sequence codes
(Para C-29, table C-46.)

IRIS Interrogation output mode/media codes
(Para C-30, table C-47.)

IRIS reimbursement codes
(Para C-31, table C-48.)

IRIS special handling codes
(Para C-32, table C-49.)

IRIS type of requirement codes
(Para C-33, table C-50.)

Item data correction and change codes
(Para C-34, table C-51.)

Management codes
(Para C-35, tables C-52 through C-57.)

MILSTAMP Mode/Method of Shipment Codes
(Para C-36, table C-58.)

Ownership and purpose codes
(Para C-37, tables C-59 and C-60.)

Precious metals Indicator codes (PMIC)
(Para C-38, table C-61.)

Review period indicator codes
(Para C-38.1, table C-61.1.)

Shelf life codes
(Para C-39, tables C-62 through C-64.)

Shipment hold codes
(Para C-40, table C-65.)

Small arms transaction codes
(Para C-41.)

Subsistence type of pack codes
(Para C-42, table C-66.)

Reject advice codes (MILSTRAP)
(Para C-43, table C-67.)

Transportation bill codes
(Para C-43.1, table C-67.1.)

Type of contractor codes
(Para C-43.2, table C-67.2.)

Type due-in Indicator code
(Para C-43.3, table C-67.3.)

Type inspection codes
(Para C-43.4, table C-67.4.)

Type of media codes
(Para C-44, table C-68.)

Type of physical Inventory/transaction history codes
(Para C-45, table C-69.)

DODAAF Edit Error Codes
(Para C-46, table C-70.)

Section III Transaction (DIC) Cross Reference

DIC A0__
Requisition, para E-1, table E-1

DIC A0__
Pre-positioned requisition for OPLAN, or Mobilization Station/
Training Base Installation requirements, para E-2, table E-2

DIC A02/A0B
Part number and non-NSN requisition (mechanical), para E-3, table
E-3

DIC A2__
Redistribution order, para E-4, table E-4

DIC A3__
Passing order, para E-5, table E-5

DIC A4__
Referral order, para E-6, table E-6

DIC A5__
Materiel release order (MRO), para E-7, table E-7

AIC A5J
Disposal release order, para E-8, table E-8

DIC A6__
Materiel release order denial, para E-9, table E-9

DIC A6J
Disposal release order denial, para E-10, table E-10

DIC ABI/AB2/AB3/AB8
Direct delivery notice, para E-11, table E-11

DIC AC1, AC2, AC3
Requisitioner single line cancellation, para E-12, table E-12

DIC AC6, AC7
Supply source cancellation (issues from stock), para E-13, table
E-13

DIC ACJ
Disposal release cancellation, para E-8, table E-8

DIC ACM, ACP
ICP cancellation (ICP to procurement), para E-14, table E-14

DIC AD1/AD3/ADR
FMS notice of availability (NOA) key document, para E-15, table
E-15

DIC AD2/AD4
FMS notice of availability (NOA) detail document, para E-16, table
E-16

DIC AD5
FMS notice of availability (NOA) reply, para F, 17, table E-17

DIC AE__
Supply status, para E-18, table E-18

DIC AEJ
Disposal supply status, para E-32, table E-34

DIC AF__
Followup, para E-19, tables E-19 and E-20

DIC AF6
Materiel release order follow-up, para E-7, table E-7

DIC AFJ
Disposal release follow-up, para E-8, table E-8

DIC AFT
Request for shipment tracing on registered, insured, and certified parcel post, para. E-20, table E-21

DIC AFX/AFZ
Disposal shipment confirmation follow-up, para E-21, tables B-22 and E-23

DIC AFY
Followup, para E-19, table E-20

DIC AG6
Reply to cancellation request, para E-13, table E-13

DIC AGJ
Reply to disposal release cancellation, para E-8, table E-8

DIC AK1/AK2/AK3
Followup on single line cancellation requests, para E-22, table E-24

DIC AK6
Supply source follow-up on single line cancellation requests, para E-23, table E-25

DIC AKJ
Disposal release follow-up on cancellation, para E-8, table E-8

DIC AM__
Requisition modifier, para E-24, table E-26

DIC AMF/AMP
Document modifier (ICP to procurement), para. E-25, table E-27

DIC AN__
Materiel obligation validation request, para E-26, table E-28

DIC AN9/ANZ
Materiel obligation validation request document, para E-27, table E-29

DIC AP__
Materiel obligation validation response, Para E-28, table E-30

DIC AP8
DAAS MOV response, Para E-28.1, table E-30.1

DIC AP9/APX
Receipt confirmation for back order validation request, Para E-29, table E-31

DIC APR
MOV reinstatement request, Para E-30, table E-32

DIC AR0/ARA/ARB
Materiel release confirmation, Para E-31, table E-33

DIC ARJ/ARK/ARL
Disposal release confirmation DRC, Para E-32, table E-34

DIC AS1-5/AS8, or ASY
Shipment status, Para E-33, table E-35

DIC ASZ
Disposal shipment confirmation, Para E-34, table E-36

DIC AT__
Followup, Para E-19, tables E-19 and E-20

DIC AU0/AUA/AUB
Reply to cancellation request-materiel release confirmation, Para E-31, table E-33

DIC AU1-5, AU7, or AU8
Reply to cancellation request-shipment status, Para E-33, table E-35

DIC AX1
NICP GFM validation request, Para E-35, table E-37

DIC AX2
MCA GFM validation response, Para E-36, table E-38

DIC B05
DIC A05 image, Para E-37, table E-39

DIC BOE
DIC AOE image, Para E-38, table E-39

DIC B61
Duplicate materiel release denial (with stock number), Para E-39, table E-40

DIC B62
Duplicate materiel release denial (with part number), Para E-40, table E-40

DIC B64
Duplicate materiel release denial (with other), Para E-41, table E-40

DIC B65
Duplicate materiel release denial (with exception data), Para E-42, table E-40

DIC B67
Duplicate materiel release denial (with oversea dependent school system requirement), Para E-43, table E-40

DIC B6A
Duplicate materiel release denial (with stock number), Para E-44, table E-40

DIC B6B
Duplicate materiel release denial (with part number), Para E-45, table E-40

DIC B6D
Duplicate materiel release denial (with other), Para E-46, table B-40

DIC B6E
Duplicate materiel release denial (with exception data), Para E-47, table E-40

DIC B6Z
Materiel receipt image (other than procurement instrument source), Para E-48, table E-41

DIC B8S
Materiel receipt acknowledgement of TPF program, Para E-49, table E-42

DIC B99
Duplicate MRO shipment status, Para E-50, table E-43

DIC B9A
Intransit receipt confirmation (AMC or DLA depots), Para E-51, table E-44

DIC B9B
Intransit receipt confirmation other than AMC, DLA, or GSA depots), Para E-52, table E-44,

DIC BA1
TASN-A shipment status, Para E-53, table E-45

DIC BA2
TASN-A shipment status follow-up, Para E-54, table E-46

DIC BA3
TASN-A receipt, Para E-55, table E-47

DIC BA4
TASN-A receipt follow-up, Para E-56, table F-48

DIC BA5
TASN-A nonreceipt, Para E-57, table E-49

DIC BAC
DODAAC inquiry response, Para E-58, table E-50

DIC BAD
Document number inquiry response, Para E-59, table E-51

DIC BAE
Document number inquiry response, Para E-60, table E-52

DIC BAF
Document number inquiry, Para E-61, table E-53

DIC BAH
Demand report transaction, Para E-62, table E-54

DIC BAI
Retrograde surface intransit data, Para E-62.1, table E-54.1

DIC BAK
Document number inquiry response, Para E-63, table E-55

DIC BAL
Document number inquiry response, Para E-64, tables E-56-F-58

DIC BAM
Document number inquiry response, Para E-65, table E-59

DIC BAO
Shipment status inquiry to LCA from SARSS-1, para E-66, table E-60

DIC BAP
RICC 02 requisition supply status, para. E-67, table E-61

DIC BAQ
RICC 02 requisition shipment status, para E-68, table E-62

DIC BAS
TCN inquiry response, para E-69, table E-63

DIC BAT
TCN inquiry, para E-70, table E-64

DIC BAU
Customer request for DODAAC pull, para E-71, table E-65

DIC BAX
Objective supply system (OSS) consolidation, para E-72, table E-66

DIC BAY
Unit materiel fielding point (UMFP) shipment document, para E-73, table E-67

DIC BAZ
Unit materiel fielding Point (UMFP) receipt document, para E-74, table E-68

DIC BB4
Header for report of strategic and critical materiel, para E-75, table E-69

DIC BB5
First input record for report of strategic and critical materiel, para E-76, table E-70

DIC BB6
Second input record for report of strategic and critical materiel, para E-77, table E-71

DIC BB9
Mobilization DODAAC/UIC file data, para E-78, table E-72

DIC BBG
Materiel release order receipt acknowledgment-test, para E-81.1, table E-75.1

DIC BBC
Consolidated shipment status, para E-79, table E-73

DIC BBD
Depot challenge to packaging data, para E-80, table E-74

DIC BBE
Reply to depot challenge to packaging data, para E-81, table E-75

DIC BBJ
Maintenance stabilized rates program financial planning data, para E-82, tables E-76 through E-80

DIC BBK
Supply stabilized rates program financial planning data, para E-83, tables E-81 through E-84

DIC BBT
Preplanned supply movement requirement data (NICP), para E-84, table E-85

DIC BBU
Preplanned supply requirements and capability data, para E-85, table E-86

DIC BBV
Automatic supply requirement (theater war reserve level), para E-86, table E-87

DIC BBW
Depot supply support requirement data, para E-87, table E-88

DIC BBX
Interchange requirement data, end item or article, para E-88, table E-89

DIC BBY
Secondary item interchange data, para E-89, table E-90 E-90, table E-91

DIC BCA

Procurement price variance list, para E-91, table E-91

DIC BDA

Serial number control transaction for detector chemical cell, para E-93, table E-92

DIC BDB

Serial number tracking of controlled cryptographic items, para E-94, table E-93

DIC BDD

Shipment detail lift notice, para E-95, table E-94

DIC BDE

Controlled Cryptographic Item Support Program (CCISP) multifield correction format, para E-96, table E-95

DIC BDF

CCISP reconciliation or cyclic reject transaction format, para 13,97, table E-46

DIC BE3

CA supply status, para E-98, table E-97

DIC BE9

Image of an activated pre-positioned requisition, para E-98, table E-100

DIC BEA

Ammunition shipment carrier code, para E-100, table E-99

DIC BEE

Retrograde processing point (RPP) TCN cross reference notice, para. P-102, table E-100

DIC BEF

Retrograde break bulk point (RBBP) receipt/shipment notice, para E-103, table E-101

DIC BEH

Ammunition shipment TCN, para E-104, table E-102

DIC BEI

Retrograde depot receipt, para E-104.1, table E-102.1

DIC BEK

MRC part number status, para E-105, table E-103

DIC BEN

SAILS reconciliation DODAAC transaction, para E-106, table E-104

DIC BEP

In-theater repair/stock, para E-107, table E-105

DIC BEQ

Response to SARSS-1 shipment status inquiry from LCA:to SARSS-2B, para E-108, table E-106

DIC BER

ERF demand data (tape), para E-109, table E-107

DIC BES

USASAC air lift header/trailer, para E-110, table E-108

DIC BET

Part number demand, para. E-111, table E-109

DIC BEV

Ammunition shipment lift data, para E-112, table E-110

DIC BEW

SAILS ABX reconciliation control transaction, para E-113, table E-111

DIC BEX

Consolidation notification status correction transaction, para E-114, table E-112

DIC BF1

MACOM wartime consumption, para E-115, table E-113

DIC BF2

MACOM intra-theater loss, para E-116, table E-114

DIC BF3

MACOM gains from repair, para E-117, table E-115

DIC BF4

MACOM authorized and financed quantities, para E-118, table E-116

DIC BF5

MACOM demand net retail quantities, para E-119, table E-117

DIC BF6

MACOM end item data, para E-120, table E-118

DIC BF7

Approved input record for war reserve database, E-120.1, table E-118.1

DIC BFA

ABF assets and requirements transaction, para E-121, table E-119

DIC BFW

ABF input from CDA, para E-122, table E-120

DIC BH1

Intransit follow-up (from AMC by SAILS to supported customers), para E-123, table E-121

DIC BH2

Intransit follow-up (from SOS other than AMC), para E-124, table E-121

DIC BHA

Customer reply to intransit follow-up, para E-125, table E-122

DIC BHB

Customer reply to intransit follow-up, para E-126, table E-122

DIC BJ1

SACM root data input transaction, para E-127, table E-123

DIC BJ2

SACM letter of request input transaction, para E-128, table E-124

DIC BJ3

SACM letter of request information input transaction, para E-129, table E-125

DIC BJ4

SACM letter of request text input transaction, para E-130, table E-126

DIC BJ5

SACM case manager remarks data input transaction, para E-131, table E-127

DIC BJ6

SACM remarks text input transaction, para E-132, table E-128

DIC BJ7

SACM current basic record input transaction, para E-133, table E-129

DIC BJ8

SACM current AMD extension record input transaction, para.E-134, table E-130

DIC BJ9

SACM MSA purpose record input transaction, para E-135, table E-131

DIC BJA

SACM MSA section/title record input transaction, para E- 136, table E-132

DIC BJB

SACM case line item record input transaction, para E-137, table E-133

DIC BJC

SACM manager line item remarks data input transaction, para E-138, table E-134

DIC BJD

SACM case subline item data input transaction, para E-139, table E-135

DIC BJE

SACM subline remarks record input transaction, para E-140, table E-136

DIC BJF

SACM annex line item record input transaction, para E-141, table E-137

DIC BJG

SACM annex line remarks record input transaction, para E-142, table E-138

DIC BJH

SACM case data extension record input transaction, para E-143, table E-139

DIC BJI

SACM acceptance/acknowledgement data record input transaction 1, para E-144, table E-140

DIC BJJ

SACM acceptance/acknowledgement data record input transaction 2, para E-145, table E-141

DIC BJK

SACM annex B financial record input transaction, para E-146, table E-142

DIC BJL

SACM payment occurrence record input transaction, para E-147, table E-143

DIC BJM

SACM estimate cost terms record input transaction, para E-148, table E-144

DIC BJN

SACM case notes record input transaction, para E-149, table E-145

DIC BJP

SACM case notes text record input transaction, para E-150, table E-146

DIC BJW

SACM amendment/modification level 1 record input transaction, para E-151, table E-147

DIC BJX

SACM amendment/modification reason input transaction, para E-152, table E-148

DIC BJY

SACM amendment/modification level 2 record input transaction 1, para E-153, table E-149

DIC BJZ

SACM amendment/modification level 2 record input transaction 2, para E-154, table E-150

DIC BKA

SNT/asset visibility receipt, E-154.1, table E-150.1

DIC BKB

SNT/asset visibility adjustment (gain), E-154.2, table E-150.2

DIC BKC

SNT/asset visibility issue, E-154.3, table E-150.3

DIC BKD

SNT/asset visibility adjustment (loss), E-154.4, table E-150.4

DIC BKE

SNT/asset visibility shipment or turn-in, E-154.5, table E-150.5

DIC BKF

SNT/asset visibility reconciliation (inventory conducted), E-154.6, table E-150.6

DIC BKG

SNT/asset visibility shipment follow-up, E-154.7, table E-150.7

DIC BKH

SNT/asset visibility receipt follow-up, E-154.8, table E-150.8

DIC BKI

SNT/asset visibility reconciliation follow-up, E-154.9, table E-150.9

DIC BKJ

SNT/asset visibility multifield correction, E-154.10, table E-150. 10

DIC BKZ

Supply management transaction, para E-155, table E-151

DIC BM1

Storage item data stock number change (retail activity), para. E-156, table E-155

DIC BM3

Storage item data miscellaneous change only (retail activity), para E-157, table E-152

DIC BMA

Suspension/restriction notice, para E-158, table E-153

DIC BMB

Foreign Military Sales publication requisition, E-158.1, table E-153.1

DIC BP1

SACM amendment/modification level 3 record input transaction, para E-159, table E-154

DIC BP2

SACM amendment/modification level 4 record input transaction, para E-160, table E-155

DIC BP3

SACM amendment/modification level 5 record input transaction 1, para E-161, table E-156

DIC BP4

SACM amendment/modification level 5 record input transaction 2, para E-162, table E-157

DIC BP5

SACM annex service text record input transaction 1, para E-163, table E-158

DIC BP6

SACM annex service text record input transaction 2, para E-164, table E-159

DIC BP7

SACM TOS roll-up record input transaction, para E-165, table E-160

DIC BP8

SACM letter of request paragraph number record input transaction, para E-166, table E-161

DIC BPY

SA3 FFMIP level B SACM billing update, para E-168, table E-162

DIC BPZ

SA3 FFMIP level A billing confirmation/reject, para E-169, table E-163

DIC BT3

AUTODIN DMPRL, para E-170, table E-164

DIC BT4

Depot maintenance consumption data, para E-171, tables E-165 and E-166

DIC BT5

Command requirements, para E-172, table E-167

DIC BT6

Depot factor response/change record, para E-173, table E-168

DIC BT8

Depot factor request record, para E-174, table E-169

DIC BT9

NICP/depot reconciliation record, para E-175, table E-170

DIC BTA

Maintenance workload basic transaction, para E-176, table E-171

DIC BTB

Maintenance workload item name transaction, para E-177, table E-172

DIC BTC

Accounting classification transaction, para E-178, table E-173

DIC BTD

Maintenance work matrix transaction, para E-179, table E-174

DIC BTE

Maintenance conversion transaction, para E-180, table E-175

DIC BTF

International logistics control transaction, para E-181, table E-176

DIC BTG

Maintenance workload narrative transaction, para E-182, table E-177

DIC BTH

Contract financial data, para E-183, table E-178

DIC BTI

Maintenance code-F asset reporting, para E-184, table E-179

DIC BTK

Maintenance workload priority transaction, para E-185, table E-180

DIC BTM

Maintenance error identification transaction, para E-186, table E-181

DIC BTN

Maintenance MWO/conversion transaction, para E-187, table E-182

DIC BTP

Maintenance on-hand asset transaction, para E-188, table E-183

DIC BTQ

Number quantities, para E-189, table E-184

DIC BTR

Depot source of repair, para E-190, table E-185

DIC BTS

Technical data, para E-191, table E-186

DIC BTT

Matrix accumulative data (report month), para E-192, table E-187

DIC BTU

DESCOM/depot reconciliation transaction, para E-193, table E-188

DIC BTV

Interservice data, para E-194, table E-189

DIC BTW

Transaction recovery MAGIC/MDMS, para E-195, tables E-190-210

DIC BTY

Inactive end item codes, para E-196, table E-211

DIC BTZ

Maintenance man-hours, para E-197, table E-212

DIC BUA

Reactive reporting system, para E-198, table E-213

DIC BWO

Final bill code deletion, para E-199, table E-214

DIC BW1

Program status report transaction, para E-200, table E-215

DIC BW2

Program status report narrative transaction, para B-201, table E-216

DIC BW3

RCS 305 narrative transaction, para E-202, table E-217

DIC BW4

Standards file input transaction, para E-203, table E-218

DIC BW5

MAP PC&H transactions (1 and 2), para E-204, tables E-219 and E-220

DIC BW6

Cost and performance adjustment transaction, para E-205, table E-221

DIC BW7

Reconciliation supply, BASOPS and miscellaneous programs, para E-206, table E-222

DIC BW8

Depot local PRON, para E-207, table E-223

DIC BW9

Account classification change record, para E-208, table E-224

DIC BWA

Workload basic transaction, para E-209, table E-225

DIC BWB

Workload financial transaction, para E-210, table E-226

DIC BWC

Workload matrix transactions (1, 2, 3, and 4), para E-211, tables E-227-E-230

DIC BWD

Workload narrative transaction, para E-212, table E-231

DIC BWE

Workload basic/supplement transaction, para E-213, table E-232

DIC BWF

Workload quantity, para E-214, table E-233

DIC BWG

Workload data transaction, para E-215, table E-234

DIC BWH

Functional/AMS cross reference transaction, para E-216, table E-235

DIC BWM

Standards file input, para E-217, table E-236

DIC BWN

Total package fielding (TPF) workload data, para E-218, table E-237

DIC BWP

Challenge of materiel sent to DRMO, para E-219, table E-238

DIC BWQ

First follow-up to challenge of materiel sent to DRMO, para E-220, table E-239

DIC BWR

Second follow-up to challenge of materiel sent to DRMO, para E-221, table E-240

DIC BWS

Reply to challenge of materiel sent to DRMO, para E-222, table E-241

DIC BWZ

Depot operational cost and performance report, para E-223, table E-242

DIC BXA

Proponent ILS office header data, para E-224, table E-243

DIC BXB

Manager/file established header data, para E-225, table E-244

DIC BXC

Project leader header data record, para E-226, table E-245

DIC BXD

Contract/model header data, para E-227, table E-246

DIC BXE

Contract header data, para E-228, table E-247

DIC BXF

Replaces system/equipment header data, para E-229, table E-248

DIC BXG

Subsystem header data, para E-230, table E-249

DIC BXH

Proponent project manager header data, para E-231, table E-250

DIC BXJ

Project header data, para E-232, table E-251

DIC BXK

Used on identification header data, para E-233, table E-252

DIC BXL

Milestone event record data, para E-234, table E-253

DIC BXM

Narrative record data, para E-235, table E-254

DIC BXN

Associated systems/support equipment data, para E-236, table E-255

DIC BXP

Associated contract data, para E-237, table E-256

DIC BXQ

Acquisition Management Milestone System (AMMS) other header data for file number/TRADOC proponent (PPNT) school/new equipment training plan number (NETPN), para E-238, table E-257

DIC BXR

AMMS other header data for SIC/PEO, para E-239, table E-258

DIC BXS

AMMS other header data for CRC/mission area/combat developer, para E-240, table E-259

DIC BZ5

Daily transactional updates to major item requisition validation (MIRV) files, para E-241, table E-260

DIC BZB

Zero balance flasher, para E-243, table E-261

DIC BZD

Notification of shipment, para E-244, table E-262

DIC BZE

Consumption report (government furnished materiel), para E-245, table E-263

DIC BZF

LOGSA materiel returns data base (MRDB) inquiry request, E-245.1, table E-263.1

DIC BZG

LOGSA materiel returns data base (MRDB) inquiry response, E-245.2, table E-263.2

DIC D4__

Materiel receipt (procurement instrument source), para.E-246, table E-264

DIC D6__

Materiel receipt (other than procurement instrument source), para E-247, table E-265

DIC D6S

Materiel receipt acknowledgement document (MRAD), para E-248, table E-266

DIC D7__

Issue transaction, para E-249, table E-267

DIC D8_/D9__

Materiel adjustment-increase or decrease, para E-250, table E-268

DIC D8E/D9E/D8F/D9F

Logistical reassignment adjustment, para E-251, table E-269

DIC D8S/D9S

Inventory adjustment transaction (single adjustment-ownership/ purpose gain/loss) (conventional ammunition only), para E-252, table E-270

DIC DA1/DA2

SMCA freeze/unfreeze action, para E-253, table E-271

DIC DAC, DAD

Materiel adjustment-dual (condition/purpose transfer), para E-254, table E-272

DIC DAS

Inventory adjustment transaction (dual adjustment-ownership/purpose gain/loss) (conventional ammunition only), para E-255, table E-273

DIC DB_/DC__

Financial adjustment transaction, para E-256, table E-274

DIC DD__

Due-in-procurement instrument source, para E-257, table E-275

DIC DEE, DEF

Logistical reassignment adjustment, para E-251, table E-269

DIC DF__

Due-in-other than procurement instrument source, para E-258, table E-276

DIC DG__

Back order, para E-249, table E-267

DIC DHA

Demand, para E-249, table E-267

DIC DJA

Physical inventory request, para E-259, table E-277

DIC DJB

Physical inventory notification, para E-260, table E-278

DIC DKA

Physical inventory count, para E-261, table E-279

DIC DLA

Logistical transfer or decapitalization follow-up, para E-262, table E-280

DIC DLB

Reply to logistical transfer/decapitalization follow-up, para E-263, table E-281

DIC DLC

Logistics reassignment delinquent due-in follow-up, para E-264, table E-282

DIC DLD

Logistics reassignment delinquent due-in response, para E-265, table E-283

DIC DLE

Logistics reassignment due-in reconciliation request, para E-266, table E-284

DIC DLF

Logistics reassignment due-in reconciliation response, para E-267, table E-285

DIC DLS

Logistics reassignment general management data, E-267.1, table E-285.1

DIC DLT

Logistics reassignment backorder and demand data, E-267.2, tables E-285.2 thru E-285.4

DIC DLU

Logistics reassignment on-hand assets data, E-267.3, tables E-285.5 and E-285.6

DIC DLV

Logistics reassignment due-in asset data, E-267.4, tables E-285.7 and E-285.8

DIC DLW

Logistics reassignment contract history data, E-267.5, tables E-285.9 thru E-285.12

DIC DLX

Logistics reassignment technical and quality data, E-267.6, tables E-285.13 and E-285.14

DIC DM__

War materiel requirements, para E-268, table E-286

DIC DTA

Asset support request (ASR), para E-269, table E-287

DIC DTB

Asset support reply (ASR) (asset data), para E-270, table E-288

DIC DTC

Asset support reply (back order data), para E-271, table E-289

DIC DTD

Asset support request follow-up, para E-272, table E-290

DIC DU__

Pre-positioned materiel receipt (procurement instrument source), para E-273, table E-291

DIC DW__

Pre-positioned materiel receipt (other than procurement instrument source), para E-274, table E-292

DIC DXA

Materiel receipt follow-up (procurement instrument source), para E-275, table E-293

DIC DXB

Materiel receipt follow-up (other than procurement instrument source), para E-276, table E-294

DIC DXC

Reply to materiel receipt follow-up (procurement instrument source), para E-277, table E-295

DIC DXD

Reply to materiel receipt follow-up (other than procurement instrument source), para E-278, table E-296

DIC DZ9

Status notification, para E-279, table E-297

DIC DZA

Asset status SIMS-X automated, para E-280, table E-298

DIC DZA

MILSTRAP asset status, para E-281, table E-299

DIC DZB

Storage item data correction/change, para E-282, table E-300

DIC DZC

Logistical reassignment storage information, para E-283, table E-301

DIC DZD

Logistical reassignment storage information reply, para E-284, table E-302

DIC DZE

Asset status/transaction reporting request, para E-285, table E-303

DIC DZF

MILSTRAP asset status reporting (base, post, camp, and station level use), para E-286, table E-304

DIC DZG

MILSTRAP transaction reject, para E-287, table E-305

DIC DZH

Location reconciliation request, Para E-288, table E-306

DIC DZJ

Transaction history/custodial balance request, Para E-289, table E-307

DIC DZK

Transaction history transmittal, Para E-290, table E-308

DIC FT6

ICP/IMM follow-up (Materiel Returns Program), Para E-291, table E-309

DIC FTA

Automatic return notification (Materiel Returns Program), Para E-292, table E-310

DIC FTB

Reply to follow-up for credit status (Materiel Returns Program-reserved for MILSBILLS), Para E-293

DIC FTC

Cancellation of customer excess report (Materiel Returns Program), Para E-294, table E-311

DIC FTD

Disposition instructions delay status (Materiel Returns Program), Para E-295, table E-312

DIC FTE

Customer excess report (Materiel Returns Program), Para E-296, table E-313

DIC FTF

Followup for ICP/IMM reply to customer excess report (Materiel Returns Program), Para E-297, table E-314

DIC FTG

Customer excess report, part-numbered item (Materiel Returns Program), Para E-298, table E-313

DIC FTL

Supply status (Materiel Returns Program), Para E-299, table E-315

DIC FTM

Shipment status (Materiel Returns Program), Para E-300, table E-316

DIC FTP

Followup for credit (Materiel Returns Program-reserved for MILSBILLS), Para E-301

DIC FTQ

DAAS customer excess report information status (Materiel Returns Program), Para E-302, table E-317

DIC FTR

Reply to customer excess report (Materiel Returns Program), Para E-303, table E-318

DIC FTT

Followup for ICP/IMM materiel receipt status (Materiel Returns Program), Para E-304, table E-319

DIC FTZ

ICP/IMM materiel receipt status (Materiel Returns Program), Para E-305, table E-320

DIC JDP

Front end screening (FES) notification, Para E-306, table E-321

DIC JT1

IRIS receipt notification, para E-307, table E-322

DIC JT2

IRIS interrogation response, para E-308, table E-323

DIC JT3

IRIS notification of unprocessable interrogation input, Para E-309, table E-324

DIC JTH

IRIS interrogation request, Para E-310, table E-325

DIC JUA

Final asset screening (FAS) notification, Para E-311, table E-326

DIC QD__

Routing identifier code interrogation, Para E-312, table E-327

DIC QR__

Routing identifier code interrogation response, Para E-313, table E-328

DIC TA1, TA2, TA3, TA4

DOD Activity Address Code (DODAAC) transactions, Para E-314, tables E-329 through E-334

DIC TTG

Shipment receipt lift, Para E-315, table E-335

DIC X88

DODAAC ancillary data, para E-314, table E-336

ILP address

Para E-316

Release and receipt of materiel

Para E-317, table E-337

Glossary

Section I Abbreviations

AA Accountable activity	AOCN assembly order control number	CAGE Commercial and Government Entity
AAC Acquisition Advice Code	APO accountable property officer	CAO Contract Administration Office
ACA Air Clearance Authority	APOD aerial port of Debarkation	CBS-X Continuing Balance System-Expanded
ACMA Army Class Manager Activity	APOE Aerial Port of Embarkation	CCE Commercial Construction Equipment
ACSP Army Central Service Point	AR Army Regulation	CCP Consolidation and Containerization Point
ACVC Army Commercial Vehicle Code	ARI Automatic Return Items	CCSS Commodity Command Standard System
ADPE automatic data processing equipment	ARPANET Advanced Research Project Agency Network	CDA Catalogue Data Agency
AFAO Approved Force Acquisition Objective	ASC automatic switching center	CDCP Central Data Collection Point
AFRTS Armed Forces Radio and Television Service	ASDA Accountable Supply Distribution Activity	CDDB Central Demand Data Base
AIMI Aviation Intensive Management Item	ASD-I&L Assistant Secretary of Defense for Installations and Logistics	CECOM Communications and Electronics Command
ALO authorized level of organization	ASD(P&L) Assistant Secretary of Defense for Production and Logistics	CG Commanding General
ALMSA Automated Logistics Management Systems Activity	ASR asset support request	CIC Content Indicator Code
ALOC air line of communication	ATCOM U.S. Army Aviation and Troop Command	CIMM Commodity Integrated Materiel Manager
AMC U.S. Army Materiel Command	ATIC Air Terminal Identifier Code	CINC Commander-in-Chief
AMCISS AMC Installation Supply System	AUTODIN Automatic Digital Network	CL Classification List
AMCCOM U.S. Army Armament, Munitions and Chemical Command	AUTOVON Automatic Voice Network	CLIN contract line item number
AMDF Army Master Data File	BALOC Balance Location	CLSSA Cooperative Logistics Supply Support Arrangement
AMMS Army Acquisition Management Milestone System	BBP Break Bulk Point	COEI Components of end items
AMS Army Management Structure	BII Basic Issue Item	COHORT Cohesion Operational Readiness and Training
ANMCS anticipated not mission capable supply	BILL Basic Issue Item List	COMRI Communications Routing Identifier
ANS Army Network Station	BOE Blanket Open End	COMSEC Communications Security
	BPI Bits per Inch	COMSECLOG U.S. Army Communications Security Logistics Activity
	BUSH Buy U.S. Here	CONUS Continental United States

COPAD Contractor Operated Parts Depot	DGSC Defense General Supply Center	DRO Disposal Release Order
COSCOM Corps Support Command	DIC Document Identifier Code	DSAA Defense Security Assistance Agency
CPP Central Processing Point	DIDS Defense Integrated Data Systems	DSC Defense Supply Center
CR Country Representative	DIPEC Defense Industrial Plant Equipment Center	DSS Direct Support System
CRC Common Reference Code	DLA Defense Logistics Agency	DS4 Direct Support Unit Standard Supply System
CRP Centralized Receiving Point	DLSC Defense Logistics Services Center	DTID Disposal Turn-in Document
CSF Command Stock Fund	DLSSD Defense Logistics Standard Systems Division	DTS Defense Transportation System
CSP Central Service Point; Concurrent Spare Parts	DLT Delivery Term Code	DX Direct Exchange; Defense Expedite
DA Department of the Army	DMPRL Defense Master Priority Requirements List	EAD Estimated Availability Date
DAAS Defense Automatic Addressing System	DNA Defense Nuclear Agency	EAM Electronic Accounting Machine
DAASO Defense Automatic Addressing Systems Office	DO Dues-out	EDA Excess Defense Articles
DAMPL Department of the Army Master Priority List	DOD Department of Defense	EDD Estimated Delivery Date
DAO Defense Attache Office	DODAAC DOD Activity Address Code	EDDS Enhanced DLA Distribution System
DCA Defense Communication Agency	DODAAD DOD Activity Address Directory	EDPE Electronic Data Processing Equipment
DCF Document Control File	DODAAF DOD Activity Address File	EIC End Item Code
DCSC Defense Construction Supply Center	DODAC Department of Defense Ammunition Code	EOT End of Transmission
DCSLOG Deputy Chief of Staff for Logistics	DODIC DOD Identification Code	ERC Equipment Readiness Code
DOD Department of Defense	DODDS DOD Dependent Schools	ESD Estimated Shipping Date
DDM Defense Disposal Manual	DODSASP DOD Small Arms Serialization Program	ESDC Equipment Systems Designator Code
DEMIL Demilitarization	DPSC Defense Personnel Support Center	ETA Estimate Time of Arrival
DEPEX Deployment Exercise	DRC Disposal Release Confirmation	ETD Effective Transfer Date
DEPRA Defense Program for Redistribution of Assets	DRD Disposal Release Denial	FAD Force/Activity Designator
DESC Defense Electronics Supply Center	DRMO Defense Reutilization and Marketing Office	FAO Finance and Accounting Office or Officer
	DRMS Defense Reutilization and Marketing Service	FAR Federal Acquisition Regulation

FAS Free Along Side	HSC U.S. Army Health Services Command	LASE Logistics Asset Support Estimate
FE Facilities Engineer	IAR Inventory Adjustment Report	LCA Logistics Control Activity
FEDSTRIP Federal Standard Requisitioning and Issue Procedures	IATA International Air Transport Association	LIF Logistics Intelligence File
FEEMS Facilities Engineering Equipment Maintenance System	ICP Inventory Control Point	LIM Losing Item Manager
FES Front End Screening	IDMS Integrated Disposal Management System	LIN Line Item Number
FF Freight Forwarder	IDT Intransit Data Transaction	LMF Language Media Format; Line Media Format
FIA Financial Inventory Accounting	IFS Integrated Facilities System	LOGAIR Logistics Air
FIFO first in–first out	IL International Logistics	LOGPLAN Logistics Plan
FORSCOM Forces Command	ILCO International Logistics Control Office	LOGSA Logistics Support Activity
FMP Force Modernization Program	ILP International Logistics Program	LPSA Logistics Programs Support Activity
FMS Foreign Military Sales	IM Item Manager	LR Logistical Reassignment
FMSO Foreign Military Sales Order	IMET International Military and Education Training	MAAG Military Assistance Advisory Group
FSC Federal Supply Classification	IMM Integrated Materiel Management	MAC Military Airlift Command
FSG Federal Supply Group	INSCOM U.S. Army Intelligence and Security Command	MACOM major Army command
FSN Fiscal Station Number	IPG Issue Priority Group	MAP Military Assistance Program
GBL Government Bill of Lading	IPE Industrial Plant Equipment	MAPAC Military Assistance Program Address Codes
GFM Government Furnished Materiel	ISA Installation Support Activity	MAPAD Military Assistance Program Address Directory
GFP Government Furnished Property	ISS Interservice Supply Support	MAPAF Military Assistance Program Address File
GIM Gaining Item Manager	ISSP Interservice Supply Support Program	MAPOM MAP Owned Materiel
GLE Government Loaned Equipment	JCS Joint Chiefs of Staff	MASF Military Assistance Service Funded
GMLR Guided Missile and Large Rocket Master File	JCP Joint Committee on Printing	M&S Media and Status
GMPA General Materiel and Petroleum Activity	JUSMAG Joint U.S. Military Advisory Group	MCA Management Control Activity
GSA General Services Administration	LAO Logistics Assistance Office	MCN Management Control Number
		MCSC Materiel Category Structure Code

MDN Manufacturer's Directive Number	MRAD Materiel Receipt Acknowledgement Document	NMP National Maintenance Point
MDW Military District of Washington	MRC Materiel Readiness Command; Materiel Release Confirmation	NOA Notice of Availability
MEI Maintenance Exchange Item	MRD Materiel Release Denial	NSA National Security Agency
MIRV Major Item Requisition Validation	MRDB Materiel Returns Data Base	NSN National Stock Number; NATO Stock Number
MFP Materiel Fielding Plan	MRHSF Materiel Request History and Status File	NSNMDR National Stock Number Master Data Record
MHE Materiel Handling Equipment	MRO Materiel Release Order	OCONUS Outside Continental United States
MICOM U.S. Army Missile Command	MRP Materiel Returns Program	ODCSLOG Office of the Deputy Chief of Staff for Logistics
MILGP Military Group	MRQ Maximum Release Quantity	OMA Operation and Maintenance, Army
MILSBILLS Military Standard Billing System	MSC Military Sealift Command	OPLAN Operations Plan
MILSTAMP Military Standard Transportation and Movement Procedures	MTMC Military Traffic Management Command	OSD Office of the Secretary of Defense
MIL-STD Military Standard	MTM Magnetic Tape Message	OSRI Originating Station Routing Identifier
MILSTEP Military Supply and Transportation Evaluation Procedures	MUL Master Urgency List	OST order ship time
MILSTRAP Military Standard Transaction Reporting and Accounting Procedures	MWO Modification Work Order	OTSG Office of the Surgeon General
MILSTRIP Military Standard Requisitioning and Issue Procedures	NAF Nonappropriated Fund	OWMR Other War Materiel Requirement
MILSYSTEM Military Standard System	NAMSA NATO Maintenance and Supply Agency	OWRMR Other War Reserve Materiel Requirement
MIMEX Major Item Materiel Excess	NATO North Atlantic Treaty Organization	OWRMRP Other War Reserve Materiel Requirement, Protectable
MIPR Military Interdepartmental Purchase Request	NETPN New Equipment Training Plan Number	PA Procurement Appropriation
MMC Materiel Management Center	NGB National Guard Bureau	PAA Procurement Appropriation, Army
MORSL Mobilization Reserve Stockage List	NHPLO NATO Hawk Production and Logistics Organization	P&P Packaging and Preservation
MOT Military Ocean Terminal	NICP National Inventory Control Point	PCAM Punched Card Machine
MOV Materiel Obligation Validation	NIIN National Item Identification Number	PCHT Packaging, Crating, Handling, and Transportation
MPS Maritime pre-positioned ships	NIMSC Nonconsumable Item Materiel Support Code	PD Priority Designator
	NMCS Not Mission Capable Supply	PDA Property Disposal Activities

PEC Production Equipment Code	PWRMS Pre-positioned War Reserve Materiel Stock	SCIC Special Control Item Code
PEO Program Executive Officer	RAD Required Availability Date	SDD Standard Delivery Date
PG Priority Group	RCN Record Control Number	SDS Standard Depot System
PICA Primary Inventory Control Activity	RCO Requisition Control Office or Officer	SECDEF Secretary of Defense
PICD Physical Inventory Cutoff Date	RDD Required Delivery Date	SETAF Southern European Task Force
PIICD Physical Inventory Infloat Control Date	RDF Rapid Deployment Force	SFDLR stock funding of depot level reparable
PUN Procurement Instrument Identification Number	RDO Redistribution Order	SIC System Integrator Code
PMIC Precious Metals Indicator Code	REQ VAL Requisition Validation	SICA Secondary Inventory Control Activity
PMRD Pre-positioned Materiel Receipt Document	RIC Routing Identifier Code	SICC Service Item Control Center
PN Part Number	RICC Reportable Item Control Code	SIGINT Signal Intelligence
PO Purchasing Office	RO Requirements Objective	SII Special Instructions Indicator
POC Point of Contact	ROD Report of Discrepancy	SIMS-X Selected Item Management System-Expanded
POD Port of Debarkation	ROP Reorder Point	SJA Staff Judge Advocate
POE Port of Embarkation	RP Record Position	SM Single Manager
POM Preparation for Oversea Movement	SA Storage Activity	SMCA Single Managed Conventional Ammunition
POMCUS Pre-positioned Oversea Materiel Configured to Unit Sets	SAAC Security Assistance Accounting Center	SNT Serial Number Tracking
PPNT Proponent	SAILS-ABX Standard Army Intermediate Level Supply Expanded	SOS Source of Supply
PRN Purchase Request Number	SAO Security Assistance Office	SPLC Standard Point Location Code
PROLT Procurement Lead-time	SARSS-O Standard Army Retail Supply System-Objective	SPN Shipment Performance Notification
PSI Per Square Inch	SB Supply Bulletin	SPR Special Program Requirement
PWRMR Pre-positioned War Reserve Materiel Requirement	SC supply Catalog	SPNS Shipment Planning Worksheet
PWRMRP Pre-positioned War Reserve Materiel Requirement, Protectable	SCA Stock Control Activity	SSA Supply Support Arrangement; Supply Support Activity
	SCAC Standard Carrier Alpha Code	SSC Shipment Status correlation

SSCO
Shipper Service Control Office

SSD
Single Source Distribution

SUPCOM
Support Command

TA
Table of Authorization

TAC
Transportation Account Code

TAC
Type of Address Code

TACOM
U.S. Army Tank–Automotive Command

TAEDP
The Army Equipment Distribution Plan

TAV
Total Asset Visibility

TBC
Transportation Bill Code

TC
Transaction Code; Tape to Card

TCMD
Transportation Control Movement Document

TCN
Transportation Control Number

TIR
Total Item Record

TM
Technical Manual

TO
Technical Order

TOE
Table of Organization and Equipment

TPF
Total Package Fielding

TRADOC
U.S. Army Training and Doctrine Command

UIC
Unit of Identification Code

UMFP
Unit Materiel Fielding Point

UMMIPS
Uniform Materiel Movement and Issue Priority System

UND
Urgency of Need Designator

UNITREP
Unit Reporting System

USACCSA
U.S. Army Command Control and Support Agency

USAID
U.S. Agency of International Development

USAMMA
U.S. Army Medical Materiel Agency

USAR
U.S. Army Reserve

USAREUR
U.S. Army Europe

USARJ
U.S. Army Japan

USASAC
U.S. Army Security Affairs Command

USPFO
U.S. Property and Fiscal Officer

WIMM
Weapons Integrated Materiel Manager

WORCS
Workorder Reporting System

WPIC
Water Port Identifier code

WPOD
Water Port of Debarkation

WPOE
Water Port of Embarkation

WRMR
War Reserve Materiel Requirement

WRMRP
War Reserve Materiel Requirement Protectable

WTCA
Water Terminal Clearance Authority

Section II Terms

Accountable activity (AA)
An activity that maintains a formal stock record account for receipt, storage, and issue of property.

Adjustments, physical inventory
a. The accounting transaction that corrects a book balance to agree with the quantity of the item in storage. Adjustments may result from—
(1) Physical inventory;
(2) A potential discrepancy revealed by a

Materiel release denial or location survey/reconciliation; or

(3) Erroneous capitalization or decapitalization action.

b. Excluded are adjustment transaction caused by—

(1) Reidentification of stock,
(2) Type of pack changes,
(3) Standard price changes,
(4) Catalog data changes,
(5) Supply condition and purpose code changes,

(6) Condemnation of materiel resulting from rebuild and surveillance programs.

c. Adjustment transactions caused by computer malfunctions, program errors, and correction of computer system time lags are not adjustments due to physical inventory. These adjustment transactions will be assigned the proper error classification code (para C–31); the occurrence rate will be monitored by supply system managers.

Army Central Service point (ACSP)

A focal point for the processing of DODAAD data within the Army.

AIMI NMCS–only Item

AIMI items that cannot be supported by negotiated levels.

AIMI negotiation conference

A semi–annual conference conducted by DA(DALO–AV) and hosted by the designated MRC. The method of support for AIMI Program items is determined by designating items as NMCS–only, or by assignment of a negotiated level to each MACOM.

AIMI negotiated level

The quantity of AIMI Program support agreed to during the negotiation conference.

AIMI Program

An intensive management concept for critical aviation items.

Air line of communication (ALOC)

A system that provides air shipments (regardless of priority) for all Class IX, air eligible repair parts, and selected Class II materiel to certain oversea units.

Area oriented depot (AOD)

A depot which stores secondary items tailored to support specific customers, missions, and/or geographical areas.

Army Network Station (ANS)

A command or activity designated element which has been delegated the responsibility of maintaining that portion of the DODAAF pertinent to its functional interest, and to receive DODAAC adds, changes, and deletions from the ACSP for the purpose of keeping its portion of the DODAAF current.

Arithmetic mean

The average obtained by dividing the sum of two or more quantities by the number of

these quantities. As used in the pipeline analysis report, it is the average days needed to process in each of the cycle segments.

Assembly depot

The storage installation responsible for assembly, disassembly, or component changes to create assemblages, disassembly of assemblages, or update component content of existing assemblages, as directed by the AA.

Assembly order

An order issued by an AA to an assembly depot to use component items to create assemblages as items of issue.

Assembly order control number (AOCN)

A five-position number assigned by an AA, or repeated from prior assignment, on assembly, disassembly, or component change orders. It identifies content of the order and assemblage to be created, disassembled, or updated by the assembly depot.

Automatic digital network (AUTODIN)

All electrical transmissions, including teletypewriters since these circuits are connected to the AUTODIN system.

Automatic supply wholesale

A system by which selected supplies are automatically shipped to sustain forces for a predetermined time during military operations. This will continue until normal requisitioning capabilities are established.

Auxiliary equipment

Equipment which supplements mission essential materiel or takes the place of such materiel should it become inoperative. (This equipment is identified by DA.)

Break bulk point (BBP)

A transshipping activity that receives unitized shipments and distributes them or has them picked up by the ultimate consignee.

Cancellation

A total or partial stopping of supply requested of and confirmed by the supplier.

Capitalization

The assumption of in-place stock accountability by a gaining item manager of assets located at a storage site during logistical reassignment.

Central Demand Data Base (CDDB)

The Army central repository of all demands generated by the organizational level. CDDB provides data and analysis to Army-wide commanders on end item repair parts consumption, task force tailoring of logistical support data, and secondary item applications to specific end items. CDDB is built from individual requests for issue from the organizational level reformatted by the retail automated systems into the DIC BAH and transmitted to the LCA.

Central date collection point (CDCP)

The DOD activity that provides data processing support for DOD activities and service or agency CPP. It collects, processes, and distributes all intransit data transactions and tape records prescribed in chapter 10, MILSTAMP.

Central processing point (CPP)

The service or agency data processing point that collects and processes MILSTRIP and MILSTAMP source documents described herein for preparing and submitting MILSTEP reports to OASD(Comptroller). The U.S. Army Systems Integration and Management Activity (SIMA), Chambersburg, PA, is the Army (CPP.)

Central Service Point (CSP)

A focal point for the processing of DODAAD data within a participating military service or agency.

Clear Text Address

The complete mail, freight and billing address, which includes the activity designator or name of each DOD or other U.S. Government organization, or contractor, assigned a DOD activity address code.

Commercially performed maintenance contract

Any repair, overhaul, modification, or reconditioning done under contract by commercial organizations. It is for weapon systems, equipment, or components.

Component change order

An order issued by an AA to an assembly depot to use or recover component items to or from existing assemblages. This also includes applying BII to a major end item to complete it before issue.

Components of end items (COEI)

Spare/repair parts identified in technical publications, e.g., technical manuals, that make up the sum total of the end item.

Contract administration office (CAO)

The office which performs assigned functions related to the administration of contracts, and assigned preaward functions.

Controlled inventory items

Those items designated as having characteristics which require that they be identified, accounted for, secured, segregated, or handled in a special manner to ensure their safeguard or integrity. Controlled inventory items in descending order of degree of control normally exercised are:

a. Classified items.

Materiel which requires protection in the interest of national security.

b. Sensitive items.

Materiel which requires a high degree of protection and control due to statutory requirements or regulations, such as narcotics and drug abuse items; precious metals; items which are of high value, highly technical or

of a hazardous nature; and small arms, ammunition, explosives, and demolition materiel.

c. Pilferable items.

Materiel having a ready resale value or application as to personal possession and which is, therefore, especially subject to theft.

CONUS Intransit

The number of days from the "date shipped" until the date of receipt by the CONUS requisitioning installation, or by the POE for oversea requisitions.

Country FMS offer or release options

Methods by which countries (taking part in the FMS Program) advise supply source by coded entry on requisitions whether shipments should be released automatically or without prior notice to country representative (CRs) or freight forwarder (FFs).

Country representative or freight forwarder code (CR or FF)

A code to identify the CR or FF who may receive documents or shipments for FMS transactions.

Custodial accountability

The responsibility of the single manager for conventional ammunition (SMCA) to maintain data elements in the wholesale inventory record to show by ownership code the receipt, issue, balance, and other quantitative and financial data essential for proper control and management of assets which are in the single manager's custody but are owned by another DOD Component. Custodial accountability includes the responsibility to initiate and approve adjustment actions and reports of survey.

Custodial record

A record maintained by the storage activity reflecting standard catalog data; owner/manager identification code; and may include lot/serial number and/or on hand quantity by supply condition code; for controlling assets in storage and aiding in inventory.

Custodial responsibility

The responsibility of a storage activity, depot, or agent, which is not the designated single manager, to maintain proper custody, care, safekeeping, receipt, issue, and balance data for stored DOD wholesale materiel.

Data pattern message

A machine sensible document or transaction in a fixed length, 80 character transaction image or format. It is suitable for mechanical processing on receipt. Examples (forms) are shown in appendix B.

Date available for shipment

The Julian date when the materiel has been picked, packed, marked, and made available

to the consignor transportation officer for movement. This date marks—

a. The end of the supply source processing time segment.

b. The beginning of the transportation hold and CONUS intransit processing time segment of UMMIPS.

Date of delivery and date shipment received

The Julian date the shipment is offered to the consignee transportation officer regardless of discrepancies in the materiel received.

Date packed

For all items required to be marked with date packed, the date packed will be that date on which the product was packaged in the unit container, regardless of dates of packing, shipping, or additional processing.

Date of pack/expiration

This term applies to two different dates. It is applicable to the date the manufacturer packed the product or to the expiration date assigned by the manufacturer. The “date of pack” is applicable to both Troop Issue specification items, Brand Name Resale Items, and both chill and freeze items. The “date of expiration” is applicable to open dated Brand Name Resale chill items.

Date of receipt of requisition

The Julian date the initial wholesale supply source receives the requisition (e.g., ICP that maintains any asset availability records to fill materiel demands or order other supplies).

Date of requisition

The Julian date in the MILSTRIP document number.

Date shipped

The Julian date on which shipment is delivered to the carrier. This date is the same as that used on the GBL and the MILSTRIP materiel release receipt confirmation (DD For 1348-1).

Decapitalization

The transfer of in-place stock accountability by a losing item manager of assets located at a storage site during logistical reassignment.

Delayed issue shipments

An item shipped, as it applies to the Pipeline Performance Analysis Reports (Formats 1A and 11), that was not ordered from depot or storage site on hand stocks during the first pass against stock availability records. These shipments include all issues caused by back orders against stock replenishment (MILSTRIP status codes BB and BC).

Demand documents

Requisitions, modified requisitions, passing orders, and referral orders.

Department of Defense Ammunition Code (DODAC)

An eight-character code assigned for identification of ammunition items in FSG 13.

Depot or storage site processing

The time from the date that the materiel release order is sent to the depot or storage site until the date that materiel is made available to the transportation officer. This includes packaging and packing time as well as holding time for shipment planning in the shipping activity. (See para 2- 14.)

Direct Support System (DSS)

The Army’s standard supply distribution system for selected classes of supply. The DSS allows direct delivery of shipments from CONUS area oriented depots (AODs) to overseas and CONUS supply support activities (SSAs).

Direct vendor delivery

A transaction for the amount of an item requisitioned by ordering activities that is not immediately available for issue. However, it is processed for purchase and direct delivery by vendor to ordering activities. A requisition will be considered for vendor delivery when stock is not available, and the item is to be processed for direct delivery.

Disassembly order

An order issued by an AA to an assembly depot to disassemble an assemblage to recover components to issue an individual item.

Discrepancy with mandatory research requirement

Potential or actual physical inventory adjustment which exceeds established dollar value limits or which is applicable to a controlled inventory item.

Distribution system

The procedures used by facilities and installation to receive, store, maintain, distribute, and control the flow of materiel between the point of—

a. Receipt into a military supply system, and

b. Issue to a post, camp, station, base or equivalent.

DOD Activity Address Code (DODAAC)

A distinctive six-position alphanumeric code assigned to identify specific units, activities, or organizations. The first position designates the military service or other Government element of ownership or sponsorship. The remaining five positions are assigned in accordance with the Central Service Point (CSP) of the participating service or agency.

DOD Activity Address Directory (DODAAD)

A directory of DOD activity address codes and corresponding organization addresses to which materiel, documentation, or billing is

directed under the Military Standard Logistics Data Systems.

DOD Activity Address File (DODAAF)

A machine processable Me containing the activity address code and clear-text address of activities under the purview of the DODAAD system.

End Item Code (EIC)

A three position alphanumeric code using the full English alphabet and all numerals, except 0 and 1, to specifically identify Army managed end items. The EIC, applied to individual requests for issue, allows the Army to capture in the CDDB repair part consumption at the organizational level. The individual requests with EIC are the source for the DIC BAH used to build CDDB.

Equipment density data

A listing of initial issue type equipment by line number, national stock number (NSN), make and model, and quantity. It is used to compute planning. The headquarters prepare the list from reports.

Estimated shipping date (ESD)

The numeric calendar day on which materiel will be available at the supply source for shipment.

Exception data

Information needed for item identification and requisition processing. It cannot be accommodated in a mechanized requisition transaction format.

Expiration date

See shelf life item expiration date.

Followup

An inquiry about a requisition previously submitted.

Followup answer

A reply to a requisitioner’s follow-up or to a request for cancellation.

Force/Activity

A unit, organization or installation performing a function or mission; a body of troops, ships or aircraft, or a combination thereof; a function, mission, project, or program, including the Military Assistance Program (MAP) and Foreign Military Sales (FMS).

Force/Activity Designator (FAD)

A Roman Numeral (I to V) assigned to the Secretary of Defense, the JCS, or a DOD Component to indicate the mission essentiality of a unit, organization, installation project or program to meet national objectives.

Foreign military sales (FMS) case designator

A unique designator within a single country assigned by the implementing service to each FMS case. It consists of a three-position alphanumeric code to identify a specific offer to a country. The first position will always be alphabetic or numeric. This designator stays

with the case and identifies the sales or offer of a sale.

Formatted teletype message

Electrically transmitted messages by Mode V (five) teletype terminals via the DAAS.

Freight forwarder (FF)

Any person named by a country to ship or control shipment of FMS materiel.

Frustrated shipment

A shipment of cargo (supplies or materiel) that is stopped or diverted while in route and prior to receipt at destination. It requires further disposition instruction from the shipping activity or ICP.

Government-furnished materiel (GFM)

Materiel in the possession of or acquired by the Government and later delivered or otherwise made available to a contractor. GFM is property that may be incorporated into or attached to a deliverable end item or that may be consumed or expended in performing a contract. GFM includes assemblies, components, parts, raw and processed materiel's, and small tools and supplies that may be consumed in normal use in performing a contract.

ICP availability determination

The time from the date the requisition is received by the final supply source to the date that a materiel release order is sent to the depot or storage site. This includes time required by supply source to keypunch requisitions manually prepared by the requisitioner. (See para 2-14.)

Immediate issue shipments

An item shipped as it applies to the Pipeline Performance Analysis Reports (Formats 1A and 1B) on requisitions that was ordered for issue from depot or storage site on hand stock during the first pass against stock availability records.

Initial requisition status

All status generated during supply source processing that is not produced in response to follow-up and cancellation requests.

Intensive management items

Those items of supply identified for very high or high-intensive management by the appropriate materiel manager.

International Logistics Control Office (ILCO)

The central U.S. Service control in CONUS that monitors requisitions and related transactions for the FMS and Military Assistance Program (MAP) Grant Aid. As used in this regulation, ILCO and USASAC (U.S. Army Security Affairs Command) are the same.

Interservice supply

Exchange of materiel, inventory control documents, and other management data between

a distribution system of one service or agency and that of another.

Intransit data transaction (IDT)

A reporting document prescribed in MILSTAMP. Transportation performance is measured by it.

Intraservice supply

Exchange of materiel, inventory control documents, and other management data within or between the distribution system of a single service or agency.

Inventory control record

Data entries that show (by item) the ownership or purpose, condition, location, balances on hand, due-in or on back order, and other management data that competent authority may prescribe. It is the main source of recorded data that influence inventory control, supply distribution, and financial management decisions and actions.

Inventory lot or segment

A subgrouping of the total items in storage for the purpose of physical inventory counting or location audit. The lot/segment is generally by Federal Supply Class, warehousing, picking station, or some form of commodity grouping.

Inventory scheduled

A physical inventory to be conducted on a group of items within a certain time according to a set plan. There are two types of scheduled inventories, complete and sample.

a. Inventory, complete.

An inventory of all conditions of all stock numbers within specified categories.

b. Inventory, sample.

A sample of items selected from an inventory lot in such a manner that each item in the lot has an equal opportunity of being included in the sample.

Inventory unscheduled

A physical inventory which is to be conducted on a specific item as a result of some unscheduled inventory requirement such as an inventory manager or locally initiated request, materiel release denial, location survey or location reconciliation request, etc. There are two types of unscheduled inventories, special and spot.

a. Inventory, special.

An unscheduled physical inventory of a specific item(s) as a result of a special requirement generated by the location audit program, preprocurement, or any other reason deemed appropriate by the item manager, accountable property officer (APO) or the APO designated representative, or the storage activity.

b. Inventory, spot.

An unscheduled physical inventory required to be accomplished as a result of a total or partial materiel denial.

Line item delivered

A shipped item consisting of one or more

shipment units received by the consignee transportation officer or addressee as shown by receipted intransit data documents. This also includes MTMC receipt and life tape records. Line item delivered is synonymous with completed action.

Location audit program

The location audit program consists of actions required to assure compatibility between the assets in storage and the locator records and between the locator records and the accountable records. Location audit programs may include quantity. This program is accomplished in two phases:

a. Location survey.

A physical verification, other than actual count, between actual assets and recorded location data to ensure that all assets are properly recorded as to location, identity, condition, and unit of issue.

b. Location reconciliation.

A match between valid storage activity records and the accountable records, in order to identify and correct situations where items are in physical storage but not on record, on record but not in storage, or where common elements of data (may include quantity) do not match. Research for mismatches, including special inventories when required, results in corrective action.

Logistical reassignments

The following terms and definitions apply to chapter 5.

a. Classified items.

Materiel which requires protection in the interest of National security.

b. Gaining inventory manager (GIM).

The inventory manager responsible for assuming wholesale materiel management functions.

c. Pipeline.

A full pipeline is defined as a sufficient quantity of assets, on hand and/or on order, to meet forecasted demands through a period equal to the procurement lead-time plus the safety level and, when applicable, Other War Reserve Materiel Requirement, Protectable (OWRMRP) of the LIM.

d. Logistic reassignment (LR).

The transfer of management responsibilities from one materiel manager to another materiel manager.

e. Losing inventory manager (LIM).

The inventory manager responsible for relinquishing wholesale materiel management functions.

f. Sensitive items.

Materiel which requires a high degree of protection and control due to statutory requirements or regulations, such as narcotics and drug abuse items; precious metals; items which are of high value, highly technical, or hazardous; and small arms, ammunition, explosives and demolition materiel.

g. Technical data.

Recorded information used to define a design and to produce, support, maintain, or operate items of materiel. These data may be recorded as graphic or pictorial delineations in

media such as drawings or photographs, specifications or related performance, or design type documents. Data may be in machine forms such as magnetic tape and computer memory printouts or may be retained in computer memory. Examples of recorded information include engineering drawings and associated lists specifications, standards, process sheets, manuals, technical reports, catalog item identifications, and related information.

Major inventory variance

Total dollar value for the stock number of the item coverage or shortage that exceeds \$500.

Major item requisition validation (MIRV)

A wholesale supply source program (CCSS) which provides the major item manager with a method of maintaining valid backordered requisitions in release sequence under the proper line item number(LIN). This system provides automated support for major item requisitioning under MILSTRIP and supports the functions of materiel managers at the commodity commands.

Management control activity (MCA)

DOD component/activity designated to initially receive and effect control over Service and contractor initiated requisitions for GFM which would be supplied from the wholesale supply system.

Materiel denial

A notification from a distribution activity advising the originator of an A5 Materiel Release Order (excluding A5J Disposal Release Orders) or of an k4 Referral Order of failure to ship all or part of the quantity originally directed for shipment.

Materiel obligation

That unfilled portion of a requisition (for a stocked or nonstocked item) not immediately available for issue. It is recorded as a commitment for future issue, either by direct delivery from vendor or back ordered from stock. This includes both NSN and non-NSN items.

Materiel Readiness Command (MRC)

The major subordinate commands of AMC responsible for National Inventory Control Point (NICP) and National Maintenance Point (NMP) functions for assigned items.

Materiel release confirmation (MRC)

A notice from a storage site advising the preparer of a materiel release order of the positive action taken on the order.

Materiel release denial (MRD)

A notice from a storage site advising the preparer of a materiel release order of the negative (warehouse refusal) action on the order.

Materiel release order (MRO)

An order issued by an accountable supply

system manager(usually an ICP or accountable depot) directing a nonaccountable activity (usually a storage site or materiel drop point) within the same supply distribution complex to release and ship materiel.

Military Assistance Program Address Directory (MAPAD)

A DOD directory that contains the addresses of FFs, CRs, or customers within country who release FMS and MAP Grant Aid shipments and related documents.

Military Assistance Service Funded (MASF) Program

Programs that are MAP Grant Aid, except that the funding source is a DOD appropriation.

Mobilization reserve stockage list (MORSL)

See AR 11-8.

Narrative message

Any message that is not machine sensible transaction or document but contains variable length,“in-the-clear” language not suitable for mechanical processing on receipt. A generic term that includes teletype, dispatch, or TWX

National Inventory Control Point (NICP)

The Army organization responsible for wholesale inventory management of assigned items, either for DA only or DOD as a whole.These activities are AMC MRCs, the U.S. Army Communications Security Logistics Activity (COMSECLOG), and the U.S. Army Electronic Materiel Readiness Activity (EMRA).

NIMSC 5 item

This code identifies SICA-managed depot repairable components assigned to another service that is responsible for the logistics functions of single submitter cataloger, acquisition and disposal authority, depot maintenance, and performs the wholesale stock, store, and issue functions and establishes, budgets, and funds the wholesale stock level requirement. Supply requirements will be submitted to the PICA on requisitions which are funded by a designated point within the SICA. Unserviceable SICA assets will normally be returned to the PICA for credit. The SICA will provide item/program data required by the PICA to meet the materiel support commitments.

Non-AMDF NSN

Any item identified by NSN in the Defense Logistics Services Center (DLSC) files, but is not on the AMDF.

Nonstocked item

An item is centrally managed and purchased but not stocked to meet demands for requisitioners. A part numbered item is also a nonstocked item.

Notice of availability (NOA)

The document by which the U.S. shipping installation informs the FMS CR or FF that the materiel is ready for shipment.

Oversea delivery

The time from the date of receipt of the materiel by an oversea POD until the date materiel is delivered to the oversea requisitioning installation. It includes POD hold time and intratheater transit time. (See para 2-14).

Oversea shipment

The time from the date of receipt of the materiel by a CONUS POE until the date that materiel is delivered to the oversea Port of Debarkation (POD). It includes POE hold time, materiel loading time, and oversea transit time.

Part-numbered item

Any item that can be identified only by the Commercial and Government Entity (CAGE) code and the manufacturer's part number.

Passing actions (generic term)

A general term that identifies supply transactions sending materiel demands from the initial to the ultimate supply source.Passing action, as time measurement, extends from date that initial supply source receives the requisition until date of receipt by final supply source (e.g., CONUS ICP).

Passing order

An order used to pass misrouted requisition to the proper depot or distribution point, and to pass a requisition from one distribution system to another.

Payback

When the single manager for conventional ammunition issues materiel from a site where the requester owns no materiel, the owning service in turn is issued a like item and quantity from the requester's site. Payback is by ownership or purpose code gain or loss transactions.

Physical inventory cutoff date (PICD)

A date established for setting aside the accountable record balance. This date serves as the reference point for considering the relationship between preinventory/Postinventory transactions and the physical count quantity to determine if the count is in agreement with the inventory record balance.

Physical inventory infloat control date (PIICD)

A date established for initiating controls on all inprocess transactions and materiel's which could affect the outcome of the inventory.

Pipeline

A sufficient quantity of assets, on hand and on order, to meet forecasted demands through a period equal to the procurement lead time plus the safety level and Protectable War Reserve Materiel Requirement.

Postpost transaction

The posting of a transaction to add or to subtract from the accountable stock record balance after physical issue or storage of a stocked item.

Postinventory transaction

Any transaction that causes an increase or decrease to accountable stock record balance. It is dated after the physical inventory cutoff date.

Preinventory planning

Preinventory planning is conducted prior to the physical inventory cutoff date to reduce the potential for inventory inaccuracies through:

a. Actions to assure location integrity by resolving such situations as unbinned/loose materiel; questionable identity of materiel in location; and multiple conditions, shelf life (including date of pack/date of expiration), and/or materiel lots stored in a single location.

b. Document cleanup to assure to the extent possible that adjustments and transaction reversals are posted to the record, inprocess receipts are stored in location, and related transactions are sent to the ICP before the established physical inventory cutoff date.

Preinventory transaction

Any transaction, causing an increase or decrease to accountable stock record balance, dated prior to the established physical inventory cutoff date.

Prepost transaction

The posting of a transaction to add to or subtract from the accountable stock record before physical issue or storage of a stocked item.

Priority designator (PD)

The numeric entry that consists of a two-position code of Arabic numerals, made by combining the Force/Activity Designator (FAD) and the Urgency of Need Designator (UND).

Project code

See paragraph C-13.

Purchasing office (PO)

The office which awards or executes a contract for supplies or services and performs post award functions not assigned to a contract administration office.

Receipt take-up by requisitioner

The time from the date of receipt of the materiel at destination until the date that the materiel is recorded on requisitioner inventory records.

Reconciliation, physical inventory

To obtain agreement between the physical count and record balance by attempting to account for all transactions representing infloat documents.

Redistribution order

An order issued by a responsible inventory manager on an accountable supply distribution activity that directs release of materiel to another activity within the same supply complex. For intraservice use, it may be used to direct release and shipment of materiel from a post, camp, station, or base to another similar activity to meet a demand.

Referral order

An order used between supply sources and distribution systems to pass requisitions for supply when the initial activity cannot fill the demand.

Rejection

A decision by the supplier that positive supply cannot be made for a definite reason.

Related personal property

Related personal property is any property:

a. Located on, or is an integral part of real property, or used/useful in connection with such property or its productive capacity. When removed, it would significantly diminish the economic value of the real property. Normally, common use items (including, but not limited to, general purpose furniture, utensils, office machines, office supplies, or general purpose vehicles) are not considered to be related personal property.

b. Determined by the Administrator of General Services Administration to be otherwise related to the real property.

Required availability date (RAD)

The date when end items and concurrent spare parts must be available for International Logistics Program recipients.

Required delivery date (RDD)

The date on which materiel must actually be delivered to the requisitioner. It is always a date earlier or later than the computed standard delivery date (SDD). An RDD cannot exactly equal a computed SDD.

Requisition validation (REQ VAL)

A Logistics Program Support Activity (LPSA) automated system which produces a series of magnetic tape and microfiche products reflecting The Army Authorization Document System (TAADS) data and Continuing Balance System-Expanded (CBS-X) asset information. These products display authorizations and assets for major (Class VII) and secondary (Class 11) items. These are items which are assigned a Line Item Number (LIN) and appear in MTOE, TDA, and are authorized for ORF, POMCUS, War Reserves, Operational Projects, and decrement stocks. The net shortages to these authorized quantities are used by the MIRV system.

Requisitioner

An activity that may requisition an item of supply for use or stock to be issued to one or more users. For these procedures an ILCO is a requisitioner.

Requisition submission

This segment extends from the date of the requisition to the date of receipt by the initial wholesale supply source.

a. Requisition date

(as shown in Requisition Document Number field) will show the actual date of transmittal from the requisitioner to the initial supply source. If requisitions are predated to ease local processing, the requisition date will be changed (if necessary) to show the true date of transmittal.

b. Time taken

for review or approval by control offices (which exist between the requisitioner and initial supply source) is also counted.

Research

An investigation of potential or actual discrepancies between physical count and recorded balances. The purpose of research is to determine the correct balance and the cause of discrepancies. There are three types of research:

a. Postcount validation.

A comparison of physical count with potential recorded balances or another count, considering recent transactions. The purpose of postcount validation is to determine the validity of the count. Postcount validation research ends when the accuracy of the count has been verified or when the necessary recounts have been taken or the discrepancy is \$500 or less.

b. Preadjustment research.

An investigation of potential discrepancies that involves considering recent transactions, unposted or rejected documents, search of temporary location areas, and verifying catalog data. Its purpose is to determine the correct balance. It ends when the balance has been verified or the adjustment quantity determined.

c. Causative research.

An investigation of discrepancies (i.e., gains and losses) consisting of (as a minimum) a complete review of all transactions since the last completed inventory, the last location reconciliation (which included quantity), or back one year, whichever is sooner. It includes supporting documentation, catalog change actions, shipment discrepancies and unposted or rejected documentation. The purpose of causative research is to identify, analyze, and evaluate the cause of inventory discrepancies with the aim of eliminating repetitive errors. Causative research ends when the cause of the discrepancy has been discovered or when after review of the transactions no conclusive findings are possible.

Security Assistance Office (SAO)

An overall term used to define any or all of the following IL terms: Military Assistance Advisory Group (MAAG), mil group, or mission.

Service Item Control Center (SICC)

An activity that serves as a Military Service focal point to resolve support problems for

consumable items furnished by another service.

Shelf life

The total period of time beginning with the data of manufacture/cure/assembly or inspection/test/restorative action that an item may remain in the combined wholesale (including manufacturer) and retail storage system and still remain suitable for issue/use by the end user. Supply condition codes applicable to shelf life items and described in paragraph C-22 (Federal Condition Codes). Shelf life is not to be confused with service-life, which is a measurement of anticipated total in-use time.

Shelf life item

An item of supply possessing deteriorative or unstable characteristics to the degree that a storage time period must be assigned to assure that it will perform satisfactorily in service.

a. Type I Shelf life item

An item of supply which is determined through an evaluation of technical test data and/or actual experience to be an item with a definite nonextendable period of shelf life.

b. Type II shelf life item.

An item of supply having an assigned shelflife time period that may be extended after completion of inspection/test/restorative action.

c. Expiration Date.

The date beyond which nonextendable items (Type 1) should be discarded as no longer suitable for issue or use.

d. Inspection/Test Date.

The date by which extendable items (Type 11) should be subjected to inspection, test, or restorative.

Single manager for conventional ammunition

The responsibility assigned to the Army by the Secretary of Defense to procure, produce, supply, and maintain or renovate conventional ammunition within DOD. Specific responsibilities, functions, authority and relationships are set forth in DODD 5160.65, Single Manager Assignment for Conventional Ammunition.

Small arms reporting

a. DOD Central Registry.

DOD activity that is a repository for small arms serial numbers provided by the DOD Component Registries.

b. DOD Component Registry.

Military department or agency that maintains the location of all small arms serial numbers within that component. It provides the DOD Central Registry with small arms status.

c. Files.

A list of weapon serial numbers for which the component registry's Military department or agency-

(1) *Active file.*

Maintains accountability.

(2) *History file.*

Has reported as shipped to another activity, either intraservice or interservice.

(3) Inactive file.

Has reported as demilitarized, lost or stolen, or has transferred outside the control of DOD.

d. Initial registration.

The initial loading of the small arm serial number data into the DOD Component Registry.

e. Small arms.

Handguns; shoulder fired weapons; light automatic weapons up to and including .50 caliber machine guns; recoilless rifles up to and including 106mm; mortars up to and including 81mm; rocket launchers, manportable; grenade launchers, rifle and shoulder fired; and individually operated portable weapons that can be fired without special mounts or firing devices and have potential use in civil disturbances and are vulnerable to theft.

f. Serial number.

The total series of characters on the firing component part of a small arm.

g. Small arms transaction reporting.

Reporting of individual transactions that affect the small arms serial numbers status within any DOD component.

h. Unclassified property record.

A stock account belonging to a DOD activity, whose mission is not classified; whereas a classified account contains sensitive information, the disclosure of which may be detrimental to the U.S. Government (e.g., small arms that belong to intelligence gathering activities).

Standard delivery date (SDD)

The latest date by which normal processing and shipping in the logistics system will permit receipt and recording of the materiel by the consignee.

Stock control activity (SCA)

The organizational elements of a distribution system that maintains inventory data. Data maintained include the quantity, ownership and purpose, condition and location of materiel due-in, on hand and back ordered. Data will be used to determine availability of materiel for issue and to help in its distribution and management.

Stocked item

An item that is centrally procured and stocked for issue within the supply distribution system of the inventory manager.

Storage activity (SA)

The organizational element of a distribution system that is responsible for the physical handling of materiel. This includes its check-in and inspection (receipt); its keeping and surveillance in a warehouse, shed or open area (storage); and its selection and shipment (issue).

Subsistence type of pack code

A code entered only in subsistence requisitions to show the "level of pack" to be applied to shipments of perishable and nonperishable subsistence.

Supplier

Activities that maintain asset availability records and process requisitions to meet a customer's demand. They are:

a. Defense supply centers (DSC).

b. Inventory control points (ICP) (overseas and CONUS).

c. Accountable supply distribution activities, (ASDA) including overseas command depots.

d. Nonaccountable shipping activities.

e. Procurement activities.

f. Managers for retail stocks.

g. General Services Administration (GSA).

Supply source processing time

The number of days from the date the ICP receives the requisition to the date materiel is available for shipment.

Supply support activity (SSA)

a. An activity assigned a DODAAC having a supply support mission. Examples are:

(1) Direct support units.

(2) Missile support elements.

(3) Maintenance general support units.

(4) Supply and transportation battalions.

(5) Supply and service units.

(6) Repair and utility accounts.

(7) Installation supply divisions.

(8) Service schools.

(9) Materiel management centers.

(10) Technical supply agencies.

(11) Self-service supply centers.

(12) Technical supply agencies.

(13) Tables of distribution and allowances maintenance shops.

(14) Central issue facilities.

(15) Clothing initial issue points.

b. Any activity below the wholesale level having a supply support mission such as direct support units and installation supply divisions.

Terminal hold time

The number of days from the time a shipment unit is offered to a transshipment activity to the time it is released (date shipped) to the carrier for onward movement within the DTS.

Theater

The geographical area outside CONUS for which a commander of a unified or specified command has been assigned military responsibility.

Total package fielding

The Army process to effect a total system fielding. It provides for the concurrent fielding of a materiel system and all its required support. The process aims at minimizing the

logistics burden on the gaining MACOM related to the fielding process.

Transportation bill code

A code entered on the materiel release confirmation used by SAAC to bill FMS customers for "below the line" transportation costs.

Transportation hold and CONUS intransit

The time from the date the materiel is made available to the transportation officer until the date of receipt by the CONUS requisitioning installation, or by the Port of Embarkation (POE)(oversea requisitions). It includes time used in offer/traffic release procedures. (See para 2-14).

Transportation movement data

Weight and cube data of items of supply, coupled with mode of shipment, probable source of supply, and outloading military ocean terminal or air terminal.

Transshipment point (air or water terminal)

A transportation terminal activity within the DTS. Excluded are break bulk points that receive and process shipments for onward movements.

a. Requisition submission.

This segment extends from the date of the requisition to the date of receipt by the initial wholesale supply source. Segment is synonymous with supply source processing.

b. Method of shipment.

The method of transportation used to ship an item. The breakout for parcel post and freight shipments (air and surface) will be through the use of the mode of shipment codes in MILSTAMP.

c. Total pipeline time.

The number of days from the date of the requisition to the date the materiel is offered to the consignee transportation officer.(For an interim period, the total pipeline time for export shipments will be measured from the date of the requisition to the date the item is discharged at the oversea POD or lifted from APOD).

d. APOE handling.

The time from the date shipment is received or offered for delivery at the APOE to the date it is offered and released for onward movement.

e. APOE to APOD intransit.

The time from the date shipment is lifted from the APOE to the date it is received at the oversea APOD.

f. APOD handling. The time from the date shipment is received at the oversea APOD to the date is offered and released by the APOD for onward movement.

g. Total Military Airlift Command (MAC) possession. The time from the date shipment is received or offered for delivery at the APOE to the date it is offered and released by the APOD for onward movement.

Uniform Materiel Movement and Issue Priority System(UMMIPS)

A system to establish time standards for

processing requirements in accordance with the mission of the requiring activity and the urgency of need.

User

An individual (or activity) that needs an item for immediate use or to be on hand for assigned missions.

Section III

Special Abbreviations and Terms

This section contains no entries.

Index

This index is organized alphabetically, by topic, and by subtopic within a topic. Topics and subtopics are identified by paragraph number.

Adjustments

Condition code 5-44, 5-45,5-46
Financial 5-59, 5-60
Physical inventory 5-49, 5-50,5-53, 5-55, 5-80
Purpose code 5-48

Cancellations

Mass 4-71, 4-72, 14-29
Single line requests 3-80, 4-47,4-64, 4-65,4-66,4-67
Universal 4-72, 14-29

Central demand data base (CDDB) 6-3

Cooperative logistics supply support arrangement (CLSSA) 11-35

Disposal

Directing materiel to disposal 5-32,8-5
Intransit control 8-12
Requisition processing 8-17,8-18, 14-17
Screening for assets 8-16
Turn-in 3-93, 5-46,8-4

DOD activity address directory (DODAAD) 9-2

Excess materiel

Automatic return 7-16
Billing and credit 4-81, 7-25,7-31, 7-43
Disposition instructions 7-14,7-15
DLA materiel 7-35
GSA materiel 7-29
NSN validation 14-19
Part number items 7-7
Reporting criteria 7-3, 7-29,7-35
Shipment 7-10, 7-18, 7-36

Followups

Materiel release order 4-42,4-58
Receipts 5-23
Requisition 3-72, 4-63

Foreign military sales 11-34

Government furnished materiel

Management control activity 16-4
Reports 16-10
Requisitions 3-55, 16-5,16-7, 16-8

Installation closure 10-3

Loans 5-34

Logistical reassignments (LR)

Periods of LR 5-52
Post transfer 5-69
Pre transfer 5-66
Transfers 5-67

Logistics asset support estimate (LASE) 15-1

Logistics intelligence file (LIF) 6-2

Management control activity (MCA) 16-4

Materiel obligation validation (MOV) 3-84,4-24

Military supply and transportation evaluation (MILSTEP) 13-1

Not mission capable supply (NMCS) requisitions 3-48

Physical inventory 5-77

Pre-positioned requisitions

Mobilization, training base 12-10

Operations plans 12-2

War reserve 3-53

Project codes 1-29

Receipts

Categories 5-19
Discrepant 5-31, 5-32,5-71
Followups 5-23
Materiel receipt acknowledgement 5-26
Preparation 5-22
Reclamation 5-27

Reclamation

Receipts 5-27

Security assistance

Grant aid 11-31
Foreign military sales 11-34
Requisitioning 11-1, 11-34

Security classification requisitions 3-34

Status

Rejection 3-67, 4-53
Shipment 3-69, 4-43, 4-55,4-57, 4-60, 4-61
Supply 3-66,4-52

Shipments

Consolidation 4-57
Diversion 6-13
Frustration 6-14
Planning 4-38
Reconstitution 6-12
Tracing 4-64, 6-15
Suspended 4-80

Uniform materiel movement and issue priority system (UMMIPS) 2-1

War reserve requisitions 3-53

Unclassified

PIN 004557-000

USAPA

ELECTRONIC PUBLISHING SYSTEM
TEXT FORMATTER ... Version 2.59

PIN: 004557-000

DATE: 03-18-99

TIME: 10:14:09

PAGES SET: 553

DATA FILE: r725-50.fil

DOCUMENT: AR 725-50

DOC STATUS: NEW PUBLICATION